



4 EVO YOUNG TROPHY *** 13 & 14 JUNE 2026

4EVO YOUNG TROPHY CHIMAY

Endurance

Chimay 1,800 km

Race

13-06-26 16:00

Race (3:00:00 Time) started at 15:59:27

Lap	Lap Tm	Diff	Time of Day	Lap	Lap Tm	Diff	Time of Day	Lap	Lap Tm	Diff	Time of Day
<u>(112) SAUVAGE François LECOCCQ Cyril</u>				50	2:04.194	+15.855	18:15:48.484	25	1:57.972	+6.642	17:26:21.884
1			16:01:23.744	51	2:01.742	+13.403	18:17:50.226	26	1:54.727	+3.397	17:28:16.611
2	1:49.160	+0.821	16:03:12.904	52	2:00.948	+12.609	18:19:51.174	27	1:56.538	+5.208	17:30:13.149
3	1:49.576	+1.237	16:05:02.480	53	2:03.111	+14.772	18:21:54.285	28	1:55.201	+3.871	17:32:08.350
4	1:49.854	+1.515	16:06:52.334	p54	2:46.324	+57.985	18:24:40.609	29	1:53.390	+2.060	17:34:01.740
5	1:51.219	+2.880	16:08:43.553	55	1:57.492	+9.153	18:26:38.101	30	1:53.633	+2.303	17:35:55.373
6	1:53.152	+4.813	16:10:36.705	56	1:49.989	+1.650	18:28:28.090	31	1:54.645	+3.315	17:37:50.018
7	1:49.495	+1.156	16:12:26.200	57	1:50.289	+1.950	18:30:18.379	32	1:55.807	+4.477	17:39:45.825
8	1:52.801	+4.462	16:14:19.001	58	1:50.858	+2.519	18:32:09.237	33	1:52.730	+1.400	17:41:38.555
9	1:51.272	+2.933	16:16:10.273	59	1:49.922	+1.583	18:33:59.159	34	1:54.427	+3.097	17:43:32.982
10	1:49.990	+1.651	16:18:00.263	60	1:50.810	+2.471	18:35:49.969	35	1:56.045	+4.715	17:45:29.027
11	1:51.760	+3.421	16:19:52.023	61	1:49.435	+1.096	18:37:39.404	36	1:54.603	+3.273	17:47:23.630
12	1:50.178	+1.839	16:21:42.201	62	1:48.933	+0.594	18:39:28.337	37	1:53.486	+2.156	17:49:17.116
13	1:50.700	+2.361	16:23:32.901	63	1:50.676	+2.337	18:41:19.013	38	1:53.491	+2.161	17:51:10.607
14	1:48.396	+0.057	16:25:21.297	64	1:50.923	+2.584	18:43:09.936	39	1:51.887	+0.557	17:53:02.494
15	1:48.339		16:27:09.636	65	1:51.103	+2.764	18:45:01.039	40	1:53.669	+2.339	17:54:56.163
16	40:56.534	39:08.195	17:08:06.170	66	1:50.043	+1.704	18:46:51.082	p41	2:08.049	+16.719	17:57:04.212
17	2:05.116	+16.777	17:10:11.286	67	1:49.328	+0.989	18:48:40.410	42	2:49.250	+57.920	17:59:53.462
18	2:05.050	+16.711	17:12:16.336	68	1:49.162	+0.823	18:50:29.572	43	1:54.465	+3.135	18:01:47.927
19	2:06.701	+18.362	17:14:23.037	69	1:50.451	+2.112	18:52:20.023	44	1:54.967	+3.637	18:03:42.894
20	2:08.229	+19.890	17:16:31.266	70	1:51.174	+2.835	18:54:11.197	45	1:52.517	+1.187	18:05:35.411
21	2:05.892	+17.553	17:18:37.158	71	1:51.847	+3.508	18:56:03.044	46	1:56.036	+4.706	18:07:31.447
p22	2:54.899	+1:06.553	17:21:32.050	72	1:51.106	+2.767	18:57:54.150	47	1:56.098	+4.768	18:09:27.545
23	2:01.419	+13.080	17:23:33.469	73	1:50.403	+2.064	18:59:44.553	48	1:53.597	+2.267	18:11:21.142
24	1:51.578	+3.239	17:25:25.047	74	1:51.497	+3.158	19:01:36.050	49	1:53.542	+2.212	18:13:14.684
25	1:50.097	+1.758	17:27:15.144	<u>(65) MUZZONI KURT MUZZONI Roy</u>				50	1:53.844	+2.514	18:15:08.528
26	1:49.763	+1.424	17:29:04.907	1			16:01:33.140	51	1:53.837	+2.507	18:17:02.365
27	1:50.411	+2.072	17:30:55.318	2	1:52.680	+1.350	16:03:25.820	52	1:53.594	+2.264	18:18:55.959
28	1:50.600	+2.261	17:32:45.918	3	1:53.985	+2.655	16:05:19.805	53	1:53.841	+2.511	18:20:49.800
29	1:51.709	+3.370	17:34:37.627	4	1:54.690	+3.360	16:07:14.495	54	1:53.312	+1.982	18:22:43.112
30	1:51.079	+2.740	17:36:28.706	5	1:52.406	+1.076	16:09:06.901	55	1:52.286	+0.956	18:24:35.398
31	1:51.458	+3.119	17:38:20.164	6	1:51.330		16:10:58.231	56	1:54.925	+3.595	18:26:30.323
32	1:50.283	+1.944	17:40:10.447	7	1:54.372	+3.042	16:12:52.603	57	1:55.234	+3.904	18:28:25.557
33	1:51.791	+3.452	17:42:02.238	8	1:56.698	+5.368	16:14:49.301	58	1:55.672	+4.342	18:30:21.229
34	1:49.204	+0.865	17:43:51.442	9	1:54.202	+2.872	16:16:43.503	59	1:55.233	+3.903	18:32:16.462
35	1:51.290	+2.951	17:45:42.732	10	1:53.704	+2.374	16:18:37.207	60	1:56.566	+5.236	18:34:13.028
36	1:50.150	+1.811	17:47:32.882	11	1:54.823	+3.493	16:20:32.030	p61	2:06.083	+14.753	18:36:19.111
37	1:49.773	+1.434	17:49:22.655	12	1:57.849	+6.519	16:22:29.879	62	2:43.673	+52.343	18:39:02.784
38	1:49.130	+0.791	17:51:11.785	13	1:54.111	+2.781	16:24:23.990	63	1:53.216	+1.886	18:40:56.000
39	1:48.907	+0.568	17:53:00.692	14	1:54.815	+3.485	16:26:18.805	64	1:55.466	+4.136	18:42:51.466
40	1:49.362	+1.023	17:54:50.054	15	1:53.806	+2.476	16:28:12.611	65	1:54.076	+2.746	18:44:45.542
41	1:50.643	+2.304	17:56:40.697	16	39:53.362	38:02.032	17:08:05.973	66	1:53.357	+2.027	18:46:38.899
42	1:50.885	+2.546	17:58:31.582	17	1:53.091	+1.761	17:09:59.064	67	1:54.539	+3.209	18:48:33.438
p43	2:37.684	+49.345	18:01:09.266	18	1:52.578	+1.248	17:11:51.642	68	1:54.476	+3.146	18:50:27.914
44	2:15.297	+26.958	18:03:24.563	19	1:54.389	+3.059	17:13:46.031	69	1:54.771	+3.441	18:52:22.685
45	2:04.414	+16.075	18:05:28.977	p20	2:08.891	+17.561	17:15:54.922	70	1:54.878	+3.548	18:54:17.563
46	2:03.458	+15.119	18:07:32.435	21	2:42.249	+50.919	17:18:37.171	71	1:53.500	+2.170	18:56:11.063
47	2:03.269	+14.930	18:09:35.704	22	1:56.794	+5.464	17:20:33.965	72	1:56.166	+4.836	18:58:07.229
48	2:06.280	+17.941	18:11:41.984	23	1:54.884	+3.554	17:22:28.849	73	1:53.386	+2.056	19:00:00.615
49	2:02.306	+13.967	18:13:44.290	24	1:55.063	+3.733	17:24:23.912	74	1:55.958	+4.628	19:01:56.573

Chief of Timing & Scoring

Orbits

Race Director

www.mylaps.com

Licensed to: Races Information Services SPRL



4 EVO YOUNG TROPHY *** 13 & 14 JUNE 2026

4EVO YOUNG TROPHY CHIMAY

Endurance

Chimay 1,800 km

Race

13-06-26 16:00

Race (3:00:00 Time) started at 15:59:27

Lap	Lap Tm	Diff	Time of Day	Lap	Lap Tm	Diff	Time of Day	Lap	Lap Tm	Diff	Time of Day
(16) GUIDEZ JIMMY CARIOU Alexandre				51	1:59.528	+6.939	18:19:12.340	27	1:57.394	+3.229	17:32:33.246
1			16:01:32.682	52	1:58.626	+6.037	18:21:10.966	28	1:55.867	+1.702	17:34:29.113
2	1:52.589		16:03:25.271	53	1:59.884	+7.295	18:23:10.850	29	1:54.870	+0.705	17:36:23.983
3	1:53.505	+0.916	16:05:18.776	54	1:59.519	+6.930	18:25:10.369	30	1:54.542	+0.377	17:38:18.525
4	1:54.668	+2.079	16:07:13.444	55	1:59.182	+6.593	18:27:09.551	31	1:56.115	+1.950	17:40:14.640
5	1:53.309	+0.720	16:09:06.753	56	2:00.269	+7.680	18:29:09.820	32	1:55.786	+1.621	17:42:10.426
6	1:53.925	+1.336	16:11:00.678	57	2:02.125	+9.536	18:31:11.945	33	1:54.417	+0.252	17:44:04.843
7	1:54.007	+1.418	16:12:54.685	58	1:57.525	+4.936	18:33:09.470	34	1:54.223	+0.058	17:45:59.066
8	1:54.915	+2.326	16:14:49.600	59	1:57.784	+5.195	18:35:07.254	p35	2:06.518	+12.353	17:48:05.584
9	1:54.196	+1.607	16:16:43.796	p60	2:42.108	+49.519	18:37:49.362	36	2:37.943	+43.778	17:50:43.527
10	1:53.938	+1.349	16:18:37.734	61	2:05.307	+12.718	18:39:54.669	37	2:00.002	+5.837	17:52:43.529
11	1:54.576	+1.987	16:20:32.310	62	1:54.010	+1.421	18:41:48.679	38	1:59.162	+4.997	17:54:42.691
12	1:59.169	+6.580	16:22:31.479	63	1:55.274	+2.665	18:43:43.953	39	1:59.633	+5.468	17:56:42.324
13	1:54.471	+1.882	16:24:25.950	64	1:57.068	+4.479	18:45:41.021	40	1:58.887	+4.722	17:58:41.211
14	1:55.002	+2.413	16:26:20.952	65	1:55.239	+2.650	18:47:36.260	41	1:59.910	+5.745	18:00:41.121
15	1:53.282	+0.693	16:28:14.234	66	1:54.710	+2.121	18:49:30.970	42	1:59.801	+5.636	18:02:40.922
16	39:52.399	37:59.810	17:08:06.633	67	1:55.148	+2.559	18:51:26.118	43	1:57.831	+3.666	18:04:38.753
17	1:54.055	+1.466	17:10:00.688	68	1:56.457	+3.868	18:53:22.575	44	1:58.642	+4.477	18:06:37.395
18	1:54.056	+1.467	17:11:54.744	69	1:55.733	+3.144	18:55:18.308	45	1:58.091	+3.926	18:08:35.486
19	1:54.244	+1.655	17:13:48.988	70	1:54.771	+2.182	18:57:13.079	46	2:00.350	+6.185	18:10:35.836
p20	2:45.164	+52.575	17:16:34.152	71	1:56.697	+4.108	18:59:09.776	47	1:59.465	+5.300	18:12:35.301
21	2:11.173	+18.584	17:18:45.325	72	1:55.907	+3.318	19:01:05.683	48	1:56.667	+2.502	18:14:31.968
22	2:01.510	+8.921	17:20:46.835	73	1:55.677	+3.088	19:03:01.360	49	1:58.831	+4.666	18:16:30.799
23	2:02.070	+9.481	17:22:48.905	(34) GOHY Bruno LOCUTY Mathieu				50	1:57.429	+3.264	18:18:28.228
24	1:59.630	+7.041	17:24:48.535	1			16:01:36.605	51	1:57.342	+3.177	18:20:25.570
25	1:58.981	+6.392	17:26:47.516	2	1:58.736	+4.571	16:03:35.341	52	1:58.542	+4.377	18:22:24.112
26	1:59.360	+6.771	17:28:46.876	3	1:58.436	+4.271	16:05:33.777	53	1:58.316	+4.151	18:24:22.428
27	1:59.610	+7.021	17:30:46.486	4	1:57.414	+3.249	16:07:31.191	54	2:04.402	+10.237	18:26:26.830
28	1:59.001	+6.412	17:32:45.487	5	1:58.605	+4.440	16:09:29.796	p55	2:09.324	+15.159	18:28:36.154
29	1:59.662	+7.073	17:34:45.149	6	1:56.894	+2.729	16:11:26.690	56	2:34.051	+39.886	18:31:10.205
30	1:59.153	+6.564	17:36:44.302	7	1:58.975	+4.810	16:13:25.665	57	1:55.306	+1.141	18:33:05.511
31	2:01.044	+8.455	17:38:45.346	8	1:56.562	+2.397	16:15:22.227	58	1:54.999	+0.834	18:35:00.510
p32	2:54.195	+1:01.606	17:41:39.541	9	1:57.676	+3.511	16:17:19.903	59	1:56.317	+2.152	18:36:56.827
33	2:07.494	+14.905	17:43:47.035	10	1:57.349	+3.184	16:19:17.252	60	1:55.459	+1.294	18:38:52.286
34	1:56.355	+3.766	17:45:43.390	11	1:56.623	+2.458	16:21:13.875	61	1:56.501	+2.336	18:40:48.787
35	1:54.403	+1.814	17:47:37.793	12	1:57.445	+3.280	16:23:11.320	62	1:56.276	+2.111	18:42:45.063
36	1:52.905	+0.316	17:49:30.698	13	1:57.445	+3.280	16:25:11.320	63	1:56.808	+2.643	18:44:41.871
37	1:55.092	+2.503	17:51:25.790	14	1:56.223	+2.058	16:27:08.375	64	1:55.801	+1.636	18:46:37.672
38	1:53.806	+1.217	17:53:19.596	15	41:00.983	39:06.818	17:08:09.358	65	1:58.209	+4.044	18:48:35.881
39	1:54.907	+2.318	17:55:14.503	p16	2:15.483	+21.318	17:10:24.841	66	1:55.720	+1.555	18:50:31.601
40	1:55.622	+3.033	17:57:10.125	17	2:38.553	+44.388	17:13:03.394	67	1:57.207	+3.042	18:52:28.808
41	1:54.744	+2.155	17:59:04.869	18	1:56.457	+2.292	17:14:59.851	68	1:56.072	+1.907	18:54:24.880
42	1:54.547	+1.958	18:00:59.416	19	1:59.073	+4.908	17:16:58.924	69	1:55.964	+1.799	18:56:20.844
43	1:58.452	+5.863	18:02:57.868	20	1:57.544	+3.379	17:18:56.468	70	1:55.877	+1.712	18:58:16.721
44	1:54.403	+1.814	18:04:52.271	21	1:56.150	+1.985	17:20:52.618	71	1:56.720	+2.555	19:00:13.441
45	1:53.839	+1.250	18:06:46.110	22	1:58.321	+4.156	17:22:50.939	72	1:55.587	+1.422	19:02:09.028
46	1:53.406	+0.817	18:08:39.516	23	1:57.288	+3.123	17:24:48.227	(7) BALTUS Jordan BALTUS Jean marie			
47	1:56.315	+3.726	18:10:35.831	24	1:57.991	+3.826	17:26:46.218	1			16:01:33.168
48	1:54.779	+2.190	18:12:30.610	25	1:54.165		17:28:40.383	2	1:54.809	+4.122	16:03:27.977
p49	2:33.287	+40.698	18:15:03.897	26	1:55.469	+1.304	17:30:35.852	3	1:53.361	+2.674	16:05:21.338
50	2:08.915	+16.326	18:17:12.812								

Chief of Timing & Scoring

Orbits

Race Director

www.mylaps.com

Licensed to: Races Information Services SPRL



4 EVO YOUNG TROPHY *** 13 & 14 JUNE 2026

4EVO YOUNG TROPHY CHIMAY

Endurance

Chimay 1,800 km

Race

13-06-26 16:00

Race (3:00:00 Time) started at 15:59:27

Lap	Lap Tm	Diff	Time of Day	Lap	Lap Tm	Diff	Time of Day	Lap	Lap Tm	Diff	Time of Day
4	1:55.030	+4.343	16:07:16.368	55	1:55.472	+4.785	18:31:32.646	33	2:51.702	+57.034	17:44:15.074
5	1:54.885	+4.198	16:09:11.253	56	1:56.087	+5.400	18:33:28.733	34	1:56.769	+2.101	17:46:11.843
6	1:58.407	+7.720	16:11:09.660	57	1:54.764	+4.077	18:35:23.497	35	1:57.551	+2.883	17:48:09.394
7	1:54.465	+3.778	16:13:04.125	58	1:54.539	+3.852	18:37:18.036	36	1:57.527	+2.859	17:50:06.921
8	1:54.074	+3.387	16:14:58.199	59	1:54.797	+4.110	18:39:12.833	37	1:56.981	+2.313	17:52:03.902
9	1:54.843	+4.156	16:16:53.042	60	1:54.069	+3.382	18:41:06.902	38	1:58.298	+3.630	17:54:02.200
10	1:55.235	+4.548	16:18:48.277	61	1:55.028	+4.341	18:43:01.930	39	1:55.659	+0.991	17:55:57.859
11	1:54.725	+4.038	16:20:43.002	62	1:55.377	+4.690	18:44:57.307	40	1:56.237	+1.569	17:57:54.096
12	1:55.934	+5.247	16:22:38.936	63	1:56.328	+5.641	18:46:53.635	41	1:55.103	+0.435	17:59:49.199
13	1:54.799	+4.112	16:24:33.735	64	1:56.532	+5.845	18:48:50.167	42	1:55.090	+0.422	18:01:44.289
14	1:52.613	+1.926	16:26:26.348	65	1:55.107	+4.420	18:50:45.274	43	1:56.868	+2.200	18:03:41.157
15	1:50.687		16:28:17.035	66	1:54.986	+4.299	18:52:40.260	44	1:54.668		18:05:35.825
16	39:49.264	37:58.577	17:08:06.299	67	1:55.268	+4.581	18:54:35.528	45	1:56.282	+1.614	18:07:32.107
17	1:54.146	+3.459	17:10:00.445	68	1:52.957	+2.270	18:56:28.485	46	1:56.590	+1.922	18:09:28.697
18	1:53.825	+3.138	17:11:54.270	69	1:57.102	+6.415	18:58:25.587	p47	4:43.331	+2:48.663	18:14:12.028
p19	2:55.686	+1:04.999	17:14:49.956	70	1:57.196	+6.509	19:00:22.783	48	3:08.534	+1:13.866	18:17:20.562
20	2:25.211	+34.524	17:17:15.167	71	1:57.459	+6.772	19:02:20.242	49	1:56.548	+1.880	18:19:17.110
21	2:10.355	+19.668	17:19:25.522					50	1:56.193	+1.525	18:21:13.303
22	2:11.557	+20.870	17:21:37.079	(51) DUMOUTIER Alexandre FORTEMPS Romain				51	1:58.573	+3.905	18:23:11.876
23	2:09.391	+18.704	17:23:46.470	1			16:01:33.823	52	1:59.199	+4.531	18:25:11.075
24	2:13.556	+22.869	17:26:00.026	2	1:56.733	+2.065	16:03:30.556	53	1:58.398	+3.730	18:27:09.473
25	2:12.343	+21.656	17:28:12.369	3	1:56.590	+1.922	16:05:27.146	54	1:54.787	+0.119	18:29:04.260
26	2:11.437	+20.750	17:30:23.806	4	1:57.104	+2.436	16:07:24.250	55	1:55.626	+0.958	18:30:59.886
27	2:10.832	+20.145	17:32:34.638	5	1:56.713	+2.045	16:09:20.963	56	1:54.703	+0.035	18:32:54.589
p28	3:09.812	+1:19.125	17:35:44.450	6	1:55.787	+1.119	16:11:16.750	57	1:55.619	+0.951	18:34:50.208
29	2:02.600	+11.913	17:37:47.050	7	1:56.211	+1.543	16:13:12.961	58	1:55.937	+1.269	18:36:46.145
30	1:56.250	+5.563	17:39:43.300	8	1:56.176	+1.508	16:15:09.137	59	1:55.931	+1.263	18:38:42.076
31	1:54.322	+3.635	17:41:37.622	9	1:58.283	+3.615	16:17:07.420	p60	2:05.539	+10.871	18:40:47.615
32	1:54.228	+3.541	17:43:31.850	10	1:57.658	+2.990	16:19:05.078	61	3:10.920	+1:16.252	18:43:58.535
33	1:55.356	+4.669	17:45:27.206	11	1:57.689	+3.021	16:21:02.767	62	1:56.204	+1.536	18:45:54.739
34	1:55.554	+4.867	17:47:22.760	12	1:56.055	+1.387	16:22:58.822	63	1:58.318	+3.650	18:47:53.057
35	1:54.322	+3.635	17:49:17.082	13	1:59.818	+5.150	16:24:58.640	64	1:57.016	+2.348	18:49:50.073
36	1:54.404	+3.717	17:51:11.486	14	1:56.183	+1.515	16:26:54.823	65	1:57.488	+2.820	18:51:47.561
37	1:54.301	+3.614	17:53:05.787	15	1:57.166	+2.498	16:28:51.989	66	1:57.635	+2.967	18:53:45.196
38	1:54.960	+4.273	17:55:00.747	p16	39:33.546	37:38.878	17:08:25.535	67	1:57.153	+2.485	18:55:42.349
39	1:54.523	+3.836	17:56:55.270	17	3:42.308	+1:47.640	17:12:07.843	68	1:55.838	+1.170	18:57:38.187
40	1:54.221	+3.534	17:58:49.491	18	2:00.363	+5.695	17:14:08.206	69	1:55.415	+0.747	18:59:33.602
41	1:55.252	+4.565	18:00:44.743	19	1:57.534	+2.866	17:16:05.740	70	1:57.321	+2.653	19:01:30.923
42	1:54.596	+3.909	18:02:39.339	20	1:56.739	+2.071	17:18:02.479	71	1:57.965	+3.297	19:03:28.888
43	1:54.080	+3.393	18:04:33.419	21	1:58.211	+3.543	17:20:00.690				
44	1:55.116	+4.429	18:06:28.535	22	1:55.831	+1.163	17:21:56.521	(12) KETELS Johan KETELS Sven			
p45	2:20.080	+29.393	18:08:48.615	23	1:55.534	+0.866	17:23:52.055	1			16:01:36.852
46	2:23.734	+33.047	18:11:12.349	24	1:57.702	+3.034	17:25:49.757	2	1:56.880	+2.077	16:03:33.732
47	2:12.537	+21.850	18:13:24.886	25	1:56.173	+1.505	17:27:45.930	3	1:56.715	+1.912	16:05:30.447
48	2:12.594	+21.907	18:15:37.480	26	1:54.786	+0.118	17:29:40.716	4	1:56.856	+2.053	16:07:27.303
49	2:11.831	+21.144	18:17:49.311	27	1:54.977	+0.309	17:31:35.693	5	1:54.896	+0.093	16:09:22.199
50	2:12.346	+21.659	18:20:01.657	28	1:54.879	+0.211	17:33:30.572	6	1:55.977	+1.174	16:11:18.176
51	2:12.166	+21.479	18:22:13.823	29	1:55.237	+0.569	17:35:25.809	7	1:55.592	+0.789	16:13:13.768
p52	3:23.362	+1:32.675	18:25:37.185	30	1:54.682	+0.014	17:37:20.491	8	1:54.803		16:15:08.571
53	2:04.439	+13.752	18:27:41.624	31	1:55.409	+0.741	17:39:15.900	9	1:57.508	+2.705	16:17:06.079
54	1:55.550	+4.863	18:29:37.174	p32	2:07.472	+12.804	17:41:23.372	10	1:57.178	+2.375	16:19:03.257

Chief of Timing & Scoring

Orbits

Race Director

www.mylaps.com

Licensed to: Races Information Services SPRL



4 EVO YOUNG TROPHY *** 13 & 14 JUNE 2026

4EVO YOUNG TROPHY CHIMAY


Endurance

Chimay 1,800 km

Race

13-06-26 16:00

Race (3:00:00 Time) started at 15:59:27



Lap	Lap Tm	Diff	Time of Day	Lap	Lap Tm	Diff	Time of Day	Lap	Lap Tm	Diff	Time of Day
11	1:55.955	+1.152	16:20:59.212	62	1:57.757	+2.954	18:46:23.776	41	1:56.922	+1.803	18:02:29.528
12	1:57.777	+2.974	16:22:56.989	63	1:57.450	+2.647	18:48:21.226	42	1:55.525	+0.406	18:04:25.053
13	1:58.101	+3.298	16:24:55.090	64	1:57.454	+2.651	18:50:18.680	43	1:56.466	+1.347	18:06:21.519
14	1:57.841	+3.038	16:26:52.931	65	1:57.705	+2.902	18:52:16.385	44	1:56.612	+1.493	18:08:18.131
15	1:59.409	+4.606	16:28:52.340	66	1:56.042	+1.239	18:54:12.427	45	1:55.867	+0.748	18:10:13.998
16	39:16.427	37:21.624	17:08:08.767	67	1:56.381	+1.578	18:56:08.808	46	1:56.177	+1.058	18:12:10.175
p17	2:16.325	+21.522	17:10:25.092	68	1:58.405	+3.602	18:58:07.213	47	1:55.119		18:14:05.294
18	2:50.181	+55.378	17:13:15.273	69	1:58.346	+3.543	19:00:05.559	48	1:55.903	+0.784	18:16:01.197
19	2:08.062	+13.259	17:15:23.335	70	1:58.383	+3.580	19:02:03.942	49	1:56.392	+1.273	18:17:57.589
20	2:05.736	+10.933	17:17:29.071					50	1:56.005	+0.886	18:19:53.594
21	2:04.617	+9.814	17:19:33.688	(74) LEFEVRE OLIVIER ULENS Jeremy				p51	2:07.957	+12.838	18:22:01.551
22	2:07.524	+12.721	17:21:41.212	1			16:01:34.310	52	3:14.870	+1:19.751	18:25:16.421
23	2:06.470	+11.667	17:23:47.682	2	1:57.262	+2.143	16:03:31.572	53	2:01.343	+6.224	18:27:17.764
24	2:07.855	+13.052	17:25:55.537	3	1:57.380	+2.261	16:05:28.952	54	2:01.637	+6.518	18:29:19.401
25	2:07.095	+12.292	17:28:02.632	4	1:56.935	+1.816	16:07:25.887	55	2:02.135	+7.016	18:31:21.536
26	2:10.933	+16.130	17:30:13.565	5	1:55.971	+0.852	16:09:21.858	56	2:06.509	+11.390	18:33:28.045
27	2:08.461	+13.658	17:32:22.026	6	1:55.768	+0.649	16:11:17.626	57	2:04.326	+9.207	18:35:32.371
28	2:07.782	+12.979	17:34:29.808	7	1:56.580	+1.461	16:13:14.206	58	2:06.372	+11.253	18:37:38.743
p29	2:20.112	+25.309	17:36:49.920	8	1:55.936	+0.817	16:15:10.142	59	2:05.413	+10.294	18:39:44.156
30	2:47.445	+52.642	17:39:37.365	9	1:57.881	+2.762	16:17:08.023	60	2:04.589	+9.470	18:41:48.745
31	1:56.804	+2.001	17:41:34.169	10	1:56.416	+1.297	16:19:04.439	61	2:07.753	+12.634	18:43:56.498
32	1:58.921	+4.118	17:43:33.090	11	1:56.399	+1.280	16:21:00.838	62	2:04.938	+9.819	18:46:01.436
33	2:00.172	+5.369	17:45:33.262	12	1:56.944	+1.825	16:22:57.782	63	2:04.000	+8.881	18:48:05.436
34	1:58.613	+3.810	17:47:31.875	13	2:00.336	+5.217	16:24:58.118	64	2:04.063	+8.944	18:50:09.499
35	1:58.667	+3.864	17:49:30.542	14	1:55.631	+0.512	16:26:53.749	65	2:04.793	+9.674	18:52:14.292
36	1:59.400	+4.597	17:51:29.942	15	1:55.692	+0.573	16:28:49.441	66	2:03.289	+8.170	18:54:17.581
37	1:55.949	+1.146	17:53:25.891	16	39:17.962	37:22.843	17:08:07.403	67	2:04.836	+9.717	18:56:22.417
38	1:57.854	+3.051	17:55:23.745	17	1:57.327	+2.208	17:10:04.730	68	2:04.303	+9.184	18:58:26.720
39	1:57.737	+2.934	17:57:21.482	18	1:58.257	+3.138	17:12:02.987	69	2:05.575	+10.456	19:00:32.295
40	1:57.861	+3.058	17:59:19.343	p19	2:12.137	+17.018	17:14:15.124	70	2:04.211	+9.092	19:02:36.506
41	1:58.010	+3.207	18:01:17.353	20	3:15.236	+1:20.117	17:17:30.360				
42	1:58.298	+3.495	18:03:15.651	21	2:04.616	+9.497	17:19:34.976	(8) LEPILLIEZ Patrick REPAIRE Arnaud			
43	1:59.887	+5.084	18:05:15.538	22	2:04.304	+9.185	17:21:39.280	1			16:01:40.648
44	1:58.881	+4.078	18:07:14.419	23	2:06.575	+11.456	17:23:45.855	2	1:57.853	+2.630	16:03:38.501
45	1:59.059	+4.256	18:09:13.478	24	2:06.839	+11.720	17:25:52.694	3	1:56.705	+1.482	16:05:35.206
p46	2:16.554	+21.751	18:11:30.032	25	2:04.625	+9.506	17:27:57.319	4	1:56.297	+1.074	16:07:31.503
47	2:56.065	+1:01.262	18:14:26.097	26	2:05.653	+10.534	17:30:02.972	5	1:55.223		16:09:26.726
48	2:06.990	+12.187	18:16:33.087	27	2:06.536	+11.417	17:32:09.508	6	1:57.011	+1.788	16:11:23.737
49	2:08.950	+14.147	18:18:42.037	28	2:07.311	+12.192	17:34:16.819	7	1:58.560	+3.337	16:13:22.297
50	2:04.510	+9.707	18:20:46.547	29	2:04.014	+8.895	17:36:20.833	8	1:57.550	+2.327	16:15:19.847
51	2:08.323	+13.520	18:22:54.870	30	2:06.568	+11.449	17:38:27.401	9	1:57.658	+2.435	16:17:17.505
52	2:07.120	+12.317	18:25:01.990	31	2:06.864	+11.745	17:40:34.265	10	1:57.107	+1.884	16:19:14.612
53	2:04.992	+10.189	18:27:06.982	p32	2:19.673	+24.554	17:42:53.938	11	1:56.931	+1.708	16:21:11.543
54	2:06.990	+12.187	18:29:13.972	33	3:15.993	+1:20.874	17:46:09.931	12	1:57.314	+2.091	16:23:08.857
55	2:05.608	+10.805	18:31:19.580	34	2:34.756	+39.637	17:48:44.687	13	2:02.795	+7.572	16:25:11.652
p56	2:25.438	+30.635	18:33:45.018	35	1:59.420	+4.301	17:50:44.107	14	1:57.265	+2.042	16:27:08.917
57	2:49.945	+55.142	18:36:34.963	36	1:58.790	+3.671	17:52:42.897	p15	41:16.711	39:21.488	17:08:25.628
58	1:57.242	+2.439	18:38:32.205	37	1:56.913	+1.794	17:54:39.810	16	3:15.493	+1:20.270	17:11:41.121
59	1:57.362	+2.559	18:40:29.567	38	1:57.104	+1.985	17:56:36.914	17	2:07.588	+12.365	17:13:48.709
60	1:56.478	+1.675	18:42:26.045	39	1:58.054	+2.935	17:58:34.968	18	2:04.678	+9.455	17:15:53.387
61	1:59.974	+5.171	18:44:26.019	40	1:57.638	+2.519	18:00:32.606	19	2:05.394	+10.171	17:17:58.781

Chief of Timing & Scoring

Orbits

Race Director

www.mylaps.com

Licensed to: Races Information Services SPRL



4 EVO YOUNG TROPHY *** 13 & 14 JUNE 2026

4EVO YOUNG TROPHY CHIMAY

Endurance

Chimay 1,800 km

Race

13-06-26 16:00

Race (3:00:00 Time) started at 15:59:27

Lap	Lap Tm	Diff	Time of Day	Lap	Lap Tm	Diff	Time of Day	Lap	Lap Tm	Diff	Time of Day
20	2:04.785	+9.562	17:20:03.566	(20) MADAJ Warren MADAJ Patrick Richard				51	3:02.089	+1:05.806	18:33:18.255
21	2:05.082	+9.859	17:22:08.648	1			16:01:40.018	52	1:56.658	+0.375	18:35:14.913
22	2:04.861	+9.638	17:24:13.509	2	2:01.729	+5.446	16:03:41.747	53	1:57.025	+0.742	18:37:11.938
23	2:05.609	+10.386	17:26:19.118	3	1:58.350	+2.067	16:05:40.097	54	1:58.897	+2.614	18:39:10.835
24	2:05.166	+9.943	17:28:24.284	4	1:58.897	+2.614	16:07:38.994	55	1:58.175	+1.892	18:41:09.010
25	2:05.157	+9.934	17:30:29.441	5	1:58.843	+2.560	16:09:37.837	56	1:57.385	+1.102	18:43:06.395
26	2:07.683	+12.460	17:32:37.124	6	1:58.454	+2.171	16:11:36.291	57	1:57.475	+1.192	18:45:03.870
27	2:07.305	+12.082	17:34:44.229	7	1:57.972	+1.689	16:13:34.263	58	2:00.008	+3.725	18:47:03.878
28	2:05.202	+9.979	17:36:49.631	8	2:20.600	+24.317	16:15:54.863	59	2:01.876	+5.593	18:49:05.754
29	2:04.834	+9.611	17:38:54.465	9	2:01.845	+5.562	16:17:56.708	60	2:03.665	+7.382	18:51:09.419
30	2:03.832	+8.609	17:40:58.297	10	1:59.784	+3.501	16:19:56.492	61	2:03.326	+7.043	18:53:12.745
31	2:05.104	+9.881	17:43:03.401	11	1:57.144	+0.861	16:21:53.636	62	2:00.554	+4.271	18:55:13.299
p32	2:19.705	+24.482	17:45:23.106	12	1:57.744	+1.461	16:23:51.380	63	1:59.593	+3.310	18:57:12.892
33	3:12.251	+1:17.028	17:48:35.357	13	1:56.283		16:25:47.663	64	2:00.285	+4.002	18:59:13.177
34	2:01.572	+6.349	17:50:36.929	14	1:58.309	+2.026	16:27:45.972	65	1:59.335	+3.052	19:01:12.512
35	1:59.094	+3.871	17:52:36.023	15	40:24.892	38:28.609	17:08:10.864	66	2:00.673	+4.390	19:03:13.185
36	1:59.044	+3.821	17:54:35.067	16	2:07.770	+11.487	17:10:18.634	(502) VROMAN Thijs VROMANT Jeffrey			
37	2:00.025	+4.802	17:56:35.092	17	2:05.444	+9.161	17:12:24.078	1			16:01:54.685
38	1:59.012	+3.789	17:58:34.104	18	2:04.739	+8.456	17:14:28.817	2	2:12.189	+4.957	16:04:06.874
39	2:02.456	+7.233	18:00:36.560	19	2:05.246	+8.963	17:16:34.063	3	2:12.957	+5.725	16:06:19.831
40	2:00.914	+5.691	18:02:37.474	20	2:05.069	+8.786	17:18:39.132	4	2:11.188	+3.996	16:08:31.019
41	2:00.838	+5.615	18:04:38.312	21	2:05.686	+9.403	17:20:44.818	5	2:11.810	+4.578	16:10:42.829
42	2:00.369	+5.146	18:06:38.681	p22	2:17.758	+2:14.75	17:23:02.576	6	2:13.087	+5.855	16:12:55.916
43	2:00.804	+5.581	18:08:39.485	23	1:10.6588	+9:10.305	17:34:09.164	7	2:11.574	+4.342	16:15:07.490
44	2:00.709	+5.486	18:10:40.194	24	1:57.528	+1.245	17:36:06.692	8	2:10.955	+3.723	16:17:18.445
45	2:00.399	+5.176	18:12:40.593	25	1:58.299	+2.016	17:38:04.991	9	2:11.791	+4.559	16:19:30.236
46	2:00.283	+5.060	18:14:40.876	26	1:58.556	+2.273	17:40:03.547	10	2:10.573	+3.341	16:21:40.809
47	1:59.258	+4.035	18:16:40.134	27	1:58.514	+2.231	17:42:02.061	11	2:09.706	+2.474	16:23:50.515
48	2:01.079	+5.856	18:18:41.213	28	1:57.200	+0.917	17:43:59.261	12	2:10.423	+3.191	16:26:00.938
49	2:01.729	+6.506	18:20:42.942	29	1:57.978	+1.695	17:45:57.239	13	2:11.382	+4.150	16:28:12.320
p50	2:14.108	+18.885	18:22:57.050	30	1:58.746	+2.463	17:47:55.985	14	40:10.192	38:02.960	17:08:22.512
51	3:04.561	+1:09.338	18:26:01.611	31	1:58.127	+1.844	17:49:54.112	15	2:16.685	+9.453	17:10:39.197
52	2:02.518	+7.295	18:28:04.129	32	2:00.086	+3.803	17:51:54.198	16	2:15.035	+7.803	17:12:54.232
53	2:03.171	+7.948	18:30:07.300	33	1:56.962	+0.679	17:53:51.160	17	2:12.689	+5.457	17:15:06.921
54	2:06.926	+11.703	18:32:14.226	34	1:57.208	+0.925	17:55:48.368	18	2:12.170	+4.938	17:17:19.091
55	2:06.721	+11.498	18:34:20.947	p35	2:08.221	+11.938	17:57:56.589	19	2:11.322	+4.090	17:19:30.413
56	2:06.204	+10.981	18:36:27.151	36	2:58.892	+1:02.609	18:00:55.481	20	2:10.714	+3.482	17:21:41.127
57	2:04.152	+8.929	18:38:31.303	37	2:05.732	+9.449	18:03:01.213	21	2:09.943	+2.711	17:23:51.070
58	2:03.867	+8.644	18:40:35.170	38	2:04.756	+8.473	18:05:05.969	22	2:10.263	+3.031	17:26:01.333
59	2:05.040	+9.817	18:42:40.210	39	2:04.384	+8.101	18:07:10.353	23	2:10.207	+2.975	17:28:11.540
60	2:03.808	+8.585	18:44:44.018	40	2:05.705	+9.422	18:09:16.058	24	2:11.733	+4.501	17:30:23.273
61	2:03.262	+8.039	18:46:47.280	41	2:05.251	+8.968	18:11:21.309	25	2:10.424	+3.192	17:32:33.697
62	2:03.630	+8.407	18:48:50.910	42	2:06.463	+10.180	18:13:27.772	26	2:12.051	+4.819	17:34:45.748
63	2:03.532	+8.309	18:50:54.442	43	2:07.509	+11.226	18:15:35.281	27	2:09.297	+2.065	17:36:55.045
64	2:03.442	+8.219	18:52:57.884	44	2:05.454	+9.171	18:17:40.735	28	2:09.350	+2.118	17:39:04.395
65	2:06.028	+10.805	18:55:03.912	45	2:04.180	+7.897	18:19:44.915	29	2:09.315	+2.083	17:41:13.710
66	2:05.403	+10.180	18:57:09.315	46	2:05.023	+8.740	18:21:49.938	30	2:09.674	+2.442	17:43:23.384
67	2:05.781	+10.558	18:59:15.096	47	2:04.381	+8.098	18:23:54.319	p31	2:26.573	+19.341	17:45:49.957
68	2:08.596	+13.373	19:01:23.692	48	2:06.866	+10.583	18:26:01.185	32	3:08.173	+1:00.941	17:48:58.130
69	2:09.655	+14.432	19:03:33.347	49	2:02.600	+6.317	18:28:03.785	33	2:13.007	+5.775	17:51:11.137
				p50	2:12.381	+16.098	18:30:16.166				

Chief of Timing & Scoring

Orbits

Race Director

www.mylaps.com

Licensed to: Races Information Services SPRL



4 EVO YOUNG TROPHY *** 13 & 14 JUNE 2026

4EVO YOUNG TROPHY CHIMAY

Endurance

Chimay 1,800 km

Race

13-06-26 16:00

Race (3:00:00 Time) started at 15:59:27

Lap	Lap Tm	Diff	Time of Day	Lap	Lap Tm	Diff	Time of Day	Lap	Lap Tm	Diff	Time of Day
34	2:10.525	+3.293	17:53:21.662	17	2:09.550	+5.646	17:14:50.545	1			16:01:52.385
35	2:11.557	+4.325	17:55:33.219	18	2:11.229	+7.325	17:17:01.774	2	2:12.628	+5.305	16:04:05.013
36	2:09.173	+1.941	17:57:42.392	19	2:12.624	+8.720	17:19:14.398	3	2:11.958	+4.635	16:06:16.971
37	2:08.664	+1.432	17:59:51.056	20	2:08.829	+4.925	17:21:23.227	4	2:13.276	+5.953	16:08:30.247
38	2:08.468	+1.236	18:01:59.524	21	2:10.236	+6.332	17:23:33.463	5	2:14.099	+6.776	16:10:44.346
39	2:11.419	+4.187	18:04:10.943	22	2:09.418	+5.514	17:25:42.881	6	2:10.618	+3.295	16:12:54.964
40	2:10.359	+3.127	18:06:21.302	23	2:08.023	+4.119	17:27:50.904	7	2:11.944	+4.621	16:15:06.908
41	2:08.145	+0.913	18:08:29.447	24	2:07.179	+3.275	17:29:58.083	8	2:13.252	+5.929	16:17:20.160
42	2:07.959	+0.727	18:10:37.406	25	2:09.681	+5.777	17:32:07.764	9	2:11.066	+3.743	16:19:31.226
43	2:07.232		18:12:44.638	p26	2:26.540	+22.636	17:34:34.304	10	2:10.460	+3.137	16:21:41.686
44	2:07.332	+0.100	18:14:51.970	27	3:38.019	+1:34.115	17:38:12.323	11	2:08.284	+0.961	16:23:49.970
45	2:07.536	+0.304	18:16:59.506	28	2:05.272	+1.368	17:40:17.595	12	2:10.342	+3.019	16:26:00.312
46	2:07.841	+0.609	18:19:07.347	29	2:06.079	+2.175	17:42:23.674	13	2:09.837	+2.514	16:28:10.149
47	2:13.331	+6.099	18:21:20.678	30	2:04.086	+0.182	17:44:27.760	14	40:10.447	38:03.124	17:08:20.596
48	2:09.502	+2.270	18:23:30.180	31	2:05.619	+1.715	17:46:33.379	15	2:11.786	+4.463	17:10:32.382
p49	2:20.112	+12.880	18:25:50.292	32	2:04.709	+0.805	17:48:38.088	16	2:10.695	+3.372	17:12:43.077
50	3:12.923	+1:05.691	18:29:03.215	33	2:04.732	+0.828	17:50:42.820	17	2:10.620	+3.297	17:14:53.697
51	2:12.682	+5.450	18:31:15.897	34	2:07.949	+4.045	17:52:50.769	18	2:09.111	+1.788	17:17:02.808
52	2:11.337	+4.105	18:33:27.234	35	2:04.513	+0.609	17:54:55.282	19	2:09.669	+2.346	17:19:12.477
53	2:10.641	+3.409	18:35:37.875	36	2:04.910	+1.006	17:57:00.192	20	2:09.060	+1.737	17:21:21.537
54	2:10.087	+2.855	18:37:47.962	37	2:04.689	+0.785	17:59:04.881	21	2:09.542	+2.219	17:23:31.079
55	2:14.182	+6.950	18:40:02.144	38	2:04.469	+0.565	18:01:09.350	22	2:11.238	+3.915	17:25:42.317
56	2:10.109	+2.877	18:42:12.253	p39	2:24.439	+20.535	18:03:33.789	23	2:09.689	+2.366	17:27:52.006
57	2:10.190	+2.958	18:44:22.443	40	3:36.057	+1:32.153	18:07:09.846	24	2:07.323		17:29:59.329
58	2:08.688	+1.456	18:46:31.131	41	2:09.666	+5.762	18:09:19.512	25	2:08.780	+1.457	17:32:08.109
59	2:09.271	+2.039	18:48:40.402	42	2:07.068	+3.164	18:11:26.580	26	2:08.361	+1.038	17:34:16.470
60	2:08.977	+1.745	18:50:49.379	43	2:05.285	+1.381	18:13:31.865	27	2:09.827	+2.504	17:36:26.297
61	2:10.441	+3.209	18:52:59.820	44	2:08.510	+4.606	18:15:40.375	28	2:11.307	+3.984	17:38:37.604
62	2:08.622	+1.390	18:55:08.442	45	2:06.325	+2.421	18:17:46.700	p29	2:29.100	+21.777	17:41:06.704
63	2:08.400	+1.168	18:57:16.842	46	2:06.629	+2.725	18:19:53.329	30	4:00.501	+1:53.178	17:45:07.205
64	2:08.409	+1.177	18:59:25.251	47	2:08.469	+4.565	18:22:01.798	31	2:16.822	+9.499	17:47:24.027
65	2:09.263	+2.031	19:01:34.514	48	2:06.242	+2.338	18:24:08.040	32	2:14.359	+7.036	17:49:38.386
66	2:20.798	+13.566	19:03:55.312	49	2:04.794	+0.890	18:26:12.834	33	2:18.678	+11.355	17:51:57.064
(133) BORREMANS Jacques FITTON Stuart				50	2:04.487	+0.583	18:28:17.321	34	2:15.482	+8.159	17:54:12.546
1			16:01:48.403	51	2:06.839	+2.935	18:30:24.160	35	2:13.256	+5.933	17:56:25.802
2	2:05.536	+1.632	16:03:53.939	52	2:09.029	+5.125	18:32:33.189	36	2:13.904	+6.581	17:58:39.706
3	2:06.484	+2.580	16:06:00.423	53	2:10.319	+6.415	18:34:43.508	37	2:13.402	+6.079	18:00:53.108
4	2:06.064	+2.160	16:08:06.487	p54	2:22.897	+18.993	18:37:06.405	38	2:13.543	+6.220	18:03:06.651
5	2:05.679	+1.775	16:10:12.166	55	3:45.164	+1:41.260	18:40:51.569	39	2:11.880	+4.557	18:05:18.531
6	2:03.985	+0.081	16:12:16.151	56	2:03.998	+0.094	18:42:55.567	40	2:14.877	+7.554	18:07:33.408
7	2:05.138	+1.234	16:14:21.289	57	2:03.904		18:44:59.471	41	2:14.945	+7.622	18:09:48.353
8	2:04.168	+0.264	16:16:25.457	58	2:07.132	+3.228	18:47:06.603	42	2:13.970	+6.647	18:12:02.323
9	2:04.597	+0.693	16:18:30.054	59	2:03.955	+0.051	18:49:10.558	43	2:15.709	+8.386	18:14:18.032
10	2:06.614	+2.710	16:20:36.668	60	2:05.193	+1.289	18:51:15.751	44	2:13.919	+6.596	18:16:31.951
11	2:07.363	+3.459	16:22:44.031	61	2:08.557	+4.653	18:53:24.308	45	2:13.245	+5.922	18:18:45.196
12	2:09.701	+5.797	16:24:53.732	62	2:06.422	+2.518	18:55:30.730	46	2:14.442	+7.119	18:20:59.638
p13	2:24.883	+20.979	16:27:18.615	63	2:06.597	+2.693	18:57:37.327	47	2:14.613	+7.290	18:23:14.251
14	40:57.199	38:53.295	17:08:15.814	64	2:06.782	+2.878	18:59:44.109	48	2:13.794	+6.471	18:25:28.045
15	2:13.645	+9.741	17:10:29.459	65	2:06.957	+3.053	19:01:51.066	p49	2:34.132	+26.809	18:28:02.177
16	2:11.536	+7.632	17:12:40.995	(66) NECHAT Maurice BOTTIN Denys Lucien				50	4:07.527	+2:00.204	18:32:09.704
								51	2:14.152	+6.829	18:34:23.856



4 EVO YOUNG TROPHY *** 13 & 14 JUNE 2026

4EVO YOUNG TROPHY CHIMAY

Endurance

Chimay 1,800 km

Race

13-06-26 16:00

Race (3:00:00 Time) started at 15:59:27

Lap	Lap Tm	Diff	Time of Day	Lap	Lap Tm	Diff	Time of Day	Lap	Lap Tm	Diff	Time of Day
52	2:15.228	+7.905	18:36:39.084	p37	2:53.072	+48.909	18:05:02.891	23	2:20.880	+15.126	17:30:42.362
53	2:15.912	+8.589	18:38:54.996	38	2:22.198	+18.035	18:07:25.089	24	2:18.864	+13.110	17:33:01.226
54	2:15.839	+8.516	18:41:10.835	39	2:08.262	+4.099	18:09:33.351	25	2:19.294	+13.540	17:35:20.520
55	2:17.534	+10.211	18:43:28.369	40	2:09.288	+5.125	18:11:42.639	26	2:18.617	+12.863	17:37:39.137
56	2:12.965	+5.642	18:45:41.334	41	2:07.535	+3.372	18:13:50.174	27	2:22.421	+16.667	17:40:01.558
57	2:14.750	+7.427	18:47:56.084	42	2:09.332	+5.169	18:15:59.506	p28	2:40.699	+34.945	17:42:42.257
58	2:13.270	+5.947	18:50:09.354	43	2:08.699	+4.536	18:18:08.205	29	3:07.011	+1:01.257	17:45:49.268
59	2:13.746	+6.423	18:52:23.100	44	2:08.580	+4.417	18:20:16.785	30	2:10.449	+4.695	17:47:59.717
60	2:12.568	+5.245	18:54:35.668	45	2:06.136	+1.973	18:22:22.921	31	2:08.723	+2.969	17:50:08.440
61	2:15.002	+7.679	18:56:50.670	46	2:06.625	+2.462	18:24:29.546	32	2:12.402	+6.648	17:52:20.842
62	2:17.278	+9.955	18:59:07.948	47	2:07.273	+3.110	18:26:36.819	33	2:10.831	+5.077	17:54:31.673
63	2:14.901	+7.578	19:01:22.849	48	2:13.262	+9.099	18:28:50.081	34	2:08.644	+2.890	17:56:40.317
64	2:14.528	+7.205	19:03:37.377	p49	3:43.259	+1:39.096	18:32:33.340	35	2:08.413	+2.659	17:58:48.730
(89) VAN DEN HAUTE Vincent BERTRAND Luc				50	2:16.800	+12.637	18:34:50.140	36	2:09.452	+3.698	18:00:58.182
1			16:01:53.979	51	2:12.213	+8.050	18:37:02.353	37	2:09.055	+3.301	18:03:07.237
2	2:12.362	+8.199	16:04:06.341	52	2:09.669	+5.506	18:39:12.022	38	2:08.878	+3.124	18:05:16.115
3	2:11.144	+6.981	16:06:17.485	53	2:05.983	+1.820	18:41:18.005	39	2:08.234	+2.480	18:07:24.349
4	2:07.692	+3.529	16:08:25.177	54	2:09.486	+5.323	18:43:27.491	40	2:09.253	+3.499	18:09:33.602
5	2:08.931	+4.768	16:10:34.108	55	2:05.691	+1.528	18:45:33.182	41	2:08.256	+2.502	18:11:41.858
6	2:08.616	+4.453	16:12:42.724	56	2:07.149	+2.986	18:47:40.331	42	2:11.152	+5.398	18:13:53.010
7	2:10.080	+5.917	16:14:52.804	57	2:04.728	+0.565	18:49:45.059	p43	2:21.810	+16.056	18:16:14.820
8	2:09.460	+5.297	16:17:02.264	58	2:06.063	+1.900	18:51:51.122	44	3:15.645	+1:09.891	18:19:30.465
9	2:10.715	+6.552	16:19:12.979	59	2:07.573	+3.410	18:53:58.695	45	2:21.060	+15.306	18:21:51.525
10	2:10.119	+5.956	16:21:23.098	60	2:07.710	+3.547	18:56:06.405	46	2:22.246	+16.492	18:24:13.771
11	2:09.642	+5.479	16:23:32.740	61	2:12.687	+8.524	18:58:19.092	47	2:19.963	+14.209	18:26:33.734
12	2:09.241	+5.078	16:25:41.981	62	2:11.603	+7.440	19:00:30.695	48	2:20.237	+14.483	18:28:53.971
13	2:04.163		16:27:46.144	63	2:13.675	+9.512	19:02:44.370	49	2:21.803	+16.049	18:31:15.774
14	40:31.258	38:27.095	17:08:17.402	(77) LAMBEIN Pascal RICCI Italo				50	2:19.859	+14.105	18:33:35.633
15	2:14.514	+10.351	17:10:31.916	1			16:01:53.026	51	2:21.233	+15.479	18:35:56.866
16	2:10.552	+6.389	17:12:42.468	2	2:12.190	+6.436	16:04:05.216	52	2:17.140	+11.386	18:38:14.006
17	2:10.712	+6.549	17:14:53.180	3	2:12.778	+7.024	16:06:17.994	53	2:15.042	+9.288	18:40:29.048
18	2:12.378	+8.215	17:17:05.558	4	2:10.548	+4.794	16:08:28.542	p54	2:33.833	+28.079	18:43:02.881
19	2:11.744	+7.581	17:19:17.302	5	2:10.395	+4.641	16:10:38.937	55	2:46.641	+40.887	18:45:49.522
20	2:09.974	+5.811	17:21:27.276	6	2:09.397	+3.643	16:12:48.334	56	2:08.114	+2.360	18:47:57.636
21	2:11.162	+6.999	17:23:38.438	7	2:09.920	+4.166	16:14:58.254	57	2:07.569	+1.815	18:50:05.205
22	2:10.856	+6.693	17:25:49.294	8	2:10.696	+4.942	16:17:08.950	58	2:08.583	+2.829	18:52:13.788
23	2:11.503	+7.340	17:28:00.797	9	2:09.015	+3.261	16:19:17.965	59	2:09.198	+3.444	18:54:22.986
24	2:10.115	+5.952	17:30:10.912	10	2:08.787	+3.033	16:21:26.752	60	2:12.001	+6.247	18:56:34.987
p25	6:26.709	+4:22.546	17:36:37.621	11	2:08.374	+2.620	16:23:35.126	61	2:10.854	+5.100	18:58:45.841
26	4:04.998	+2:00.835	17:40:42.619	12	2:06.938	+1.184	16:25:42.064	62	2:10.024	+4.270	19:00:55.865
27	2:09.196	+5.033	17:42:51.815	13	2:05.754		16:27:47.818	63	2:10.505	+4.751	19:03:06.370
28	2:09.540	+5.377	17:45:01.355	p14	40:44.713	38:38.959	17:08:32.531	(121) LACOMBLE Stéphanie AVENGAZAR Johan Rudy			
29	2:08.095	+3.932	17:47:09.450	15	3:24.180	+1:18.426	17:11:56.711	1			16:01:45.573
30	2:07.897	+3.734	17:49:17.347	16	2:20.752	+14.998	17:14:17.463	2	2:06.830	+3.582	16:03:52.403
31	2:09.015	+4.852	17:51:26.362	17	2:21.227	+15.473	17:16:38.690	3	2:07.139	+3.891	16:05:59.542
32	2:10.033	+5.870	17:53:36.395	18	2:20.719	+14.965	17:18:59.409	4	2:06.558	+3.310	16:08:06.100
33	2:08.407	+4.244	17:55:44.802	19	2:20.811	+15.057	17:21:20.220	5	2:05.783	+2.535	16:10:11.883
34	2:09.131	+4.968	17:57:53.933	20	2:20.007	+14.253	17:23:40.227	6	2:07.571	+4.323	16:12:19.454
35	2:08.113	+3.950	18:00:02.046	21	2:22.565	+16.811	17:26:02.792	7	2:06.258	+3.010	16:14:25.712
36	2:07.773	+3.610	18:02:09.819	22	2:18.690	+12.936	17:28:21.482	8	2:07.671	+4.423	16:16:33.383

Chief of Timing & Scoring

Orbits

Race Director

www.mylaps.com

Licensed to: Races Information Services SPRL



4 EVO YOUNG TROPHY *** 13 & 14 JUNE 2026

4EVO YOUNG TROPHY CHIMAY


Endurance

Chimay 1,800 km

Race

13-06-26 16:00

Race (3:00:00 Time) started at 15:59:27



Lap	Lap Tm	Diff	Time of Day	Lap	Lap Tm	Diff	Time of Day	Lap	Lap Tm	Diff	Time of Day
9	2:05.421	+2.173	16:18:38.804	60	2:03.530	+0.282	18:57:09.433	46	2:05.866	+3.033	18:24:24.298
10	2:05.274	+2.026	16:20:44.078	61	2:04.623	+1.375	18:59:14.056	47	2:04.238	+1.405	18:26:28.536
11	2:07.102	+3.854	16:22:51.180	62	2:05.345	+2.097	19:01:19.401	48	2:07.673	+4.840	18:28:36.209
12	2:07.415	+4.167	16:24:58.595	63	2:06.465	+3.217	19:03:25.866	p49	2:22.062	+19.229	18:30:58.271
13	2:05.978	+2.730	16:27:04.573	(4) BOYER Florian ROL Pascal				50	4:57.018	+2:54.185	18:35:55.289
14	41:08.502	39:05.254	17:08:13.075	p1			16:02:17.309	51	2:16.477	+13.644	18:38:11.766
p15	2:25.919	+22.671	17:10:38.994	2	2:54.172	+51.339	16:05:11.481	52	2:14.751	+11.918	18:40:26.517
16	5:00.193	+2:56.945	17:15:39.187	3	2:19.304	+16.471	16:07:30.785	53	2:14.455	+11.622	18:42:40.972
17	2:13.033	+9.785	17:17:52.220	4	2:16.933	+14.100	16:09:47.718	54	2:12.180	+9.347	18:44:53.152
18	2:10.167	+6.919	17:20:02.387	5	2:16.609	+13.776	16:12:04.327	55	2:12.973	+10.140	18:47:06.125
19	2:13.184	+9.936	17:22:15.571	6	2:16.850	+14.017	16:14:21.177	56	2:12.790	+9.957	18:49:18.915
p20	2:25.214	+21.966	17:24:40.785	7	2:16.682	+13.849	16:16:37.859	57	2:13.221	+10.388	18:51:32.136
21	5:37.529	+3:34.281	17:30:18.314	8	2:14.918	+12.085	16:18:52.777	58	2:16.299	+13.466	18:53:48.435
22	2:05.182	+1.934	17:32:23.496	9	2:14.131	+11.298	16:21:06.908	59	2:17.776	+14.943	18:56:06.211
23	2:05.593	+2.345	17:34:29.089	10	2:15.311	+12.478	16:23:22.219	60	2:16.841	+14.008	18:58:23.052
24	2:07.582	+4.334	17:36:36.671	11	2:18.041	+15.208	16:25:40.260	61	2:15.926	+13.093	19:00:38.978
25	2:05.280	+2.032	17:38:41.951	12	2:17.054	+14.221	16:27:57.314	62	2:19.669	+16.836	19:02:58.647
26	2:08.366	+5.118	17:40:50.317	13	40:26.106	38:23.273	17:08:23.420	(5) JOURET VINCENT DISMAN Stephanema			
27	2:06.835	+3.587	17:42:57.152	14	2:11.595	+8.762	17:10:35.015	1			16:01:43.337
28	2:10.516	+7.268	17:45:07.668	15	2:09.639	+6.806	17:12:44.654	2	2:03.667	+3.099	16:03:47.004
p29	2:18.481	+15.233	17:47:26.149	16	2:10.293	+7.460	17:14:54.947	3	2:06.519	+5.951	16:05:53.523
30	4:05.514	+2:02.266	17:51:31.663	17	2:10.740	+7.907	17:17:05.687	4	2:06.293	+5.725	16:07:59.816
31	2:07.666	+4.418	17:53:39.329	18	2:11.726	+8.893	17:19:17.413	5	2:05.177	+4.609	16:10:04.993
32	2:07.504	+4.256	17:55:46.833	19	2:06.062	+3.229	17:21:23.475	6	2:05.906	+5.338	16:12:10.899
33	2:07.266	+4.018	17:57:54.099	20	2:08.089	+5.256	17:23:31.564	7	2:06.426	+5.858	16:14:17.325
34	2:08.269	+5.021	18:00:02.368	21	2:06.807	+3.974	17:25:38.371	8	2:03.690	+3.122	16:16:21.015
35	2:05.440	+2.192	18:02:07.808	22	2:04.373	+1.540	17:27:42.744	9	2:02.511	+1.943	16:18:23.526
36	2:06.111	+2.863	18:04:13.919	23	2:03.602	+0.769	17:29:46.346	10	2:03.701	+3.133	16:20:27.227
37	2:06.798	+3.550	18:06:20.717	p24	2:21.889	+19.056	17:32:08.235	11	47:59.734	45:59.166	17:08:26.961
38	2:07.871	+4.623	18:08:28.588	25	5:32.966	+3:30.133	17:37:41.201	12	2:11.198	+10.630	17:10:38.159
39	2:05.515	+2.267	18:10:34.103	26	2:14.277	+11.444	17:39:55.478	13	2:10.734	+10.166	17:12:48.893
40	2:09.320	+6.072	18:12:43.423	27	2:14.715	+11.882	17:42:10.193	14	2:05.137	+4.569	17:14:54.030
41	2:07.346	+4.098	18:14:50.769	28	2:14.067	+11.234	17:44:24.260	15	2:04.581	+4.013	17:16:58.611
42	2:06.686	+3.438	18:16:57.455	29	2:14.807	+11.974	17:46:39.067	16	2:02.787	+2.219	17:19:01.398
43	2:06.317	+3.069	18:19:03.772	30	2:15.632	+12.799	17:48:54.699	17	2:04.762	+4.194	17:21:06.160
p44	2:18.596	+15.348	18:21:22.368	31	2:15.860	+13.027	17:51:10.559	18	2:04.233	+3.665	17:23:10.393
45	4:22.365	+2:19.117	18:25:44.733	32	2:12.033	+9.200	17:53:22.592	19	2:03.808	+3.240	17:25:14.201
46	2:06.091	+2.843	18:27:50.824	33	2:11.656	+8.823	17:55:34.248	20	2:02.397	+1.829	17:27:16.598
47	2:08.982	+5.734	18:29:59.806	34	2:10.045	+7.212	17:57:44.293	21	2:03.560	+2.992	17:29:20.158
48	2:07.546	+4.298	18:32:07.352	35	2:09.801	+6.968	17:59:54.094	22	2:02.259	+1.691	17:31:22.417
49	2:06.296	+3.048	18:34:13.648	p36	2:33.323	+30.490	18:02:27.417	23	2:03.502	+2.934	17:33:25.919
50	2:07.356	+4.108	18:36:21.004	37	3:01.230	+58.397	18:05:28.647	24	2:02.983	+2.415	17:35:28.902
51	2:04.423	+1.175	18:38:25.427	38	2:06.652	+3.819	18:07:35.299	25	2:04.054	+3.486	17:37:32.956
52	2:05.166	+1.918	18:40:30.593	39	2:04.582	+1.749	18:09:39.881	26	2:02.724	+2.156	17:39:35.680
53	2:05.847	+2.599	18:42:36.440	40	2:05.429	+2.596	18:11:45.310	27	2:03.007	+2.439	17:41:38.687
54	2:08.033	+4.785	18:44:44.473	41	2:06.196	+3.363	18:13:51.506	p28	7:25.187	+5:24.619	17:49:03.874
55	2:03.530	+0.282	18:46:48.003	42	2:08.201	+5.368	18:15:59.707	p29	4:27.423	+2:26.855	17:53:31.297
56	2:03.248		18:48:51.251	43	2:09.951	+7.118	18:18:09.658	30	2:24.414	+23.846	17:55:55.711
57	2:03.926	+0.678	18:50:55.177	44	2:05.941	+3.108	18:20:15.599	31	2:07.438	+6.870	17:58:03.149
58	2:04.874	+1.626	18:53:00.051	45	2:02.833		18:22:18.432	32	2:05.087	+4.519	18:00:08.236
59	2:05.852	+2.604	18:55:05.903								

Chief of Timing & Scoring

Orbits

Race Director

www.mylaps.com

Licensed to: Races Information Services SPRL



4 EVO YOUNG TROPHY *** 13 & 14 JUNE 2026

4EVO YOUNG TROPHY CHIMAY

Endurance

Chimay 1,800 km

Race

13-06-26 16:00

Race (3:00:00 Time) started at 15:59:27

Lap	Lap Tm	Diff	Time of Day	Lap	Lap Tm	Diff	Time of Day	Lap	Lap Tm	Diff	Time of Day
33	2:03.350	+2.782	18:02:11.586	23	2:43.017	+38.730	17:35:31.677	15	8:51.160	+6:51.671	17:32:13.579
34	2:05.572	+5.004	18:04:17.158	p24	7:38.947	+5:34.660	17:43:10.624	16	2:11.355	+11.866	17:34:24.934
35	2:03.348	+2.780	18:06:20.506	25	2:23.930	+19.643	17:45:34.554	17	2:07.220	+7.731	17:36:32.154
36	2:04.630	+4.062	18:08:25.136	26	2:08.708	+4.421	17:47:43.262	p18	2:26.039	+26.550	17:38:58.193
37	2:03.970	+3.402	18:10:29.106	27	2:08.171	+3.884	17:49:51.433	19	6:43.451	+4:43.962	17:45:41.644
38	2:05.071	+4.503	18:12:34.177	28	2:08.430	+4.143	17:51:59.863	20	2:03.800	+4.311	17:47:45.444
39	2:04.368	+3.800	18:14:38.545	29	2:09.832	+5.545	17:54:09.695	21	2:02.661	+3.172	17:49:48.105
40	2:05.615	+5.047	18:16:44.160	30	2:07.910	+3.623	17:56:17.605	22	2:13.412	+13.923	17:52:01.517
41	2:04.618	+4.050	18:18:48.778	31	2:08.514	+4.227	17:58:26.119	23	2:08.272	+8.783	17:54:09.789
p42	4:04.674	+2:04.106	18:22:53.452	32	2:08.357	+4.070	18:00:34.476	24	2:01.653	+2.164	17:56:11.442
43	2:19.745	+19.177	18:25:13.197	33	2:10.536	+6.249	18:02:45.012	25	2:12.222	+12.733	17:58:23.664
44	2:02.936	+2.368	18:27:16.133	34	2:07.666	+3.379	18:04:52.678	26	2:02.975	+3.486	18:00:26.639
45	2:01.223	+0.655	18:29:17.356	35	2:07.653	+3.366	18:07:00.331	27	2:01.733	+2.244	18:02:28.372
46	2:00.568		18:31:17.924	36	2:07.804	+3.517	18:09:08.135	28	2:02.171	+2.682	18:04:30.543
47	2:01.162	+0.594	18:33:19.086	37	2:08.619	+4.332	18:11:16.754	29	2:01.771	+2.282	18:06:32.314
48	2:02.912	+2.344	18:35:21.998	p38	4:09.121	+2:04.834	18:15:25.875	30	2:03.141	+3.652	18:08:35.455
49	2:03.735	+3.167	18:37:25.733	39	2:47.195	+42.908	18:18:13.070	31	1:59.489		18:10:34.944
50	2:02.090	+1.522	18:39:27.823	40	2:22.475	+18.188	18:20:35.545	p32	2:09.346	+9.857	18:12:44.290
51	2:02.769	+2.201	18:41:30.592	41	2:23.139	+18.852	18:22:58.684	33	3:10.692	+1:11.203	18:15:54.982
52	2:00.874	+0.306	18:43:31.466	42	2:20.890	+16.603	18:25:19.574	34	2:11.170	+11.681	18:18:06.152
53	2:11.478	+10.910	18:45:42.944	43	2:19.386	+15.099	18:27:38.960	35	2:09.101	+9.612	18:20:15.253
54	2:14.673	+14.105	18:47:57.617	44	2:21.794	+17.507	18:30:00.754	36	2:08.784	+9.295	18:22:24.037
55	2:23.497	+22.929	18:50:21.114	45	2:21.905	+17.618	18:32:22.659	p37	2:42.764	+43.275	18:25:06.801
56	4:18.205	+2:17.637	18:54:39.319	46	2:22.325	+18.038	18:34:44.984	38	3:53.076	+1:53.587	18:28:59.877
57	2:06.411	+5.843	18:56:45.730	47	2:20.738	+16.451	18:37:05.722	39	2:12.887	+13.398	18:31:12.764
58	2:21.262	+20.694	18:59:06.992	48	2:21.185	+16.898	18:39:26.907	40	2:06.185	+6.696	18:33:18.949
59	2:34.817	+34.249	19:01:41.809	49	2:21.113	+16.826	18:41:48.020	41	2:06.373	+6.884	18:35:25.322
(127) SCHELLIER Stephane LEJEUNE Renaud				p50	4:06.492	+2:02.205	18:45:54.512	42	2:07.093	+7.604	18:37:32.415
1			16:01:48.329	51	2:21.931	+17.644	18:48:16.443	p43	2:49.638	+50.149	18:40:22.053
2	2:08.931	+4.644	16:03:57.260	52	2:07.560	+3.273	18:50:24.003	44	3:01.866	+1:02.377	18:43:23.919
3	2:07.846	+3.559	16:06:05.106	53	2:08.311	+4.024	18:52:32.314	45	2:12.478	+12.989	18:45:36.397
4	2:07.077	+2.790	16:08:12.183	p54	2:52.540	+48.253	18:55:24.854	46	2:02.153	+2.664	18:47:38.550
5	2:06.031	+1.744	16:10:18.214	55	2:36.736	+32.449	18:58:01.590	47	2:01.310	+1.821	18:49:39.860
6	2:06.415	+2.128	16:12:24.629	56	2:21.040	+16.753	19:00:22.630	48	2:00.628	+1.139	18:51:40.488
7	2:05.975	+1.688	16:14:30.604	57	2:45.320	+41.033	19:03:07.950	49	2:01.644	+2.155	18:53:42.132
8	2:05.960	+1.673	16:16:36.564	(280) BOULANGER Christophe DARDENNE Sylvain				50	2:00.758	+1.269	18:55:42.890
9	2:06.266	+1.979	16:18:42.830	1			16:01:41.327	51	2:01.525	+2.036	18:57:44.415
10	2:07.422	+3.135	16:20:50.252	2	2:01.160	+1.671	16:03:42.487	52	2:01.427	+1.938	18:59:45.842
11	2:11.140	+6.853	16:23:01.392	3	2:04.333	+4.844	16:05:46.820	53	2:01.262	+1.773	19:01:47.104
12	2:11.989	+7.702	16:25:13.381	4	1:59.892	+0.403	16:07:46.712	(73) LEVASSEUR FLORIAN RIPALTAU Manu			
13	2:04.287		16:27:17.668	5	2:02.308	+2.819	16:09:49.020	1			16:01:33.001
p14	42:53.925	40:49.638	17:10:11.593	6	2:11.977	+12.488	16:12:00.997	2	1:56.731	+2.874	16:03:29.732
15	2:46.650	+42.363	17:12:58.243	7	2:07.856	+8.367	16:14:08.853	3	1:55.658	+1.801	16:05:25.390
16	2:27.218	+22.931	17:15:25.461	p8	2:18.950	+19.461	16:16:27.803	4	1:57.430	+3.573	16:07:22.820
17	2:26.302	+22.015	17:17:51.763	9	3:14.485	+1:14.996	16:19:42.288	5	1:56.067	+2.210	16:09:18.887
18	2:26.601	+22.314	17:20:18.364	10	2:07.257	+7.768	16:21:49.545	6	1:56.794	+2.937	16:11:15.681
19	2:49.786	+45.499	17:23:08.150	p11	2:18.331	+18.842	16:24:07.876	7	1:56.780	+2.923	16:13:12.461
p20	4:30.009	+2:25.722	17:27:38.159	12	44:18.524	42:19.035	17:08:26.400	8	1:55.670	+1.813	16:15:08.131
21	2:45.653	+41.366	17:30:23.812	p13	2:31.814	+32.325	17:10:58.214	9	1:57.443	+3.586	16:17:05.574
22	2:24.848	+20.561	17:32:48.660	p14	12:24.205	10:24.716	17:23:22.419	10	1:58.368	+4.511	16:19:03.942

Chief of Timing & Scoring

Orbits

Race Director

www.mylaps.com

Licensed to: Races Information Services SPRL



4 EVO YOUNG TROPHY *** 13 & 14 JUNE 2026

4EVO YOUNG TROPHY CHIMAY

Endurance

Chimay 1,800 km

Race

13-06-26 16:00

Race (3:00:00 Time) started at 15:59:27

Lap	Lap Tm	Diff	Time of Day	Lap	Lap Tm	Diff	Time of Day	Lap	Lap Tm	Diff	Time of Day
11	1:54.745	+0.888	16:20:58.687	18	2:08.870	+6.693	17:14:38.492	26	2:11.445	+2.549	18:26:12.528
12	1:57.763	+3.906	16:22:56.450	19	2:10.550	+8.373	17:16:49.042	27	2:11.905	+3.009	18:28:24.433
13	1:56.665	+2.808	16:24:53.115	20	2:10.612	+8.435	17:18:59.654	28	2:11.857	+2.961	18:30:36.290
14	1:55.925	+2.068	16:26:49.040	21	2:08.156	+5.979	17:21:07.810	29	2:12.198	+3.302	18:32:48.488
15	1:53.857		16:28:42.897	22	2:08.617	+6.440	17:23:16.427	30	2:09.131	+0.235	18:34:57.619
16	39:23.865	37:30.008	17:08:06.762	23	2:10.084	+7.907	17:25:26.511	31	2:09.521	+0.625	18:37:07.140
17	1:56.845	+2.988	17:10:03.607	24	2:07.885	+5.708	17:27:34.396	32	2:11.524	+2.628	18:39:18.664
p18	2:12.054	+18.197	17:12:15.661	25	2:07.412	+5.235	17:29:41.808	p33	2:23.044	+14.148	18:41:41.708
19	2:36.078	+42.221	17:14:51.739	26	2:05.435	+3.258	17:31:47.243				
20	1:57.806	+3.949	17:16:49.545	27	2:05.665	+3.488	17:33:52.908	(55) BAUWENS SYLVIAN CHERET Carl			
21	1:58.644	+4.787	17:18:48.189	28	2:07.857	+5.680	17:36:00.765	1			16:01:39.801
22	1:58.332	+4.475	17:20:46.521	29	2:05.496	+3.319	17:38:06.261	2	2:01.876	+2.721	16:03:41.677
23	1:56.956	+3.099	17:22:43.477	p30	2:18.998	+16.821	17:40:25.259	3	2:03.683	+4.528	16:05:45.360
24	1:56.914	+3.057	17:24:40.391	31	3:24.598	+1:22.421	17:43:49.857	4	2:02.753	+3.598	16:07:48.113
25	1:57.306	+3.449	17:26:37.697	32	2:04.372	+2.195	17:45:54.229	5	2:01.527	+2.372	16:09:49.640
26	1:57.092	+3.235	17:28:34.789	33	2:04.999	+2.822	17:47:59.228	6	2:02.030	+2.875	16:11:51.670
27	1:57.531	+3.674	17:30:32.320	34	2:06.930	+4.753	17:50:06.158	7	2:01.754	+2.599	16:13:53.424
28	2:00.007	+6.150	17:32:32.327	35	2:04.796	+2.619	17:52:10.954	8	2:00.835	+1.680	16:15:54.259
29	1:57.498	+3.641	17:34:29.825	36	2:02.782	+0.605	17:54:13.736	9	2:02.027	+2.872	16:17:56.286
30	1:58.062	+4.205	17:36:27.887	37	2:07.735	+5.558	17:56:21.471	10	2:00.017	+0.862	16:19:56.303
31	1:58.551	+4.694	17:38:26.438	38	2:05.383	+3.206	17:58:26.854	11	2:01.011	+1.856	16:21:57.314
32	1:57.273	+3.416	17:40:23.711	39	2:07.301	+5.124	18:00:34.155	12	2:01.059	+1.904	16:23:58.373
33	1:57.770	+3.913	17:42:21.481	p40	4:22.037	+2:19.860	18:04:56.192	13	2:01.649	+2.494	16:26:00.022
34	1:57.109	+3.252	17:44:18.590	41	57:12.661	55:10.484	19:02:08.853	14	1:59.155		16:27:59.177
35	1:57.744	+3.887	17:46:16.334	(80) VANDRIESSCHE Alain KALMER Andreas				15	40:12.746	38:13.591	17:08:11.923
p36	2:07.807	+13.950	17:48:24.141	1			16:01:56.117	16	2:04.081	+4.926	17:10:16.004
37	2:29.603	+35.746	17:50:53.744	2	2:11.553	+2.657	16:04:07.670	17	2:02.904	+3.749	17:12:18.908
38	1:55.894	+2.037	17:52:49.638	3	2:11.806	+2.910	16:06:19.476	18	2:03.690	+4.535	17:14:22.598
39	1:55.523	+1.666	17:54:45.161	4	2:12.360	+3.464	16:08:31.836	p19	16:18.626	14:19.471	17:30:41.224
40	1:55.481	+1.624	17:56:40.642	5	2:09.335	+0.439	16:10:41.171	20	2:26.812	+27.657	17:33:08.036
41	1:56.372	+2.515	17:58:37.014	6	2:08.926	+0.030	16:12:50.097	p21	7:31.218	+5:32.063	17:40:39.254
p42	2:44.110	+50.253	18:01:21.124	7	2:09.964	+1.068	16:15:00.061	(54) PHILIPPE Robert SIROP Jean Michel			
(115) MOUJMOND DAVE ANGELIQUE Andre				8	2:09.944	+1.048	16:17:10.005	1			16:02:02.345
1			16:01:46.772	9	2:09.349	+0.453	16:19:19.354	2	2:17.060	+4.439	16:04:19.405
2	2:05.904	+3.727	16:03:52.676	10	2:09.355	+0.459	16:21:28.709	3	2:18.367	+5.746	16:06:37.772
3	2:07.091	+4.914	16:05:59.767	11	2:08.896		16:23:37.605	4	2:18.032	+5.411	16:08:55.804
4	2:07.215	+5.038	16:08:06.982	12	2:09.111	+0.215	16:25:46.716	5	2:16.727	+4.106	16:11:12.531
5	2:05.874	+3.697	16:10:12.856	13	2:10.543	+1.647	16:27:57.259	6	2:16.799	+4.178	16:13:29.330
6	2:04.821	+2.644	16:12:17.677	14	40:22.355	38:13.459	17:08:19.614	7	2:14.702	+2.081	16:15:44.032
7	2:04.564	+2.387	16:14:22.241	15	2:14.445	+5.549	17:10:34.059	8	2:14.035	+1.414	16:17:58.067
8	2:03.586	+1.409	16:16:25.827	16	2:10.049	+1.153	17:12:44.108	9	2:12.621		16:20:10.688
9	2:04.223	+2.046	16:18:30.050	p17	2:24.185	+15.289	17:15:08.293	10	2:15.460	+2.839	16:22:26.148
10	2:02.676	+0.499	16:20:32.726	18	3:24.074	+1:15.178	17:18:32.367	(90) LAFINEUR Jimmy BACHELLERIE Cedrid			
11	2:07.358	+5.181	16:22:40.084	19	2:15.121	+6.225	17:20:47.488	1			16:01:38.334
12	2:06.486	+4.309	16:24:46.570	20	2:13.408	+4.512	17:23:00.896	2	1:57.928	+0.015	16:03:36.262
13	2:03.420	+1.243	16:26:49.990	21	52:13.199	50:04.303	18:15:14.095	3	1:58.224	+0.311	16:05:34.486
14	2:02.177		16:28:52.167	22	2:11.595	+2.699	18:17:25.690	4	1:57.913		16:07:32.399
15	39:20.255	37:18.078	17:08:12.422	23	2:10.921	+2.025	18:19:36.611	5	2:18.758	+20.845	16:09:51.157
16	2:07.781	+5.604	17:10:20.203	24	2:12.013	+3.117	18:21:48.624	p6	5:39.201	+3:41.288	16:15:30.358
17	2:09.419	+7.242	17:12:29.622	25	2:12.459	+3.563	18:24:01.083				

Chief of Timing & Scoring

Orbits

Race Director

www.mylaps.com

Licensed to: Races Information Services SPRL



4 EVO YOUNG TROPHY *** 13 & 14 JUNE 2026

4EVO YOUNG TROPHY CHIMAY


Endurance

Chimay 1,800 km

Race

13-06-26 16:00

Race (3:00:00 Time) started at 15:59:27



Lap	Lap Tm	Diff	Time of Day	Lap	Lap Tm	Diff	Time of Day	Lap	Lap Tm	Diff	Time of Day
(13) DEMALSY Stephane LESCEUX Jonathan											
1			16:01:33.136								
2	1:56.693		16:03:29.829								
3	2:18.422	+21.729	16:05:48.251								
4	2:02.358	+5.665	16:07:50.609								

Chief of Timing & Scoring

Orbits

Race Director

www.mylaps.com

Licensed to: Races Information Services SPRL