

# OM Racing


OM Racing TrackDays

METTET 2,280 km

Session 2

24-04-26 14:00

Practice started at 14:02:48



Lap	Lap Tm	Diff	Time of Day	Lap	Lap Tm	Diff	Time of Day	Lap	Lap Tm	Diff	Time of Day
<b>(111) LOPEZ Miguel</b>				19	1:12.258	+2.090	16:06:38.527	26	1:14.071	+1.934	17:23:14.408
1	1:15.614	+5.929	14:44:50.740	20	1:11.196	+1.028	16:07:49.723	27	1:13.542	+1.405	17:24:27.950
2	1:15.856	+6.171	14:46:06.596	21	1:11.155	+0.987	16:09:00.878	28	1:14.121	+1.984	17:25:42.071
3	1:12.909	+3.224	14:47:19.505	22	1:10.622	+0.454	16:10:11.500	29	1:15.173	+3.036	17:26:57.244
4	1:13.068	+3.383	14:48:32.573	23	1:11.376	+1.208	16:11:22.876	30	1:13.074	+0.937	17:28:10.318
5	1:13.960	+4.275	14:49:46.533	24	1:11.555	+1.387	16:12:34.431	31	1:13.980	+1.843	17:29:24.298
6	1:12.20.533	11:10.848	16:02:07.066	25	1:10.980	+0.812	16:13:45.411	32	1:14.320	+2.183	17:30:38.618
7	1:12.387	+2.702	16:03:19.453	26	1:11.133	+0.965	16:14:56.544	33	1:12.861	+0.724	17:31:51.479
8	1:12.476	+2.791	16:04:31.929	27	1:10.347	+0.179	16:16:06.891	34	1:13.472	+1.335	17:33:04.951
9	1:11.436	+1.751	16:05:43.365	28	1:13.138	+2.970	16:17:20.029	35	1:12.533	+0.396	17:34:17.484
10	1:11.276	+1.591	16:06:54.641	29	1:05.08.803	13:58.635	17:22:28.832	36	1:12.329	+0.192	17:35:29.813
11	1:10.559	+0.874	16:08:05.200	30	1:11.737	+1.569	17:23:40.569	37	1:12.378	+0.241	17:36:42.191
12	1:10.353	+0.668	16:09:15.553	31	1:13.333	+3.165	17:24:53.902	38	1:12.595	+0.458	17:37:54.786
13	<b>1:09.685</b>		16:10:25.238	32	1:10.869	+0.701	17:26:04.771	<b>(103) BORGHORMS Remy</b>			
14	1:10.258	+0.573	16:11:35.496	33	1:11.069	+0.901	17:27:15.840	1	1:16.699	+4.169	14:43:31.942
15	1:11.28.415	10:18.730	17:23:03.911	34	<b>1:10.168</b>		17:28:26.008	2	1:14.476	+1.946	14:44:46.418
16	1:11.121	+1.436	17:24:15.032	35	1:10.766	+0.598	17:29:36.774	3	1:13.404	+0.874	14:45:59.822
17	1:10.301	+0.616	17:25:25.333	36	1:11.635	+1.467	17:30:48.409	4	1:14.968	+2.438	14:47:14.790
18	1:10.315	+0.630	17:26:35.648	37	1:11.105	+0.937	17:31:59.514	5	1:15.057	+2.527	14:48:29.847
19	1:09.984	+0.299	17:27:45.632	38	1:11.199	+1.031	17:33:10.713	6	1:15.484	+2.954	14:49:45.331
20	1:11.052	+1.367	17:28:56.684	<b>(118) PIRSON Simon</b>				7	1:11:57.381	0:44.851	16:01:42.712
21	1:09.985	+0.300	17:30:06.669	1	1:12.716	+1.573	14:42:24.547	8	1:15.013	+2.483	16:02:57.725
22	1:10.375	+0.690	17:31:17.044	2	1:13.416	+2.273	14:43:37.963	9	1:14.128	+1.598	16:04:11.853
23	1:10.402	+0.717	17:32:27.446	3	1:12.475	+1.332	14:44:50.438	10	1:13.680	+1.150	16:05:25.533
<b>(138) Quentin</b>				4	1:12.337	+1.194	14:46:02.775	11	1:13.005	+0.475	16:06:38.538
1	1:15.227	+5.280	14:23:34.161	5	1:12.655	+1.512	14:47:15.430	12	1:14.661	+2.131	16:07:53.199
2	3:17.210	+2:07.263	14:26:51.371	6	1:13.432	+2.289	14:48:28.862	13	1:14.061	+1.531	16:09:07.260
3	1:13.173	+3.226	14:28:04.544	7	1:11.998	+0.855	14:49:40.860	14	3:11.194	+1:58.664	16:12:18.454
4	1:12.504	+2.557	14:29:17.048	8	1:15.551	+4.408	14:50:56.411	15	1:09:14.624	18:02.094	17:21:33.078
5	14:17.205	13:07.258	14:43:34.253	9	1:12.811	+1.668	14:52:09.222	16	1:13.729	+1.199	17:22:46.807
6	1:12.700	+2.753	14:44:46.953	10	1:13.148	+2.005	14:53:22.370	17	1:12.995	+0.465	17:23:59.802
7	1:10.993	+1.046	14:45:57.946	11	1:13.119	+1.976	14:54:35.489	18	1:13.228	+0.698	17:25:13.030
8	1:12.321	+2.374	14:47:10.267	12	1:13.495	+2.352	14:55:48.984	19	1:15.985	+3.455	17:26:29.015
9	1:11.212	+1.265	14:48:21.479	13	1:05:42.981	14:31.838	16:01:31.965	20	1:14.111	+1.581	17:27:43.126
10	1:10.461	+0.514	14:49:31.940	14	1:11.573	+0.430	16:02:43.538	21	<b>1:12.530</b>		17:28:55.656
11	3:26.212	+2:16.265	14:52:58.152	15	<b>1:11.143</b>		16:03:54.681	22	3:01.395	+1:48.865	17:31:57.051
12	1:10.956	+1.009	14:54:09.108	16	1:11.166	+0.023	16:05:05.847	<b>(113) JCH</b>			
13	1:10.279	+0.332	14:55:19.387	17	1:11.284	+0.141	16:06:17.131	1	1:13.782	+1.220	16:04:17.604
14	<b>1:09.947</b>		14:56:29.334	<b>(102) BOONE Alex</b>				2	<b>1:12.562</b>		16:05:30.166
15	1:10.198	+0.251	14:57:39.532	1	1:16.070	+3.933	14:44:09.232	3	1:13.135	+0.573	16:06:43.301
16	2:03.38.311	12:28.364	17:01:17.843	2	1:14.627	+2.490	14:45:23.859	4	1:13.313	+0.751	16:07:56.614
17	1:13.393	+3.446	17:02:31.236	3	1:13.386	+1.249	14:46:37.245	5	1:12.954	+0.392	16:09:09.568
18	1:13.415	+3.468	17:03:44.651	4	1:13.177	+1.040	14:47:50.422	6	1:12.830	+0.268	16:10:22.398
19	1:13.758	+3.811	17:04:58.409	5	1:13.252	+1.115	14:49:03.674	<b>(136) DE SAMBRE Johnny</b>			
<b>(119) JOLY Christophe</b>				6	1:12.676	+0.539	14:50:16.350	1	1:24.835	+12.220	14:14:47.154
1	1:16.152	+5.984	14:42:41.272	7	1:13.293	+1.156	14:51:29.643	2	1:23.047	+10.432	14:16:10.201
2	1:14.826	+4.658	14:43:56.098	8	1:12.761	+0.624	14:52:42.404	3	1:22.088	+9.473	14:17:32.289
3	1:11.712	+1.544	14:45:07.810	9	1:12.834	+0.697	14:53:55.238	4	4:23.818	+3:11.203	14:21:56.107
4	1:12.030	+1.862	14:46:19.840	10	1:12.643	+0.506	14:55:07.881	5	1:21.694	+9.079	14:23:17.801
5	1:11.916	+1.748	14:47:31.756	11	1:12.549	+0.412	14:56:20.430	6	1:22.947	+10.332	14:24:40.748
6	1:10.575	+0.407	14:48:42.331	12	1:12.513	+0.376	14:57:32.943	7	1:22.108	+9.493	14:26:02.856
7	1:11.686	+1.518	14:49:54.017	13	1:05:59.963	14:47.826	16:03:32.906	8	1:19.850	+7.235	14:27:22.706
8	1:13.506	+3.338	14:51:07.523	14	1:15.300	+3.163	16:04:48.206	9	1:19.745	+7.130	14:28:42.451
9	1:11.218	+1.050	14:52:18.741	15	1:14.057	+1.920	16:06:02.263	10	1:17.617	+5.002	14:30:00.068
10	1:12.739	+2.571	14:53:31.480	16	1:14.145	+2.008	16:07:16.408	11	1:17.607	+4.992	14:31:17.675
11	1:11.310	+1.142	14:54:42.790	17	1:15.347	+3.210	16:08:31.755	12	1:17.976	+5.361	14:32:35.651
12	1:11.446	+1.278	14:55:54.236	18	1:13.546	+1.409	16:09:45.301	13	1:17.180	+4.565	14:33:52.831
13	1:12.625	+2.457	14:57:06.861	19	1:13.192	+1.055	16:10:58.493	14	1:16.599	+3.984	14:35:09.430
14	1:14.938	+4.770	14:58:21.799	20	1:14.052	+1.915	16:12:12.545	15	1:16.872	+4.257	14:36:26.302
15	1:03:27.682	12:17.514	16:01:49.481	21	1:13.528	+1.391	16:13:26.073	16	1:18.387	+5.772	14:37:44.689
16	1:13.394	+3.226	16:03:02.875	22	<b>1:12.137</b>		16:14:38.210	17	55:58.377	54:45.762	15:33:43.066
17	1:11.945	+1.777	16:04:14.820	23	1:13.038	+0.901	16:15:51.248	18	1:18.005	+5.390	15:35:01.071
18	1:11.449	+1.281	16:05:26.269	24	1:12.969	+0.832	16:17:04.217	19	1:16.630	+4.015	15:36:17.701
				25	1:04:56.120	13:43.983	17:22:00.337				

Chief of Timing & Scoring

Orbits

Race Director

www.mylaps.com

Licensed to: Races Information Services SPRL



# OM Racing


OM Racing TrackDays

Session 2

Practice started at 14:02:48

METTET 2,280 km

24-04-26 14:00



Lap	Lap Tm	Diff	Time of Day
10	1:16.690	+2.672	16:07:36.602
11	1:15.985	+1.967	16:08:52.587
12	<b>1:14.018</b>		16:10:06.605
13	1:14.928	+0.910	16:11:21.533
<b>(105) CHERET Carl</b>			
1	1:18.787	+4.622	14:44:33.646
2	1:16.883	+2.718	14:45:50.529
3	1:15.777	+1.612	14:47:06.306
4	1:16.627	+2.462	14:48:22.933
5	1:16.208	+2.043	14:49:39.141
6	1:16.527	+2.362	14:50:55.668
7	1:15.486	+1.321	14:52:11.154
8	1:15.253	+1.088	14:53:26.407
9	1:14.767	+0.602	14:54:41.174
10	1:14.920	+0.755	14:55:56.094
11	1:15.164	+0.999	14:57:11.258
12	1:15.247	+1.082	14:58:26.505
13	1:03:29.434	12:15.269	16:01:55.939
14	1:18.586	+4.421	16:03:14.525
15	1:17.282	+3.117	16:04:31.807
16	1:16.251	+2.086	16:05:48.058
17	1:15.980	+1.815	16:07:04.038
18	1:16.611	+2.446	16:08:20.649
19	1:15.257	+1.092	16:09:35.906
20	1:15.572	+1.407	16:10:51.478
21	1:14.700	+0.535	16:12:06.178
22	1:15.488	+1.323	16:13:21.666
23	1:15.350	+1.185	16:14:37.016
24	1:14.827	+0.662	16:15:51.843
25	<b>1:14.165</b>		16:17:06.008
26	1:05:29.678	14:15.513	17:22:35.686
27	1:19.445	+5.280	17:23:55.131
28	1:17.182	+3.017	17:25:12.313
29	1:16.561	+2.396	17:26:28.874
30	1:15.999	+1.834	17:27:44.873
31	1:15.143	+0.978	17:29:00.016
32	1:15.084	+0.919	17:30:15.100
33	1:14.834	+0.669	17:31:29.934
34	1:14.821	+0.656	17:32:44.755
35	1:14.846	+0.681	17:33:59.601
36	1:16.068	+1.903	17:35:15.669
37	1:15.726	+1.561	17:36:31.395
38	1:15.592	+1.427	17:37:46.987
<b>(117) WALTENER Fabian</b>			
1	1:18.687	+4.422	14:43:57.472
2	1:16.348	+2.083	14:45:13.820
3	1:15.452	+1.187	14:46:29.272
4	1:15.476	+1.211	14:47:44.748
5	1:15.853	+1.588	14:49:00.601
6	1:15.303	+1.038	14:50:15.904
7	1:15.695	+1.430	14:51:31.599
8	1:14.511	+0.246	14:52:46.110
9	48:58.999	47:44.734	15:41:45.109
10	1:20.336	+6.071	15:43:05.445
11	1:16.806	+2.541	15:44:22.511
12	1:18.803	+4.538	15:45:41.054
13	1:17.722	+3.457	15:46:58.776
14	1:19.124	+4.859	15:48:17.900
15	1:18.527	+4.262	15:49:36.427
16	1:16.785	+2.520	15:50:53.212
17	1:16.522	+2.257	15:52:09.734
18	1:15.509	+1.244	15:53:25.243
19	<b>1:14.265</b>		15:54:39.508
20	1:14.875	+0.610	15:55:54.383

Lap	Lap Tm	Diff	Time of Day
21	1:16.998	+2.733	15:57:11.381
<b>(94) HELLA Loic</b>			
1	1:19.476	+4.798	14:26:30.207
2	1:17.053	+2.375	14:27:47.260
3	1:15.521	+0.843	14:29:02.781
4	1:17.303	+2.625	14:30:20.084
5	1:17.307	+2.629	14:31:37.391
6	1:16.307	+1.629	14:32:53.698
7	1:16.013	+1.335	14:34:09.711
8	1:16.494	+1.816	14:35:26.205
9	1:15.104	+0.426	14:36:41.309
10	1:15.719	+1.041	14:37:57.028
11	1:08:08.862	16:54.184	15:46:05.890
12	1:18.520	+3.842	15:47:24.410
13	1:15.871	+1.193	15:48:40.281
14	1:16.432	+1.754	15:49:56.713
15	1:15.335	+0.657	15:51:12.048
16	1:14.782	+0.104	15:52:26.830
17	1:15.395	+0.717	15:53:42.225
18	<b>1:14.678</b>		15:54:56.903
19	1:16.745	+2.067	15:56:13.648
20	1:15.342	+0.664	15:57:28.990
<b>(106) CYPERS Maxime</b>			
1	1:18.391	+3.467	14:43:33.193
2	1:16.263	+1.339	14:44:49.456
3	1:16.152	+1.228	14:46:05.608
4	1:15.743	+0.819	14:47:21.351
5	1:15.541	+0.617	14:48:36.892
6	1:15.440	+0.516	14:49:52.332
7	1:17.909	+2.985	14:51:10.241
8	<b>1:14.924</b>		14:52:25.165
9	1:15.925	+1.001	14:53:41.090
10	1:08:01.644	16:46.720	16:01:42.734
11	1:16.164	+1.240	16:02:58.898
12	1:17.631	+2.707	16:04:16.529
13	1:15.809	+0.885	16:05:32.338
14	1:15.494	+0.570	16:06:47.832
15	1:16.023	+1.099	16:08:03.855
16	1:15.543	+0.619	16:09:19.398
17	1:15.299	+0.375	16:10:34.697
18	1:15.676	+0.752	16:11:50.373
19	1:16.395	+1.471	16:13:06.768
20	1:16.113	+1.189	16:14:22.881
<b>(73) GILSON Nestor</b>			
1	1:18.420	+3.492	14:44:05.075
2	1:19.436	+4.508	14:45:24.511
3	1:17.663	+2.735	14:46:42.174
4	1:18.005	+3.077	14:48:00.179
5	1:17.471	+2.543	14:49:17.650
6	1:56.684	+41.756	14:51:14.334
7	1:10:49.610	19:34.682	16:02:03.944
8	1:18.350	+3.422	16:03:22.294
9	1:17.663	+2.735	16:04:39.957
10	1:18.212	+3.284	16:05:58.169
11	1:18.224	+3.296	16:07:16.393
12	1:18.451	+3.523	16:08:34.844
13	1:17.316	+2.388	16:09:52.160
14	1:19.815	+4.887	16:11:11.975
15	1:16.233	+1.305	16:12:28.208
16	1:16.745	+1.817	16:13:44.953
17	1:16.110	+1.182	16:15:01.063
18	1:16.754	+1.826	16:16:17.817
19	1:20.354	+5.426	16:17:38.171

Lap	Lap Tm	Diff	Time of Day
20	1:04:40.797	13:25.869	17:22:18.968
21	1:17.872	+2.944	17:23:36.840
22	1:18.546	+3.618	17:24:55.386
23	1:17.115	+2.187	17:26:12.501
24	1:16.522	+1.594	17:27:29.023
25	1:16.194	+1.266	17:28:45.217
26	1:16.100	+1.172	17:30:01.317
27	1:25.675	+10.747	17:31:26.992
28	1:15.958	+1.030	17:32:42.950
29	<b>1:14.928</b>		17:33:57.878
30	1:20.843	+5.915	17:35:18.721
31	1:15.914	+0.986	17:36:34.635
<b>(67) BAZINET Eric</b>			
1	1:16.462	+1.397	14:43:16.739
2	1:16.589	+1.524	14:44:33.328
3	<b>1:15.065</b>		14:45:48.393
<b>(89) VANONI Maxie</b>			
1	1:19.031	+3.955	14:23:15.561
2	1:18.254	+3.178	14:24:33.815
3	1:19.413	+4.337	14:25:53.228
4	1:15.975	+0.899	14:27:09.203
5	1:16.406	+1.330	14:28:25.609
6	1:15.427	+0.351	14:29:41.036
7	1:17.636	+2.560	14:30:58.672
8	1:17.672	+2.596	14:32:16.344
9	1:16.563	+1.487	14:33:32.907
10	1:20.223	+5.147	14:34:53.130
11	1:09:24.282	18:09.236	15:44:17.412
12	1:17.606	+2.500	15:45:35.018
13	1:16.907	+1.831	15:46:51.925
14	1:19.429	+4.353	15:48:11.354
15	1:15.564	+0.488	15:49:26.918
16	1:15.544	+0.468	15:50:42.462
17	1:16.288	+1.212	15:51:58.750
18	<b>1:15.076</b>		15:53:13.826
19	1:16.053	+0.977	15:54:29.879
20	1:20.887	+5.811	15:55:50.766
21	1:07:28.332	16:13.256	17:03:19.098
22	1:19.858	+4.782	17:04:38.956
23	1:17.156	+2.080	17:05:56.112
24	1:17.206	+2.130	17:07:13.318
25	1:20.995	+5.919	17:08:34.313
26	1:16.400	+1.324	17:09:50.713
<b>(120) DI DIO Nicolas</b>			
1	1:20.218	+4.293	14:42:43.625
2	1:20.656	+4.731	14:44:04.281
3	1:17:47.051	16:31.126	16:01:51.332
4	1:19.216	+3.291	16:03:10.548
5	1:17.949	+2.024	16:04:28.497
6	1:19.028	+3.103	16:05:47.525
7	1:19.058	+3.133	16:07:06.583
8	1:19.353	+3.428	16:08:25.936
9	1:17.445	+1.520	16:09:43.381
10	1:16.597	+0.672	16:10:59.978
11	1:17.097	+1.172	16:12:17.075
12	1:17.086	+1.161	16:13:34.161
13	1:08:43.875	17:27.950	17:22:18.036
14	1:20.386	+4.461	17:23:38.422
15	1:18.156	+2.231	17:24:56.578
16	1:18.116	+2.191	17:26:14.694
17	1:16.692	+0.767	17:27:31.386
18	1:17.188	+1.263	17:28:48.574
19	<b>1:15.925</b>		17:30:04.499

Chief of Timing & Scoring Orbits

Race Director www.mylaps.com

# OM Racing


OM Racing TrackDays

METTET 2,280 km

Session 2

24-04-26 14:00

Practice started at 14:02:48



Lap	Lap Tm	Diff	Time of Day
20	1:16.755	+0.830	17:31:21.254
21	1:16.922	+0.997	17:32:38.176
22	1:16.097	+0.172	17:33:54.273
23	1:19.946	+4.021	17:35:14.219
<b>(40) DELCROIX Anthony</b>			
1	1:23.570	+7.592	14:07:19.696
2	3:08.164	+1:52.186	14:10:27.860
3	1:19.782	+3.804	14:11:47.642
4	1:21.329	+5.351	14:13:08.971
5	3:05.766	+1:49.788	14:16:14.737
6	1:20.219	+4.241	14:17:34.956
7	1:06:01.058	14:45.080	15:23:36.014
8	1:18.164	+2.186	15:24:54.178
9	1:21.824	+5.846	15:26:16.002
10	1:19.558	+3.580	15:27:35.560
11	1:18.607	+2.629	15:28:54.167
12	1:15.978		15:30:10.145
13	1:16.813	+0.835	15:31:26.958
<b>(91) DIOUF Thomas</b>			
1	1:19.355	+3.366	14:44:21.505
2	1:17.501	+1.512	14:45:39.006
3	1:16.734	+0.745	14:46:55.740
4	1:18.570	+2.518	14:48:14.247
5	1:17.165	+1.176	14:49:31.412
6	1:19.229	+3.240	14:50:50.641
7	1:18.027	+2.038	14:52:08.668
8	1:17.585	+1.596	14:53:26.253
9	1:17.406	+1.417	14:54:43.659
10	1:17.070	+1.081	14:56:00.729
11	1:17.648	+1.659	14:57:18.377
12	1:06:14.609	14:58.620	16:03:32.986
13	1:19.570	+3.581	16:04:52.556
14	1:18.096	+2.107	16:06:10.652
15	1:17.985	+1.996	16:07:28.637
16	1:17.782	+1.793	16:08:46.419
17	1:17.489	+1.500	16:10:03.908
18	1:17.025	+1.036	16:11:20.933
19	1:18.453	+2.464	16:12:39.386
20	1:18.034	+2.045	16:13:57.420
21	1:17.988	+1.999	16:15:15.408
22	1:08:56.189	17:40.200	17:24:11.597
23	1:18.796	+2.807	17:25:30.393
24	1:17.992	+2.003	17:26:48.385
25	1:17.614	+1.625	17:28:05.999
26	1:17.344	+1.355	17:29:23.343
27	1:15.989		17:30:39.332
28	1:16.341	+0.352	17:31:55.673
29	1:17.419	+1.430	17:33:13.092
30	1:19.134	+3.145	17:34:32.226
<b>(140) TELLE Loic</b>			
1	1:18.356	+2.277	14:44:20.634
2	1:17.487	+1.408	14:45:38.121
3	1:16.882	+0.803	14:46:55.003
4	1:18.811	+2.732	14:48:13.814
5	1:17.271	+1.192	14:49:31.085
6	1:15:01.734	13:45.655	16:04:32.819
7	1:17.503	+1.424	16:05:50.322
8	1:16.703	+0.624	16:07:07.025
9	1:17.057	+0.978	16:08:24.082
10	1:16.171	+0.092	16:09:40.253
11	1:16.593	+0.514	16:10:56.846
12	1:12:11.348	10:55.269	17:23:08.194
13	1:16.717	+0.638	17:24:24.911

Lap	Lap Tm	Diff	Time of Day
14	1:16.515	+0.436	17:25:41.426
15	1:16.755	+0.676	17:26:58.181
16	1:16.079		17:28:14.260
17	1:16.629	+0.550	17:29:30.889
18	1:17.349	+1.270	17:30:48.238
<b>(108) HENDRICKX Gilles</b>			
1	1:34.413	+17.255	14:43:47.500
2	1:18.412	+1.254	14:45:05.912
3	1:17.392	+0.234	14:46:23.304
4	1:17.290	+0.132	14:47:40.594
5	1:26.523	+9.365	14:49:07.117
6	1:17.158		14:50:24.275
<b>(83) SLENTER Marc</b>			
1	1:23.759	+6.591	14:23:34.322
2	1:20.146	+2.978	14:24:54.468
3	1:18.647	+1.479	14:26:13.115
4	1:18.863	+1.695	14:27:31.978
5	1:22.219	+5.051	14:28:54.197
6	1:18.977	+1.809	14:30:13.174
7	1:20.730	+3.562	14:31:33.904
8	1:18.527	+1.359	14:32:52.431
9	1:18.852	+1.684	14:34:11.283
10	1:08:17.762	17:00.594	15:42:29.045
11	1:20.721	+3.553	15:43:49.766
12	1:18.989	+1.821	15:45:08.755
13	1:18.122	+0.954	15:46:26.877
14	1:17.437	+0.269	15:47:44.314
15	1:18.223	+1.055	15:49:02.537
16	1:12:21.411	1:04.243	17:01:23.948
17	1:21.121	+3.953	17:02:45.069
18	1:17.168		17:04:02.237
19	1:18.486	+1.318	17:05:20.723
20	1:18.118	+0.950	17:06:38.841
21	1:19.933	+2.765	17:07:58.774
22	1:20.044	+2.876	17:09:18.818
<b>(58) PURAYE Frederic</b>			
1	1:21.424	+4.062	14:23:17.148
2	1:22.460	+5.098	14:24:39.608
3	1:20.764	+3.402	14:26:00.372
4	1:21.311	+3.949	14:27:21.683
5	1:21.700	+4.338	14:28:43.383
6	1:18.523	+1.161	14:30:01.906
7	1:18.652	+1.290	14:31:20.558
8	1:18.595	+1.233	14:32:39.153
9	1:18.842	+1.480	14:33:57.995
10	1:18.538	+1.176	14:35:16.533
11	1:18.903	+1.541	14:36:35.436
12	1:17.847	+0.485	14:37:53.283
13	1:03:45.838	12:28.476	15:41:39.121
14	1:22.917	+5.555	15:43:02.038
15	1:18.109	+0.747	15:44:20.147
16	1:19.881	+2.519	15:45:40.028
17	1:17.705	+0.343	15:46:57.733
18	1:18.422	+1.060	15:48:16.155
19	1:17.917	+0.555	15:49:34.072
20	1:17.795	+0.433	15:50:51.867
21	1:17.629	+0.267	15:52:09.496
22	1:20.479	+3.117	15:53:29.975
23	1:17.914	+0.552	15:54:47.889
24	1:17.362		15:56:05.251
25	1:05:00.169	13:42.807	17:01:05.420
26	1:17.881	+0.519	17:02:23.301
27	1:20.376	+3.014	17:03:43.677

Lap	Lap Tm	Diff	Time of Day
28	1:19.990	+2.628	17:05:03.667
29	1:21.002	+3.640	17:06:24.669
30	1:19.135	+1.773	17:07:43.804
31	1:19.704	+2.342	17:09:03.508
32	1:18.484	+1.122	17:10:21.992
33	1:18.946	+1.584	17:11:40.938
34	1:17.711	+0.349	17:12:58.649
35	1:19.895	+2.533	17:14:18.544
36	1:17.607	+0.245	17:15:36.151
37	1:18.088	+0.726	17:16:54.239
<b>(77) LEMAIRE Herve</b>			
1	1:21.977	+4.395	14:23:20.928
2	1:20.039	+2.457	14:24:40.967
3	1:22.589	+5.007	14:26:03.556
4	1:21.400	+3.818	14:27:24.956
5	1:19.907	+2.325	14:28:44.863
6	1:20.276	+2.694	14:30:05.139
7	1:19.438	+1.856	14:31:24.577
8	1:19.314	+1.732	14:32:43.891
9	1:19.098	+1.516	14:34:02.989
10	1:18.769	+1.187	14:35:21.758
11	1:19.340	+1.758	14:36:41.098
12	1:22.768	+5.186	14:38:03.866
13	1:03:41.338	12:23.756	15:41:45.204
14	1:22.591	+5.009	15:43:07.795
15	1:19.879	+2.297	15:44:27.674
16	1:18.831	+1.249	15:45:46.505
17	1:19.666	+2.084	15:47:06.171
18	1:20.714	+3.132	15:48:26.885
19	1:20.727	+3.145	15:49:47.612
20	1:18.794	+1.212	15:51:06.406
21	1:18.706	+1.124	15:52:25.112
22	1:21.463	+3.881	15:53:46.575
23	1:19.672	+2.090	15:55:06.247
24	1:20.155	+2.573	15:56:26.402
25	1:18.755	+1.173	15:57:45.157
26	1:03:27.106	12:09.524	17:01:12.263
27	1:20.877	+3.295	17:02:33.140
28	1:18.174	+0.592	17:03:51.314
29	1:19.014	+1.432	17:05:10.328
30	1:19.397	+1.815	17:06:29.725
31	1:21.286	+3.704	17:07:51.011
32	1:18.831	+1.249	17:09:09.842
33	1:18.745	+1.163	17:10:28.587
34	1:18.469	+0.887	17:11:47.056
35	1:20.380	+2.798	17:13:07.436
36	1:20.044	+2.462	17:14:27.480
37	1:18.189	+0.607	17:15:45.669
38	1:17.582		17:17:03.251
<b>(51) LELEUX Stephan</b>			
1	1:23.156	+5.302	14:23:44.495
2	1:24.169	+6.315	14:25:08.664
3	1:25.437	+7.583	14:26:34.101
4	1:22.138	+4.284	14:27:56.239
5	1:22.106	+4.252	14:29:18.345
6	1:22.722	+4.868	14:30:41.067
7	1:23.910	+6.056	14:32:04.977
8	1:21.169	+3.315	14:33:26.146
9	1:21.489	+3.635	14:34:47.635
10	1:21.349	+3.495	14:36:08.984
11	1:20.839	+2.985	14:37:29.823
12	1:06:16.006	14:58.152	15:43:45.829
13	1:22.411	+4.557	15:45:08.240
14	1:20.357	+2.503	15:46:28.597

Chief of Timing & Scoring Orbits

Race Director www.mylaps.com

Printed: 24-04-26 18:34:15 Licensed to: Races Information Services SPRL

Page 4/14

# OM Racing


OM Racing TrackDays

Session 2

Practice started at 14:02:48

METTET 2,280 km

24-04-26 14:00



Lap	Lap Tm	Diff	Time of Day	Lap	Lap Tm	Diff	Time of Day	Lap	Lap Tm	Diff	Time of Day
15	1:20.200	+2.346	15:47:48.797	19	1:18.530	+0.625	15:51:17.612	21	1:20.433	+2.451	15:54:02.721
16	1:19.826	+1.972	15:49:08.623	20	1:18.525	+0.620	15:52:36.137	22	1:19.485	+1.503	15:55:22.206
17	1:21.029	+3.175	15:50:29.652	21	1:18.571	+0.666	15:53:54.708	23	1:19.897	+1.915	15:56:42.103
18	1:20.639	+2.785	15:51:50.291	22	1:18.994	+1.089	15:55:13.702	24	1:18.616	+0.634	15:58:00.719
19	1:20.485	+2.631	15:53:10.776	23	1:19.945	+2.040	15:56:33.647	25	1:04:21.289	13:03.307	17:02:22.008
20	1:20.659	+2.805	15:54:31.435	24	1:19.514	+1.609	15:57:53.161	26	1:24.830	+6.848	17:03:46.838
21	1:19.660	+1.806	15:55:51.095	25	1:04:58.431	13:40.526	17:02:51.592	27	1:19.901	+1.919	17:05:06.739
22	1:22.685	+4.831	15:57:13.780	26	1:21.139	+3.234	17:04:12.731	28	1:19.805	+1.823	17:06:26.544
23	1:05:05.989	13:48.135	17:02:19.769	27	1:20.698	+2.793	17:05:33.429	29	1:19.797	+1.815	17:07:46.341
24	1:23.145	+5.291	17:03:42.914	28	1:20.744	+2.839	17:06:54.173	30	1:20.403	+2.421	17:09:06.744
25	1:20.457	+2.603	17:05:03.371	29	1:18.241	+0.336	17:08:12.414	31	1:19.068	+1.086	17:10:25.812
26	1:20.859	+3.005	17:06:24.230	30	1:18.884	+0.979	17:09:31.298	32	1:19.665	+1.683	17:11:45.477
27	1:19.136	+1.282	17:07:43.366	31	1:19.376	+1.471	17:10:50.674	33	1:20.699	+2.717	17:13:06.176
28	1:19.486	+1.632	17:09:02.852	32	1:18.692	+0.787	17:12:09.366	34	1:20.122	+2.140	17:14:26.298
29	1:18.670	+0.816	17:10:21.522	33	1:18.443	+0.538	17:13:27.809	35	1:21.064	+3.082	17:15:47.362
30	1:18.698	+0.844	17:11:40.220	34	1:19.264	+1.359	17:14:47.073	36	1:20.716	+2.734	17:17:08.078
31	<b>1:17.854</b>		17:12:58.074	35	<b>1:17.905</b>		17:16:04.978				
32	1:21.946	+4.092	17:14:20.202	36	1:18.166	+0.261	17:17:23.144				
33	1:18.866	+1.012	17:15:38.886								
34	1:19.550	+1.696	17:16:58.436								
<b>(60) VAN VOOREN Valentin</b>				<b>(87) VANGYSEL Anthony</b>				<b>(101) A3D Construct</b>			
1	1:25.093	+7.237	14:23:20.971	1	1:20.344	+2.435	14:26:11.715	1	1:20.956	+2.339	14:44:39.656
2	1:21.328	+3.472	14:24:42.299	2	1:19.440	+1.531	14:27:31.155	2	1:19.765	+1.148	14:45:59.421
3	1:21.705	+3.849	14:26:04.004	3	1:20.757	+2.848	14:28:51.912	3	<b>1:18.617</b>		14:47:18.038
4	1:25.707	+7.851	14:27:29.711	4	1:20.860	+2.951	14:30:12.772	4	1:18.861	+0.244	14:48:36.899
5	1:29.307	+11.451	14:28:59.018	5	1:19.441	+1.532	14:31:32.213	5	1:18.653	+0.036	14:49:55.552
6	1:20.801	+2.945	14:30:19.819	6	1:17.928	+0.019	14:32:50.141	6	1:13:31.442	2:12.825	16:03:26.994
7	1:19.463	+1.607	14:31:39.282	7	1:18.123	+0.214	14:34:08.264	7	1:19.401	+0.784	16:04:46.395
8	1:19.734	+1.878	14:32:59.016	8	1:10:54.540	19:36.631	15:45:02.804	8	1:19.266	+0.649	16:06:05.661
9	1:19.667	+1.811	14:34:18.683	9	1:19.973	+2.064	15:46:22.777				
10	1:19.350	+1.494	14:35:38.033	10	1:19.569	+1.660	15:47:42.346				
11	<b>1:17.856</b>		14:36:55.889	11	1:19.695	+1.786	15:49:02.041				
12	1:04:46.774	13:28.918	15:41:42.663	12	1:18.415	+0.506	15:50:20.456				
13	1:25.382	+7.526	15:43:08.045	13	<b>1:17.909</b>		15:51:38.365				
14	1:21.204	+3.348	15:44:29.249	14	1:18.967	+1.058	15:52:57.332				
15	1:18.538	+0.682	15:45:47.787	15	1:19.234	+1.325	15:54:16.566				
16	1:18.867	+1.011	15:47:06.654	16	1:18.503	+0.594	15:55:35.069				
17	1:18.841	+0.985	15:48:25.495	17	1:18.091	+0.182	15:56:53.160				
18	1:18.733	+0.877	15:49:44.228	18	1:18.585	+0.676	15:58:11.745				
19	1:18.834	+0.978	15:51:03.062	19	1:07:06.311	15:48.402	17:05:18.056				
20	1:19.725	+1.869	15:52:22.787	20	1:18.850	+0.941	17:06:36.906				
21	1:25.679	+7.823	15:53:48.466	21	1:18.633	+0.724	17:07:55.539				
22	1:26.237	+8.381	15:55:14.703	22	1:21.258	+3.349	17:09:16.797				
23	1:19.798	+1.942	15:56:34.501	23	1:18.993	+1.084	17:10:35.790				
24	1:20.375	+2.519	15:57:54.876	24	1:19.622	+1.713	17:11:55.412				
<b>(48) LAPSINS William</b>				<b>(81) ROUFIGNON Marc</b>				<b>(62) VANDERMEULEN Philippe</b>			
1	1:22.199	+4.294	14:24:12.190	1	1:20.960	+2.978	14:23:49.780	1	1:23.627	+4.661	14:23:21.903
2	1:21.358	+3.453	14:25:33.548	2	1:20.244	+2.262	14:25:10.024	2	1:21.311	+2.345	14:24:43.214
3	1:19.709	+1.804	14:26:53.257	3	1:24.570	+6.588	14:26:34.594	3	1:21.926	+2.960	14:26:05.140
4	1:19.133	+1.228	14:28:12.390	4	1:19.887	+1.905	14:27:54.481	4	1:23.131	+4.165	14:27:28.271
5	1:22.177	+4.272	14:29:34.567	5	1:21.761	+3.779	14:29:16.242	5	1:21.730	+2.764	14:28:50.001
6	1:22.152	+4.247	14:30:56.719	6	1:24.020	+6.038	14:30:40.262	6	1:22.148	+3.182	14:30:12.149
7	1:18.609	+0.704	14:32:15.328	7	1:20.538	+2.556	14:32:00.800	7	1:21.973	+3.007	14:31:34.122
8	1:18.644	+0.739	14:33:33.972	8	<b>1:17.982</b>		14:33:18.782				
9	1:19.214	+1.309	14:34:53.186	9	1:21.191	+3.209	14:34:39.973				
10	1:18.791	+0.886	14:36:11.977	10	1:18.421	+0.439	14:35:58.394				
11	1:18.938	+1.033	14:37:30.915	11	1:21.428	+3.446	14:37:19.822				
12	1:04:28.602	13:10.697	15:41:59.517	12	1:04:33.267	13:15.285	15:41:53.089				
13	1:20.198	+2.293	15:43:19.715	13	1:21.172	+3.190	15:43:14.261				
14	1:19.513	+1.608	15:44:39.228	14	1:22.432	+4.450	15:44:36.693				
15	1:20.921	+3.016	15:46:00.149	15	1:19.602	+1.620	15:45:56.295				
16	1:18.357	+0.452	15:47:18.506	16	1:19.966	+1.984	15:47:16.261				
17	1:18.760	+0.855	15:48:37.266	17	1:19.174	+1.192	15:48:35.435				
18	1:21.816	+3.911	15:49:59.082	18	1:23.847	+5.865	15:49:59.282				
				19	1:24.561	+6.579	15:51:23.843				
				20	1:18.445	+0.463	15:52:42.288				

# OM Racing


OM Racing TrackDays

METTET 2,280 km

Session 2

24-04-26 14:00

Practice started at 14:02:48



Lap	Lap Tm	Diff	Time of Day	Lap	Lap Tm	Diff	Time of Day	Lap	Lap Tm	Diff	Time of Day
8	1:19.728	+0.762	14:32:53.850	35	1:19.920	+0.819	17:16:39.242	28	1:19.997	+0.827	17:17:36.733
9	1:19.216	+0.250	14:34:13.066	36	1:20.173	+1.072	17:17:59.415	<b>(79) MICHAUX Adrien</b>			
10	1:21.183	+2.217	14:35:34.249	<b>(61) VANDERMEULEN Cyril</b>				1	1:25.252	+6.057	14:25:51.752
11	1:20.202	+1.236	14:36:54.451	1	1:26.042	+6.874	14:06:29.232	2	1:21.256	+2.061	14:27:13.008
12	1:04:49.775	13:30.809	15:41:44.226	2	1:24.292	+5.124	14:07:53.524	3	1:19.936	+0.741	14:28:32.944
13	1:23.983	+5.017	15:43:08.209	3	1:24.576	+5.408	14:09:18.100	4	<b>1:19.195</b>		14:29:52.139
14	1:25.936	+6.970	15:44:34.145	4	1:25.542	+6.374	14:10:43.642	5	1:19.927	+0.732	14:31:12.066
15	1:21.074	+2.108	15:45:55.219	5	1:26.275	+7.107	14:12:09.917	6	1:20.220	+1.025	14:32:32.286
16	1:20.715	+1.749	15:47:15.934	6	1:24.697	+5.529	14:13:34.614	7	1:20.219	+1.024	14:33:52.505
17	1:22.097	+3.131	15:48:38.031	7	1:22.954	+3.786	14:14:57.568	8	1:09:15.158	17:55.963	15:43:07.663
18	1:22.179	+3.213	15:50:00.210	8	1:23.091	+3.923	14:16:20.659	9	4:19.453	+3:00.258	15:47:27.116
19	1:19.844	+0.878	15:51:20.054	9	1:24.121	+4.953	14:17:44.780	10	1:21.241	+2.046	15:48:48.357
20	1:19.763	+0.797	15:52:39.817	10	1:04:04.249	12:45.081	15:21:49.029	11	1:21.282	+2.087	15:50:09.639
21	1:20.514	+1.548	15:54:00.331	11	1:27.022	+7.854	15:23:16.051	12	1:20.987	+1.792	15:51:30.626
22	1:19.385	+0.419	15:55:19.716	12	1:24.615	+5.447	15:24:40.666	13	1:22.307	+3.112	15:52:52.933
23	1:19.397	+0.431	15:56:39.113	13	1:26.577	+7.409	15:26:07.243	14	1:21.317	+2.122	15:54:14.250
24	<b>1:18.966</b>		15:57:58.079	14	1:24.455	+5.287	15:27:31.698	15	1:23.319	+4.124	15:55:37.569
25	1:03:20.508	12:01.542	17:01:18.587	15	1:23.344	+4.176	15:28:55.042	16	1:21.047	+1.852	15:56:58.616
26	1:22.792	+3.826	17:02:41.379	16	1:21.825	+2.657	15:30:16.867	17	1:20.994	+1.799	15:58:19.610
27	1:22.316	+3.350	17:04:03.695	17	1:24.338	+5.170	15:31:41.205	<b>(2) ASSENMAKER Julien</b>			
28	1:21.086	+2.120	17:05:24.781	18	1:21.922	+2.754	15:33:03.127	1	1:27.829	+7.976	15:03:25.097
29	1:20.629	+1.663	17:06:45.410	19	1:21.181	+2.013	15:34:24.308	2	1:26.356	+6.503	15:04:51.543
30	1:19.655	+0.689	17:08:05.065	20	1:21.441	+2.273	15:35:45.749	3	1:24.417	+4.564	15:06:15.870
31	1:19.822	+0.856	17:09:24.887	21	1:22.124	+2.956	15:37:07.873	4	1:25.517	+5.664	15:07:41.387
32	1:19.725	+0.759	17:10:44.612	22	1:04:54.173	13:35.005	16:42:02.046	5	1:24.646	+4.793	15:09:06.033
33	1:19.173	+0.207	17:12:03.785	23	1:26.525	+7.357	16:43:28.571	6	1:23.100	+3.247	15:10:29.133
34	1:19.481	+0.515	17:13:23.266	24	1:27.503	+8.335	16:44:56.074	7	1:25.994	+6.141	15:11:55.127
35	1:20.636	+1.670	17:14:43.902	25	1:32.736	+13.568	16:46:28.810	8	1:24.879	+5.026	15:13:20.006
36	1:20.696	+1.730	17:16:04.598	26	1:26.599	+7.431	16:47:55.409	9	1:23.925	+4.072	15:14:43.931
37	1:19.885	+0.919	17:17:24.483	27	1:22.647	+3.479	16:49:18.056	10	1:24.912	+5.059	15:16:08.843
<b>(137) STAUMONT Ludovic</b>				28	1:20.785	+1.617	16:50:38.841	11	1:21.894	+2.041	15:17:30.737
1	1:23.368	+4.267	14:23:46.545	29	1:21.620	+2.452	16:52:00.461	12	1:03:56.041	12:36.188	16:21:26.778
2	1:22.514	+3.413	14:25:09.059	30	1:20.620	+1.452	16:53:21.081	13	1:30.118	+10.265	16:22:56.896
3	1:21.731	+2.630	14:26:30.790	31	<b>1:19.168</b>		16:54:40.249	14	1:28.957	+9.104	16:24:25.853
4	1:22.010	+2.909	14:27:52.800	32	1:19.994	+0.826	16:56:00.243	15	1:24.289	+4.436	16:25:50.142
5	1:22.148	+3.047	14:29:14.948	33	1:20.413	+1.245	16:57:20.656	16	1:25.767	+5.914	16:27:15.909
6	1:25.189	+6.088	14:30:40.137	<b>(57) POLITI Vincenzo</b>				17	1:21.895	+2.042	16:28:37.804
7	1:23.635	+4.534	14:32:03.772	1	1:22.559	+3.389	14:32:16.488	18	1:21.764	+1.911	16:29:59.568
8	1:19.794	+0.693	14:33:23.566	2	1:22.009	+2.839	14:33:38.497	19	1:23.724	+3.871	16:31:23.292
9	<b>1:19.101</b>		14:34:42.667	3	1:22.184	+3.014	14:35:00.681	20	1:22.213	+2.360	16:32:45.505
10	1:21.923	+2.822	14:36:04.590	4	1:21.512	+2.342	14:36:22.193	21	1:22.909	+3.056	16:34:08.414
11	1:20.089	+0.988	14:37:24.679	5	1:21.485	+2.315	14:37:43.678	22	1:22.118	+2.265	16:35:30.532
12	1:04:42.406	13:23.305	15:42:07.085	6	1:06:31.325	15:12.155	15:44:15.003	23	1:22.737	+2.884	16:36:53.269
13	1:23.017	+3.916	15:43:30.102	7	1:22.601	+3.431	15:45:37.604	24	1:04:56.418	13:36.565	17:41:49.687
14	1:22.346	+3.245	15:44:52.448	8	1:21.563	+2.393	15:46:59.167	25	1:29.467	+9.614	17:43:19.154
15	1:20.969	+1.868	15:46:13.417	9	1:23.131	+3.961	15:48:22.298	26	1:22.493	+2.640	17:44:41.647
16	1:21.206	+2.105	15:47:34.623	10	1:21.645	+2.475	15:49:43.943	27	1:22.476	+2.623	17:46:04.123
17	1:20.304	+1.203	15:48:54.927	11	1:20.563	+1.393	15:51:04.506	28	1:22.735	+2.882	17:47:26.858
18	1:19.892	+0.791	15:50:14.819	12	1:19.807	+0.637	15:52:24.313	29	1:21.144	+1.291	17:48:48.002
19	1:20.162	+1.061	15:51:34.981	13	1:20.741	+1.571	15:53:45.054	30	1:21.490	+1.637	17:50:09.492
20	1:19.607	+0.506	15:52:54.588	14	1:19.919	+0.749	15:55:04.973	31	1:22.052	+2.199	17:51:31.544
21	1:20.013	+0.912	15:54:14.601	15	<b>1:19.170</b>		15:56:24.143	32	1:20.157	+0.304	17:52:51.701
22	1:21.346	+2.245	15:55:35.947	16	1:19.542	+0.372	15:57:43.685	33	1:20.485	+0.632	17:54:12.186
23	1:22.039	+2.938	15:56:57.986	17	1:05:06.059	13:46.889	17:02:49.744	34	<b>1:19.853</b>		17:55:32.039
24	1:04:46.364	13:27.263	17:01:44.350	18	1:21.422	+2.252	17:04:11.166	35	1:21.407	+1.554	17:56:53.446
25	1:22.984	+3.883	17:03:07.334	19	1:21.861	+2.691	17:05:33.027	<b>(36) CERESSIA Frederic</b>			
26	1:22.408	+3.307	17:04:29.742	20	1:20.896	+1.726	17:06:53.923	1	1:26.648	+6.461	14:23:30.969
27	1:21.911	+2.810	17:05:51.653	21	1:20.775	+1.605	17:08:14.698	2	1:24.798	+4.611	14:24:55.767
28	1:21.274	+2.173	17:07:12.927	22	1:20.971	+1.801	17:09:35.669	3	1:23.102	+2.915	14:26:18.869
29	1:22.345	+3.244	17:08:35.272	23	1:20.753	+1.583	17:10:56.422	4	1:23.409	+3.222	14:27:42.278
30	1:21.695	+2.594	17:09:56.967	24	1:20.292	+1.122	17:12:16.714	5	1:22.891	+2.704	14:29:05.169
31	1:20.311	+1.210	17:11:17.278	25	1:19.539	+0.369	17:13:36.253	6	1:22.270	+2.083	14:30:27.439
32	1:21.032	+1.931	17:12:38.310	26	1:20.158	+0.988	17:14:56.411	7	1:22.571	+2.384	14:31:50.010
33	1:20.643	+1.542	17:13:58.953	27	1:20.325	+1.155	17:16:16.736				
34	1:20.369	+1.268	17:15:19.322								

Chief of Timing & Scoring

Orbits

Race Director

www.mylaps.com

Licensed to: Races Information Services SPRL

# OM Racing


OM Racing TrackDays

METTET 2,280 km

Session 2

24-04-26 14:00

Practice started at 14:02:48



Lap	Lap Tm	Diff	Time of Day
8	1:22.436	+2.249	14:33:12.446
9	1:20.677	+0.490	14:34:33.123
10	1:20.713	+0.526	14:35:53.836
11	1:22.832	+2.645	14:37:16.668
12	1:04.32.201	13:12.014	15:41:48.869
13	1:24.882	+4.695	15:43:13.751
14	1:23.364	+3.177	15:44:37.115
15	1:24.470	+4.283	15:46:01.585
16	1:22.320	+2.133	15:47:23.905
17	1:22.886	+2.699	15:48:46.791
18	1:21.796	+1.609	15:50:08.587
19	1:21.382	+1.195	15:51:29.969
20	1:21.993	+1.806	15:52:51.962
21	1:20.771	+0.584	15:54:12.733
22	<b>1:20.187</b>		15:55:32.920
23	1:20.521	+0.334	15:56:53.441
24	1:20.620	+0.433	15:58:14.061

(42) ENEYDI Attila

1	1:25.464	+4.916	14:24:38.398
2	1:22.109	+1.561	14:26:00.507
3	1:25.664	+5.116	14:27:26.171
4	1:23.392	+2.844	14:28:49.563
5	1:23.821	+3.273	14:30:13.384
6	1:22.629	+2.081	14:31:36.013
7	1:21.421	+0.873	14:32:57.434
8	1:20.896	+0.348	14:34:18.330
9	1:21.817	+1.269	14:35:40.147
10	1:06:57.599	15:37.051	15:42:37.746
11	1:23.515	+2.967	15:44:01.261
12	1:24.530	+3.982	15:45:25.791
13	1:25.134	+4.586	15:46:50.925
14	1:24.553	+4.005	15:48:15.478
15	1:23.194	+2.646	15:49:38.672
16	1:21.342	+0.794	15:51:00.014
17	1:21.947	+1.399	15:52:21.961
18	1:21.617	+1.069	15:53:43.578
19	1:21.704	+1.156	15:55:05.282
20	1:23.033	+2.485	15:56:28.315
21	1:05:53.270	14:32.722	17:02:21.585
22	1:24.839	+4.291	17:03:46.424
23	1:24.345	+3.797	17:05:10.769
24	1:21.933	+1.385	17:06:32.702
25	1:22.143	+1.595	17:07:54.845
26	1:22.027	+1.479	17:09:16.872
27	1:21.590	+1.042	17:10:38.462
28	1:21.517	+0.969	17:11:59.979
29	<b>1:20.548</b>		17:13:20.527
30	1:20.636	+0.088	17:14:41.163

(43) FREROTTE Ethan

1	1:25.153	+4.485	14:24:39.828
2	1:23.415	+2.747	14:26:03.243
3	4:55.295	+3:34.627	14:30:58.538
4	1:20.964	+0.296	14:32:19.502
5	1:20.780	+0.112	14:33:40.282
6	1:20.801	+0.133	14:35:01.083
7	1:21.881	+1.213	14:36:22.964
8	1:21.536	+0.868	14:37:44.500
9	1:06:13.031	14:52.363	15:43:57.531
10	1:23.768	+3.100	15:45:21.299
11	3:26.891	+2:06.223	15:48:48.190
12	1:22.666	+1.998	15:50:10.856
13	1:21.051	+0.383	15:51:31.907
14	1:22.222	+1.554	15:52:54.129
15	1:23.162	+2.494	15:54:17.291

Lap	Lap Tm	Diff	Time of Day
16	1:10:16.626	18:55.958	17:04:33.917
17	1:22.429	+1.761	17:05:56.346
18	1:22.816	+2.148	17:07:19.162
19	1:21.001	+0.333	17:08:40.163
20	3:21.435	+2:00.767	17:12:01.598
21	<b>1:20.668</b>		17:13:22.266

(80) OBERT Alexandre

1	1:28.255	+7.559	14:07:35.548
2	1:26.090	+5.394	14:09:01.638
3	1:26.154	+5.458	14:10:27.792
4	1:23.213	+2.517	14:11:51.005
5	1:21.620	+0.924	14:13:12.625
6	1:22.016	+1.320	14:14:34.641
7	1:21.247	+0.551	14:15:55.888
8	1:21.105	+0.409	14:17:16.993
9	1:06:54.247	15:33.551	15:24:11.240
10	1:33.750	+13.054	15:25:44.990
11	1:26.470	+5.774	15:27:11.460
12	1:26.207	+5.511	15:28:37.667
13	1:23.506	+2.810	15:30:01.173
14	1:23.857	+3.161	15:31:25.030
15	1:22.614	+1.918	15:32:47.644
16	1:22.802	+2.106	15:34:10.446
17	1:21.142	+0.446	15:35:31.588
18	1:21.141	+0.445	15:36:52.729
19	1:21.503	+0.807	15:38:14.232
20	1:08:53.291	17:32.595	16:47:07.523
21	1:24.120	+3.424	16:48:31.643
22	1:21.893	+1.197	16:49:53.536
23	1:23.919	+3.223	16:51:17.455
24	1:21.301	+0.605	16:52:38.756
25	1:21.595	+0.899	16:54:00.351
26	1:24.672	+3.976	16:55:25.023
27	<b>1:20.696</b>		16:56:45.719

(76) LEBRUN Philippe

1	1:25.129	+4.406	14:23:25.249
2	1:23.844	+3.121	14:24:49.093
3	1:24.115	+3.392	14:26:13.208
4	1:22.976	+2.253	14:27:36.184
5	1:23.452	+2.729	14:28:59.636
6	1:23.236	+2.513	14:30:22.872
7	1:22.680	+1.957	14:31:45.552
8	1:23.107	+2.384	14:33:08.659
9	1:22.984	+2.261	14:34:31.643
10	1:22.689	+1.966	14:35:54.332
11	1:05:51.311	14:30.588	15:41:45.643
12	1:24.185	+3.462	15:43:09.828
13	1:25.139	+4.416	15:44:34.967
14	1:21.294	+0.571	15:45:56.261
15	1:21.967	+1.244	15:47:18.228
16	1:23.402	+2.679	15:48:41.630
17	1:22.566	+1.843	15:50:04.196
18	1:21.630	+0.907	15:51:25.826
19	1:21.120	+0.397	15:52:46.946
20	<b>1:20.723</b>		15:54:07.669
21	1:22.000	+1.277	15:55:29.669
22	1:21.962	+1.239	15:56:51.631
23	1:21.765	+1.042	15:58:13.396
24	1:02:58.103	11:37.380	17:01:11.499
25	1:22.876	+2.153	17:02:34.375
26	1:24.016	+3.293	17:03:58.391
27	1:24.601	+3.878	17:05:22.992
28	1:23.698	+2.975	17:06:46.690
29	1:24.056	+3.333	17:08:10.746

Lap	Lap Tm	Diff	Time of Day
30	1:24.933	+4.210	17:09:35.679

(46) GRIMEAU Michael

1	1:24.758	+3.491	14:24:38.542
2	1:23.286	+2.019	14:26:01.828
3	3:10.624	+1:49.357	14:29:12.452
4	1:14:36.474	13:15.207	15:43:48.926
5	1:26.495	+5.228	15:45:15.421
6	1:23.755	+2.488	15:46:39.176
7	1:22.725	+1.458	15:48:01.901
8	1:22.781	+1.514	15:49:24.682
9	1:21.800	+0.533	15:50:46.482
10	1:21.545	+0.278	15:52:08.027
11	1:22.447	+1.180	15:53:30.474
12	<b>1:21.267</b>		15:54:51.741
13	1:21.369	+0.102	15:56:13.110
14	1:21.949	+0.682	15:57:35.059

(39) DEBUCK Evengeline

1	1:24.431	+3.035	14:24:11.496
2	1:22.918	+1.522	14:25:34.414
3	1:21.670	+0.274	14:26:56.084
4	1:22.139	+0.743	14:28:18.223
5	1:21.582	+0.186	14:29:39.805
6	1:23.041	+1.645	14:31:02.846
7	1:11:41.603	10:20.207	15:42:44.449
8	1:21.884	+0.488	15:44:06.333
9	1:22.401	+1.005	15:45:28.734
10	1:22.160	+0.764	15:46:50.894
11	3:14.374	+1:52.978	15:50:05.268
12	<b>1:21.396</b>		15:51:26.664
13	1:22.752	+1.356	15:52:49.416
14	1:21.962	+0.566	15:54:11.378
15	1:23.491	+2.095	15:55:34.869
16	1:23.050	+1.654	15:56:57.919

(92)

1	1:25.191	+3.738	14:23:44.053
2	1:24.093	+2.640	14:25:08.146
3	1:22.049	+0.596	14:26:30.195
4	<b>1:21.453</b>		14:27:51.648
5	1:23.007	+1.554	14:29:14.655
6	1:25.150	+3.697	14:30:39.805
7	1:23.990	+2.537	14:32:03.795
8	1:24.942	+3.489	14:33:28.737
9	1:09:00.282	17:38.829	15:42:29.019
10	1:27.918	+6.465	15:43:56.937
11	1:26.088	+4.635	15:45:23.025
12	1:26.861	+5.408	15:46:49.886

(47) LAGNEAU Raphael

1	1:24.857	+3.380	14:07:05.507
2	1:24.005	+2.528	14:08:29.512
3	1:25.527	+4.050	14:09:55.039
4	1:23.764	+2.287	14:11:18.803
5	1:27.725	+6.248	14:12:46.528
6	1:24.826	+3.349	14:14:11.354
7	1:22.281	+0.804	14:15:33.635
8	1:24.664	+3.187	14:16:58.299
9	1:26.394	+4.917	14:18:24.693
10	1:04:39.642	13:18.165	15:23:04.335
11	1:24.980	+3.503	15:24:29.315
12	1:24.993	+3.516	15:25:54.308
13	1:23.709	+2.232	15:27:18.017
14	1:23.368	+1.891	15:28:41.385
15	1:23.566	+2.089	15:30:04.951

Chief of Timing & Scoring Orbits

Race Director www.mylaps.com

# OM Racing


OM Racing TrackDays

Session 2

Practice started at 14:02:48

METTET 2,280 km

24-04-26 14:00



Lap	Lap Tm	Diff	Time of Day	Lap	Lap Tm	Diff	Time of Day	Lap	Lap Tm	Diff	Time of Day	
16	1:24.163	+2.686	15:31:29.114	(65) WARIN Kevin	1	1:29.410	+6.684	14:25:54.972	2	1:32.306	+9.445	15:05:20.146
17	1:22.700	+1.223	15:32:51.814	2	1:24.796	+2.070	14:27:19.768	3	1:27.757	+4.896	15:06:47.903	
18	1:23.605	+2.128	15:34:15.419	3	1:25.359	+2.633	14:28:45.127	4	1:31.492	+8.631	15:08:19.395	
19	1:24.857	+3.380	15:35:40.276	4	1:25.548	+2.822	14:30:10.675	5	1:27.822	+4.961	15:09:47.217	
20	1:23.613	+2.136	15:37:03.889	5	1:26.974	+4.248	14:31:37.649	6	1:29.190	+6.329	15:11:16.407	
21	1:05:47.716	14:26.239	16:42:51.605	6	1:25.516	+2.790	14:33:03.165	7	1:27.512	+4.651	15:12:43.919	
22	1:33.659	+12.182	16:44:25.264	7	1:24.382	+1.656	14:34:27.547	8	1:26.310	+3.449	15:14:10.229	
23	1:31.221	+9.744	16:45:56.485	8	1:24.055	+1.329	14:35:51.602	9	1:23.925	+1.064	15:15:34.154	
24	1:27.718	+6.241	16:47:24.203	9	1:26.178	+3.452	14:37:17.780	10	1:28.043	+5.182	15:17:02.197	
25	1:29.445	+7.968	16:48:53.648	10	1:05:34.339	14:11.613	15:42:52.119	11	1:04:17.214	12:54.353	16:21:19.411	
26	4:12.855	+2:51.378	16:53:06.503	11	1:25.113	+2.387	15:44:17.232	12	1:31.843	+8.982	16:22:51.254	
27	1:23.341	+1.864	16:54:29.844	12	1:25.350	+2.624	15:45:42.582	13	1:27.158	+4.297	16:24:18.412	
28	1:21.477		16:55:51.321	13	1:25.421	+2.695	15:47:08.003	14	1:26.095	+3.234	16:25:44.507	
29	1:24.725	+3.248	16:57:16.046	14	1:26.118	+3.392	15:48:34.121	15	1:25.608	+2.747	16:27:10.115	
(55) MONNOYE Sebastien				15	1:24.530	+1.804	15:49:58.651	16	1:24.021	+1.160	16:28:34.136	
1	1:28.307	+6.651	14:06:32.858	16	1:24.530	+1.804	15:49:58.651	17	1:24.655	+1.794	16:29:58.791	
2	1:26.206	+4.550	14:07:59.064	17	1:25.398	+2.672	15:51:24.049	18	1:24.603	+1.742	16:31:23.394	
3	1:25.308	+3.652	14:09:24.372	18	1:24.978	+2.252	15:52:49.027	19	1:25.118	+2.257	16:32:48.512	
4	1:24.894	+3.238	14:10:49.266	19	1:23.705	+0.979	15:54:12.732	20	1:22.861		16:34:11.373	
5	1:25.556	+3.900	14:12:14.822	20	1:24.289	+1.563	15:55:37.021	21	1:25.218	+2.357	16:35:36.591	
6	1:22.915	+1.259	14:13:37.737	21	1:22.726		15:56:59.747	22	1:23.098	+0.237	16:36:59.689	
7	1:23.745	+2.089	14:15:01.482	22	1:23.386	+0.660	15:58:23.133	23	1:04:15.773	12:52.912	17:41:15.462	
8	1:23.271	+1.615	14:16:24.753	23	1:04:31.530	13:08.804	17:02:54.663	24	1:25.667	+2.806	17:42:41.129	
9	1:24.621	+2.965	14:17:49.374	24	1:27.193	+4.467	17:04:21.856	25	1:24.611	+1.750	17:44:05.740	
10	1:07:26.550	16:04.894	15:25:15.924	25	1:24.951	+2.225	17:05:46.807	26	1:25.757	+2.896	17:45:31.497	
11	1:25.566	+3.910	15:26:41.490	26	1:24.886	+2.160	17:07:11.693	27	1:25.476	+2.615	17:46:56.973	
12	1:25.349	+3.693	15:28:06.839	27	1:25.698	+2.972	17:08:37.391	28	1:23.917	+1.056	17:48:20.890	
13	1:24.032	+2.376	15:29:30.871	28	1:25.051	+2.325	17:10:02.442	29	1:23.605	+0.744	17:49:44.495	
14	1:24.125	+2.469	15:30:54.996	29	1:25.945	+3.219	17:11:28.387	30	1:23.144	+0.283	17:51:07.639	
15	1:24.110	+2.454	15:32:19.106	30	1:24.635	+1.909	17:12:53.022	31	1:23.160	+0.299	17:52:30.799	
16	1:24.501	+2.845	15:33:43.607	(41) DEWALQUE Leon	1	1:25.943	+3.152	14:06:54.954	32	1:23.152	+0.291	17:53:53.951
17	1:26.332	+4.676	15:35:09.939	2	1:25.385	+2.594	14:08:20.339	33	1:25.206	+2.345	17:55:19.157	
18	1:22.247	+0.591	15:36:32.186	3	1:25.728	+2.937	14:09:46.067	34	1:24.438	+1.577	17:56:43.595	
19	1:08:20.215	16:58.559	16:44:52.401	4	1:29.149	+6.358	14:11:15.216	(64) DEMOULIN Fabian	1	1:31.570	+8.547	14:06:43.671
20	1:26.270	+4.614	16:46:18.671	5	1:26.908	+4.117	14:12:42.124	2	1:29.757	+6.734	14:08:13.428	
21	1:22.688	+1.032	16:47:41.359	6	1:23.937	+1.146	14:14:06.061	3	1:28.951	+4.298	14:09:42.379	
22	1:21.964	+0.308	16:49:03.323	7	1:23.762	+0.971	14:15:29.823	4	1:26.215	+3.192	14:11:08.594	
23	1:22.697	+1.041	16:50:26.020	8	1:25.625	+2.834	14:16:55.448	5	1:26.115	+3.092	14:12:34.709	
24	1:21.656		16:51:47.676	9	1:23.839	+1.048	14:18:19.287	6	1:26.007	+2.984	14:14:00.716	
25	1:23.150	+1.494	16:53:10.826	10	1:03:39.220	12:16.429	15:21:58.507	7	1:25.597	+2.574	14:15:26.313	
26	1:22.679	+1.023	16:54:33.505	11	1:26.680	+3.889	15:23:25.187	8	1:27.762	+4.739	14:16:54.075	
27	1:22.459	+0.803	16:55:55.964	12	1:29.854	+7.063	15:24:55.041	9	1:24.147	+1.124	14:18:18.222	
28	1:22.211	+0.555	16:57:18.175	13	1:28.582	+5.791	15:26:23.623	10	1:03:30.609	12:07.586	15:21:48.831	
(44) FREROTTE Patrick				14	1:26.133	+3.342	15:27:49.756	11	1:33.256	+10.233	15:23:22.087	
1	1:27.433	+5.249	14:06:33.125	15	1:28.356	+5.565	15:29:18.112	12	1:31.760	+8.737	15:24:53.847	
2	1:22.701	+0.517	14:07:55.826	16	1:29.810	+7.019	15:30:47.922	13	1:28.510	+5.487	15:26:22.357	
3	1:23.398	+1.214	14:09:19.224	17	1:26.866	+4.075	15:32:14.788	14	1:25.917	+2.894	15:27:48.274	
4	1:24.595	+2.411	14:10:43.819	18	1:28.897	+6.106	15:33:43.685	15	1:26.266	+3.243	15:29:14.540	
5	4:39.400	+3:17.216	14:15:23.219	19	1:28.927	+6.136	15:35:12.612	16	1:26.510	+3.487	15:30:41.050	
6	1:25.485	+3.301	14:16:48.704	20	1:26.457	+3.666	15:36:39.069	17	1:25.916	+2.893	15:32:06.966	
7	1:25.565	+3.381	14:18:14.269	21	1:25.328	+2.537	15:38:04.397	18	1:23.023		15:33:29.989	
8	1:03:59.688	12:37.504	15:22:13.957	22	1:04:35.961	13:13.170	16:42:40.358	19	1:24.116	+1.093	15:34:54.105	
9	1:27.666	+5.482	15:23:41.623	23	1:27.804	+5.013	16:44:08.162	20	1:23.625	+0.602	15:36:17.730	
10	1:29.149	+6.965	15:25:10.772	24	1:28.211	+5.420	16:45:36.373	21	1:24.404	+1.381	15:37:42.134	
11	1:26.895	+4.711	15:26:37.667	25	1:23.877	+1.086	16:47:00.250	22	1:04:23.888	13:00.865	16:42:06.022	
12	1:24.475	+2.291	15:28:02.142	26	1:23.182	+0.391	16:48:23.432	23	1:32.840	+9.817	16:43:38.862	
13	1:24.594	+2.410	15:29:26.736	27	1:23.628	+0.837	16:49:47.060	24	1:28.017	+4.994	16:45:06.879	
14	1:23.568	+1.384	15:30:50.304	28	1:22.791		16:51:09.851	25	1:25.016	+1.993	16:46:31.895	
15	1:26.193	+4.009	15:32:16.497	29	1:24.941	+2.150	16:52:34.792	26	1:26.270	+3.247	16:47:58.165	
16	1:26.462	+4.278	15:33:42.959	30	1:23.012	+0.221	16:53:57.804	27	1:24.828	+1.805	16:49:22.993	
17	1:23.849	+1.665	15:35:06.808	31	1:26.293	+3.502	16:55:24.097	28	1:27.276	+4.253	16:50:50.269	
18	1:22.184		15:36:28.992	(21) PILATTE Arnaud	1	1:30.694	+7.833	15:03:47.840	29	1:23.694	+0.671	16:52:13.963
19	1:22.451	+0.267	15:37:51.443					30	1:23.523	+0.500	16:53:37.486	
								31	1:24.237	+1.214	16:55:01.723	

Chief of Timing & Scoring

Orbits

Race Director

www.mylaps.com

Licensed to: Races Information Services SPRL

# OM Racing


OM Racing TrackDays

Session 2

Practice started at 14:02:48

METTET 2,280 km

24-04-26 14:00



Lap	Lap Tm	Diff	Time of Day
32	1:24.742	+1.719	16:56:26.465
33	1:25.503	+2.480	16:57:51.968
<b>(82) SCAUFLAIRE Dorian</b>			
1	1:27.747	+4.627	14:07:17.487
2	1:26.309	+3.189	14:08:43.796
3	1:26.947	+3.827	14:10:10.743
4	<b>1:23.120</b>		14:11:33.863
5	1:12:29.855	11:06.735	15:24:03.718
6	1:34.262	+11.142	15:25:37.980
7	1:28.970	+5.850	15:27:06.950
8	1:27.998	+4.878	15:28:34.948
9	1:25.796	+2.676	15:30:00.744
10	1:13:03.220	11:40.100	16:43:03.964
11	1:28.209	+5.089	16:44:32.173
12	1:27.056	+3.936	16:45:59.229
13	1:26.188	+3.068	16:47:25.417
14	1:28.599	+5.479	16:48:54.016
15	1:28.697	+5.577	16:50:22.713
16	1:28.320	+5.200	16:51:51.033
<b>(14) KORONIDIS Aurelien</b>			
1	1:39.631	+16.373	15:04:52.510
2	1:42.435	+19.177	15:06:34.945
3	1:35.182	+11.924	15:08:10.127
4	1:32.934	+9.676	15:09:43.061
5	1:36.946	+13.688	15:11:20.007
6	1:30.598	+7.340	15:12:50.605
7	1:28.525	+5.267	15:14:19.130
8	1:37.584	+14.326	15:15:56.714
9	1:33.368	+10.110	15:17:30.082
10	1:04:06.116	12:42.858	16:21:36.198
11	1:31.680	+8.422	16:23:07.878
12	1:31.283	+8.025	16:24:39.161
13	1:29.154	+5.896	16:26:08.315
14	1:31.878	+8.620	16:27:40.193
15	1:32.860	+9.602	16:29:13.053
16	1:30.861	+7.603	16:30:43.914
17	1:28.917	+5.659	16:32:12.831
18	1:31.458	+8.200	16:33:44.289
19	1:27.562	+4.304	16:35:11.851
20	1:24.296	+1.038	16:36:36.147
21	1:28.124	+4.866	16:38:04.271
22	1:03:22.869	11:59.611	17:41:27.140
23	1:28.568	+5.310	17:42:55.708
24	1:27.363	+4.105	17:44:23.071
25	1:26.501	+3.243	17:45:49.572
26	1:26.245	+2.987	17:47:15.817
27	1:27.285	+4.027	17:48:43.102
28	1:25.703	+2.445	17:50:08.805
29	1:26.937	+3.679	17:51:35.742
30	1:25.963	+2.705	17:53:01.705
31	<b>1:23.258</b>		17:54:24.963
32	1:26.839	+3.581	17:55:51.802
33	1:26.101	+2.843	17:57:17.903
<b>(33) BETTENHAUSEN Thierry</b>			
1	1:27.958	+4.665	14:06:53.991
2	1:25.447	+2.154	14:08:19.438
3	1:26.154	+2.861	14:09:45.592
4	1:29.138	+5.845	14:11:14.730
5	1:28.527	+5.234	14:12:43.257
6	<b>1:23.293</b>		14:14:06.550
7	1:24.706	+1.413	14:15:31.256
8	1:26.211	+2.918	14:16:57.467
9	1:26.341	+3.048	14:18:23.808

Lap	Lap Tm	Diff	Time of Day
10	1:03:36.721	12:13.428	15:22:00.529
11	1:25.070	+1.777	15:23:25.599
12	1:29.630	+6.337	15:24:55.229
13	1:27.689	+4.396	15:26:22.918
14	1:26.209	+2.916	15:27:49.127
15	1:27.637	+4.344	15:29:16.764
16	1:30.199	+6.906	15:30:46.963
17	1:27.180	+3.887	15:32:14.143
18	1:28.756	+5.463	15:33:42.899
19	1:28.563	+5.270	15:35:11.462
20	1:27.114	+3.821	15:36:38.576
21	1:26.567	+3.274	15:38:05.143
22	1:04:39.071	13:15.778	16:42:44.214
23	1:26.661	+3.368	16:44:10.875
24	1:27.989	+4.696	16:45:38.864
25	1:25.891	+2.598	16:47:04.755
26	1:27.202	+3.909	16:48:31.957
27	1:31.241	+7.948	16:50:03.198
28	1:28.946	+5.653	16:51:32.144
29	1:30.177	+6.884	16:53:02.321
30	1:30.681	+7.388	16:54:33.002
31	1:31.327	+8.034	16:56:04.329
32	1:33.109	+9.816	16:57:37.438
<b>(85) TIFFANNEAU Geoffrey</b>			
1	1:29.795	+6.410	14:25:55.078
2	1:30.697	+7.312	14:27:25.775
3	1:30.044	+6.659	14:28:55.819
4	1:28.379	+4.994	14:30:24.198
5	1:25.535	+2.150	14:31:49.733
6	1:25.776	+2.391	14:33:15.509
7	1:24.708	+1.323	14:34:40.217
8	1:25.357	+1.972	14:36:05.574
9	1:24.172	+0.787	14:37:29.746
10	1:05:36.484	14:13.099	15:43:06.230
11	1:30.706	+7.321	15:44:36.936
12	1:29.545	+6.160	15:46:06.481
13	1:28.308	+4.923	15:47:34.789
14	1:29.698	+6.313	15:49:04.487
15	1:27.438	+4.053	15:50:31.925
16	1:28.501	+5.116	15:52:00.426
17	1:27.693	+4.308	15:53:28.119
18	1:26.449	+3.064	15:54:54.568
19	1:24.898	+1.513	15:56:19.466
20	1:24.592	+1.207	15:57:44.058
21	1:05:09.818	13:46.433	17:02:53.876
22	1:26.820	+3.435	17:04:20.696
23	1:25.261	+1.876	17:05:45.957
24	1:24.177	+0.792	17:07:10.134
25	1:24.402	+1.017	17:08:34.536
26	1:25.520	+2.135	17:10:00.056
27	1:24.560	+1.175	17:11:24.616
28	1:24.083	+0.698	17:12:48.699
29	1:23.740	+0.355	17:14:12.439
30	<b>1:23.385</b>		17:15:35.824
31	1:24.334	+0.949	17:17:00.158
<b>(53) MALEMPRE Hugo</b>			
1	1:28.848	+5.259	14:07:17.717
2	1:29.702	+6.113	14:08:47.419
3	1:26.627	+3.038	14:10:14.046
4	1:26.349	+2.760	14:11:40.395
5	1:29.813	+6.224	14:13:10.208
6	1:32.154	+8.565	14:14:42.362
7	1:07:09.191	15:45.602	15:21:51.553
8	1:31.797	+8.208	15:23:23.350

Lap	Lap Tm	Diff	Time of Day
9	1:29.987	+6.398	15:24:53.337
10	1:26.557	+2.968	15:26:19.894
11	1:25.348	+1.759	15:27:45.242
12	1:26.964	+3.375	15:29:12.206
13	1:24.631	+1.042	15:30:36.837
14	1:24.710	+1.121	15:32:01.547
15	<b>1:23.589</b>		15:33:25.136
16	1:24.137	+0.548	15:34:49.273
17	1:07:19.561	15:55.972	16:42:08.834
18	1:31.920	+8.331	16:43:40.754
19	1:27.082	+3.493	16:45:07.836
20	1:28.772	+5.183	16:46:36.608
21	1:28.663	+5.074	16:48:05.271
22	1:29.582	+5.993	16:49:34.853
23	1:25.311	+1.722	16:51:00.164
24	1:29.087	+5.498	16:52:29.251
25	1:28.210	+4.621	16:53:57.461
<b>(30) BEECKMANS Dyan</b>			
1	1:31.501	+7.910	15:04:11.433
2	1:33.080	+9.489	15:05:44.513
3	1:30.015	+6.424	15:07:14.528
4	1:31.162	+7.571	15:08:45.690
5	1:30.316	+6.725	15:10:16.006
6	1:29.506	+5.915	15:11:45.512
7	1:29.215	+5.624	15:13:14.727
8	1:27.123	+3.532	15:14:41.850
9	1:30.291	+6.700	15:16:12.141
10	1:30.397	+6.806	15:17:42.538
11	1:04:04.188	12:40.597	16:21:46.726
12	1:31.229	+7.638	16:23:17.955
13	1:24.614	+1.023	16:24:42.569
14	1:26.530	+2.939	16:26:09.099
15	1:29.591	+6.000	16:27:38.690
16	1:29.385	+5.794	16:29:08.075
17	1:26.723	+3.132	16:30:34.798
18	<b>1:23.591</b>		16:31:58.389
19	1:23.645	+0.054	16:33:22.034
20	1:24.507	+0.916	16:34:46.541
21	1:30.184	+6.593	16:36:16.725
22	1:24.265	+0.674	16:37:40.990
23	1:04:23.375	12:59.784	17:42:04.365
24	1:25.492	+1.901	17:43:29.857
25	4:26.447	+3:02.856	17:47:56.304
26	1:26.018	+2.427	17:49:22.322
27	1:27.092	+3.501	17:50:49.414
28	1:24.774	+1.183	17:52:14.188
29	1:29.375	+5.784	17:53:43.563
30	1:26.189	+2.598	17:55:09.752
<b>(37) D'ANTONIO Damiano</b>			
1	1:27.617	+3.415	14:07:33.378
2	1:26.466	+2.264	14:08:59.844
3	1:25.013	+0.811	14:10:24.857
4	1:25.963	+1.761	14:11:50.820
5	1:25.320	+1.118	14:13:16.140
6	1:26.276	+2.074	14:14:42.416
7	1:08:54.074	17:29.872	15:23:36.490
8	1:24.801	+0.599	15:25:01.291
9	<b>1:24.202</b>		15:26:25.493
10	1:25.451	+1.249	15:27:50.944
11	1:25.896	+1.694	15:29:16.840
12	1:25.716	+1.514	15:30:42.556
13	1:26.555	+2.353	15:32:09.111
<b>(135) MADAG</b>			

# OM Racing


OM Racing TrackDays

Session 2

Practice started at 14:02:48

METTET 2,280 km

24-04-26 14:00



Lap	Lap Tm	Diff	Time of Day	Lap	Lap Tm	Diff	Time of Day	Lap	Lap Tm	Diff	Time of Day
1	1:28.799	+4.305	14:25:08.382	11	1:29.589	+4.644	15:24:37.682	7	1:29.094	+3.230	15:12:27.135
2	1:29.895	+5.401	14:26:38.277	12	1:28.619	+3.674	15:26:06.301	8	1:26.700	+0.836	15:13:53.835
3	1:26.919	+2.425	14:28:05.196	13	1:30.934	+5.989	15:27:37.235	9	1:27.638	+1.774	15:15:21.473
4	1:26.423	+1.929	14:29:31.619	14	1:30.732	+5.787	15:29:07.967	10	1:29.058	+3.194	15:16:50.531
5	1:26.245	+1.751	14:30:57.864	15	1:29.247	+4.302	15:30:37.214	11	1:04:27.289	13:01.425	16:21:17.820
6	1:28.084	+3.590	14:32:25.948	16	1:29.866	+4.921	15:32:07.080	12	1:28.713	+2.849	16:22:46.533
7	1:11:34.728	10:10.234	15:44:00.676	17	1:26.800	+1.855	15:33:33.880	13	1:31.838	+5.974	16:24:18.371
8	1:29.294	+4.800	15:45:29.970	18	1:26.858	+1.913	15:35:00.738	14	1:30.739	+4.875	16:25:49.110
9	1:26.005	+1.511	15:46:55.975	19	<b>1:24.945</b>		15:36:25.683	15	1:31.370	+5.506	16:27:20.480
10	1:25.978	+1.484	15:48:21.953	20	1:25.074	+0.129	15:37:50.757	16	1:29.265	+3.401	16:28:49.745
11	1:26.218	+1.724	15:49:48.171	21	1:04:04.932	12:39.987	16:41:55.689	17	1:30.095	+4.231	16:30:19.840
12	<b>1:24.494</b>		15:51:12.665	22	1:31.920	+6.975	16:43:27.609	18	1:29.232	+3.368	16:31:49.072
13	1:26.829	+2.335	15:52:39.494	23	1:30.932	+5.987	16:44:58.541	19	1:27.338	+1.474	16:33:16.410
14	1:25.392	+0.898	15:54:04.886	24	1:31.947	+7.002	16:46:30.488	20	1:29.669	+3.805	16:34:46.079
<b>(18) VALDOR France</b>				25	1:33.533	+8.588	16:48:04.021	21	1:31.976	+6.112	16:36:18.055
1	1:31.364	+6.864	15:03:35.957	26	1:34.718	+9.773	16:49:38.739	22	1:28.379	+2.515	16:37:46.434
2	1:30.038	+5.538	15:05:05.995	<b>(69) BOEZ Sandra</b>				23	1:03:32.736	12:06.872	17:41:19.170
3	1:29.646	+5.146	15:06:35.641	1	1:32.056	+7.003	14:07:33.056	24	1:28.052	+2.188	17:42:47.222
4	1:29.301	+4.801	15:08:04.942	2	1:28.227	+3.174	14:09:01.283	25	1:28.783	+2.919	17:44:16.005
5	1:28.778	+4.278	15:09:33.720	3	1:27.132	+2.079	14:10:28.415	26	1:27.732	+1.868	17:45:43.737
6	1:26.244	+1.744	15:10:59.964	4	1:27.758	+2.705	14:11:56.173	27	1:28.859	+2.995	17:47:12.596
7	1:27.038	+2.538	15:12:27.002	5	<b>1:25.053</b>		14:13:21.226	28	1:27.704	+1.840	17:48:40.300
8	1:24.927	+0.427	15:13:51.929	6	1:25.441	+0.388	14:14:46.667	29	1:26.986	+1.122	17:50:07.286
9	1:26.149	+1.649	15:15:18.078	7	1:25.118	+0.065	14:16:11.785	30	1:27.726	+1.862	17:51:35.012
10	1:25.302	+0.802	15:16:43.380	8	1:26:49.665	15:24.612	16:43:01.450	31	1:26.815	+0.951	17:53:01.827
11	6:57.549	+5:33.049	15:23:40.929	9	1:33.562	+8.509	16:44:35.012	32	1:28.120	+2.256	17:54:29.947
12	1:29.161	+4.661	15:25:10.090	10	1:29.944	+4.891	16:46:04.956	33	1:28.038	+2.174	17:55:57.985
13	1:27.178	+2.678	15:26:37.268	11	1:29.879	+4.826	16:47:34.835	34	<b>1:25.864</b>		17:57:23.849
14	1:26.472	+1.972	15:28:03.740	12	1:27.757	+2.704	16:49:02.592	<b>(56) NAGY Aurele</b>			
15	<b>1:24.500</b>		15:29:28.240	13	1:28.552	+3.499	16:50:31.144	1	1:31.522	+5.276	14:06:55.811
16	52:21.138	50:56.638	16:21:49.378	<b>(49)</b>				2	1:29.809	+3.563	14:08:25.620
17	1:30.994	+6.494	16:23:20.372	1	1:28.331	+2.792	14:07:14.685	3	1:30.004	+3.758	14:09:55.624
18	1:28.458	+3.958	16:24:48.830	2	1:28.433	+2.894	14:08:43.118	4	1:29.371	+3.125	14:11:24.995
19	1:27.273	+2.773	16:26:16.103	3	1:28.955	+3.416	14:10:12.073	5	1:31.364	+5.118	14:12:56.359
20	1:28.548	+4.048	16:27:44.651	4	1:28.014	+2.475	14:11:40.087	6	1:29.196	+2.950	14:14:25.555
21	1:27.480	+2.980	16:29:12.131	5	1:29.532	+3.993	14:13:09.619	7	1:30.491	+4.245	14:15:56.046
22	1:30.260	+5.760	16:30:42.391	6	1:08:35.297	17:09.758	15:21:44.916	8	1:31.484	+5.238	14:17:27.530
23	1:29.295	+4.795	16:32:11.686	7	1:29.466	+3.927	15:23:14.382	9	1:05:38.448	14:12.202	15:23:05.978
24	1:26.488	+1.988	16:33:38.174	8	1:30.754	+5.215	15:24:45.136	10	1:29.432	+3.186	15:24:35.410
25	1:27.396	+2.896	16:35:05.570	9	1:29.177	+3.638	15:26:14.313	11	1:30.350	+4.104	15:26:05.760
26	1:24.858	+0.358	16:36:30.428	10	1:30.635	+5.096	15:27:44.948	12	1:29.859	+3.613	15:27:35.619
27	1:27.250	+2.750	16:37:57.678	11	1:27.598	+2.059	15:29:12.546	13	1:29.958	+3.712	15:29:05.577
28	1:03:51.762	12:27.262	17:41:49.440	12	4:29.066	+3:03.527	15:33:41.612	14	<b>1:26.246</b>		15:30:31.823
29	1:29.330	+4.830	17:43:18.770	13	1:29.040	+3.501	15:35:10.652	15	1:26.266	+0.020	15:31:58.089
30	1:34.627	+10.127	17:44:53.397	14	1:31.337	+5.798	15:36:41.989	16	1:26.963	+0.717	15:33:25.052
31	1:31.769	+7.269	17:46:25.166	15	1:05:14.377	13:48.838	16:41:56.366	17	1:11:42.044	10:15.798	16:45:07.096
32	1:31.215	+6.715	17:47:56.381	16	1:32.159	+6.620	16:43:28.525	18	1:28.562	+2.316	16:46:35.658
33	1:33.574	+9.074	17:49:29.955	17	1:30.012	+4.473	16:44:58.537	19	1:28.344	+2.098	16:48:04.002
34	1:28.853	+4.353	17:50:58.808	18	1:27.880	+2.341	16:46:26.417	20	1:28.585	+2.339	16:49:32.587
35	1:29.783	+5.283	17:52:28.591	19	1:28.558	+3.019	16:47:54.975	21	1:26.945	+0.699	16:50:59.532
36	1:31.385	+6.885	17:53:59.976	20	1:27.824	+2.285	16:49:22.799	22	1:29.168	+2.922	16:52:28.700
37	1:32.983	+8.483	17:55:32.959	21	1:30.599	+5.060	16:50:53.398	23	1:28.142	+1.896	16:53:56.842
38	1:26.648	+2.148	17:56:59.607	22	1:30.619	+5.080	16:52:24.017	24	1:27.728	+1.482	16:55:24.570
<b>(59) TRIPNEAU Laetitia</b>				23	1:30.011	+4.472	16:53:54.028	25	1:30.579	+4.333	16:56:55.149
1	1:29.356	+4.411	14:06:49.394	24	1:25.856	+0.317	16:55:19.884	<b>(75) KOVACKS Emmanuel</b>			
2	1:27.769	+2.824	14:08:17.163	25	<b>1:25.539</b>		16:56:45.423	1	<b>1:26.349</b>		14:24:15.560
3	1:27.689	+2.744	14:09:44.852	<b>(22) RENARD Bryan</b>				<b>(34) BOUCHAT Vincent</b>			
4	1:30.708	+5.763	14:11:15.560	1	1:32.489	+6.625	15:03:30.534	1	1:28.679	+2.280	15:23:08.760
5	1:30.293	+5.348	14:12:45.853	2	1:28.939	+3.075	15:04:59.473	2	1:28.343	+1.944	15:24:37.103
6	1:30.375	+5.430	14:14:16.228	3	1:30.158	+4.294	15:06:29.631	3	1:29.268	+2.869	15:26:06.371
7	1:27.715	+2.770	14:15:43.943	4	1:31.593	+5.729	15:08:01.224	4	1:30.206	+3.807	15:27:36.577
8	1:28.257	+3.312	14:17:12.200	5	1:30.471	+4.607	15:09:31.695	5	1:29.541	+3.142	15:29:06.118
9	1:04:26.831	13:01.886	15:21:39.031	6	1:26.346	+0.482	15:10:58.041	6	1:28.849	+2.450	15:30:34.967
10	1:29.062	+4.117	15:23:08.093								

Chief of Timing & Scoring

Orbits

Race Director

www.mylaps.com

Licensed to: Races Information Services SPRL

# OM Racing


OM Racing TrackDays

Session 2

Practice started at 14:02:48

METTET 2,280 km

24-04-26 14:00



Lap	Lap Tm	Diff	Time of Day
7	1:26.979	+0.580	15:32:01.946
8	<b>1:26.399</b>		15:33:28.345
9	1:26.726	+0.327	15:34:55.071
10	1:27.160	+0.761	15:36:22.231
11	1:27.878	+1.479	15:37:50.109
12	1:04:05.721	12:39.322	16:41:55.830
13	1:32.105	+5.706	16:43:27.935
14	1:28.522	+2.123	16:44:56.457
15	1:29.278	+2.879	16:46:25.735
<b>(29) KEMP Joris</b>			
1	1:32.248	+5.518	15:03:45.985
2	1:33.805	+7.075	15:05:19.790
3	1:29.898	+3.168	15:06:49.688
4	1:33.595	+6.865	15:08:23.283
5	1:28.848	+2.118	15:09:52.131
6	1:29.754	+3.024	15:11:21.885
7	<b>1:26.730</b>		15:12:48.615
8	1:28.654	+1.924	15:14:17.269
<b>(31) ACQUISTO Simon</b>			
1	1:29.278	+2.527	14:06:42.273
2	1:31.221	+4.470	14:08:13.494
3	1:31.568	+4.817	14:09:45.062
4	1:32.045	+5.294	14:11:17.107
5	1:32.094	+5.343	14:12:49.201
6	1:29.934	+3.183	14:14:19.135
7	1:29.689	+2.938	14:15:48.824
8	1:32.603	+5.852	14:17:21.427
9	1:05:15.416	13:48.665	15:22:36.843
10	1:32.462	+5.711	15:24:09.305
11	1:34.613	+7.862	15:25:43.918
12	1:31.950	+5.199	15:27:15.868
13	1:31.081	+4.330	15:28:46.949
14	1:30.734	+3.983	15:30:17.683
15	1:29.018	+2.267	15:31:46.701
16	1:29.658	+2.907	15:33:16.359
17	1:30.564	+3.813	15:34:46.923
18	1:27.062	+0.311	15:36:13.985
19	1:28.135	+1.384	15:37:42.120
20	1:04:24.825	12:58.074	16:42:06.945
21	1:33.654	+6.903	16:43:40.599
22	1:28.997	+2.246	16:45:09.596
23	1:28.698	+1.947	16:46:38.294
24	1:28.688	+1.937	16:48:06.982
25	1:29.120	+2.369	16:49:36.102
26	1:28.906	+2.155	16:51:05.008
27	1:26.825	+0.074	16:52:31.833
28	1:27.817	+1.066	16:53:59.650
29	1:28.312	+1.561	16:55:27.962
30	<b>1:26.751</b>		16:56:54.713
<b>(5) CASSART Bruno</b>			
1	1:30.804	+3.969	15:04:16.366
2	1:30.340	+3.505	15:05:46.706
3	1:28.448	+1.613	15:07:15.154
4	1:34.836	+8.001	15:08:49.990
5	1:28.936	+2.101	15:10:18.926
6	1:31.500	+4.665	15:11:50.426
7	1:26.979	+0.144	15:13:17.405
8	1:27.294	+0.459	15:14:44.699
9	1:29.471	+2.636	15:16:14.170
10	1:29.334	+2.499	15:17:43.504
11	1:05:23.739	13:56.904	16:23:07.243
12	1:31.028	+4.193	16:24:38.271
13	1:39.158	+12.323	16:26:17.429

Lap	Lap Tm	Diff	Time of Day
14	1:43.611	+16.776	16:28:01.040
15	1:32.092	+5.257	16:29:33.132
16	1:37.800	+10.965	16:31:10.932
17	1:29.239	+2.404	16:32:40.171
18	<b>1:26.835</b>		16:34:07.006
19	1:33.897	+7.062	16:35:40.903
20	1:28.041	+1.206	16:37:08.944
<b>(13) KEMP Corale</b>			
1	1:30.893	+3.944	15:03:49.013
2	1:35.602	+8.653	15:05:24.615
3	2:35.761	+1:08.812	15:08:00.376
4	1:31.369	+4.420	15:09:31.745
5	1:28.117	+1.168	15:10:59.862
6	1:31.209	+4.260	15:12:31.071
7	1:36.857	+9.908	15:14:07.928
8	1:30.146	+3.197	15:15:38.074
9	1:32.306	+5.357	15:17:10.380
10	1:04:19.654	12:52.705	16:21:30.034
11	1:30.630	+3.681	16:23:00.664
12	1:30.552	+3.603	16:24:31.216
13	1:27.782	+0.833	16:25:58.998
14	1:27.695	+0.746	16:27:26.693
15	1:32.624	+5.675	16:28:59.317
16	<b>1:26.949</b>		16:30:26.266
17	1:28.666	+1.717	16:31:54.932
18	1:29.599	+2.650	16:33:24.531
19	1:27.890	+0.941	16:34:52.421
20	1:28.842	+1.893	16:36:21.263
21	1:39.971	+13.022	16:38:01.234
22	1:03:29.512	12:02.563	17:41:30.746
23	1:34.751	+7.802	17:43:05.497
24	1:33.568	+6.619	17:44:39.065
25	1:31.491	+4.542	17:46:10.556
26	1:36.280	+9.331	17:47:46.836
27	1:31.240	+4.291	17:49:18.076
28	1:31.559	+4.610	17:50:49.635
29	1:30.072	+3.123	17:52:19.707
30	1:32.248	+5.299	17:53:51.955
31	1:30.411	+3.462	17:55:22.366
32	1:31.493	+4.544	17:56:53.859
<b>(23) TASSIER Steve-Georges</b>			
1	1:39.586	+12.581	15:04:51.857
2	1:32.187	+5.182	15:06:24.044
3	1:32.102	+5.097	15:07:56.146
4	1:31.044	+4.039	15:09:27.190
5	1:29.178	+2.173	15:10:56.368
6	1:31.242	+4.237	15:12:27.610
7	1:29.203	+2.198	15:13:56.813
8	1:31.229	+4.224	15:15:28.042
9	1:29.006	+2.001	15:16:57.048
10	1:04:23.485	12:56.480	16:21:20.533
11	1:35.677	+8.672	16:22:56.210
12	1:30.370	+3.365	16:24:26.580
13	1:27.689	+0.684	16:25:54.269
14	1:28.698	+1.693	16:27:22.967
15	<b>1:27.005</b>		16:28:49.972
16	1:12:58.137	1:13:1.132	17:41:48.109
17	1:31.088	+4.083	17:43:19.197
18	1:30.664	+3.659	17:44:49.861
19	1:29.379	+2.374	17:46:19.240
20	1:28.489	+1.484	17:47:47.729
21	1:29.002	+1.997	17:49:16.731
22	1:29.233	+2.228	17:50:45.964
23	1:28.969	+1.964	17:52:14.933

Lap	Lap Tm	Diff	Time of Day
24	1:30.193	+3.188	17:53:45.126
25	1:27.609	+0.604	17:55:12.735
26	1:28.329	+1.324	17:56:41.064
<b>(90) TANCRE Claude</b>			
1	1:28.771	+1.492	15:24:12.188
2	1:33.082	+5.803	15:25:45.270
3	<b>1:27.279</b>		15:27:12.549
4	1:27.357	+0.078	15:28:39.906
5	1:27.690	+0.411	15:30:07.596
<b>(4) CASSART Maxime</b>			
1	1:30.727	+3.424	15:04:10.074
2	1:31.438	+4.135	15:05:41.512
3	1:30.574	+3.271	15:07:12.086
4	1:30.348	+3.045	15:08:42.434
5	1:31.230	+3.927	15:10:13.664
6	1:32.005	+4.702	15:11:45.669
7	1:31.483	+4.180	15:13:17.152
8	1:28.020	+0.717	15:14:45.172
9	1:33.471	+6.168	15:16:18.643
10	1:27.476	+0.173	15:17:46.119
11	1:04:27.342	13:00.039	16:22:13.461
12	1:28.256	+0.953	16:23:41.717
13	1:30.261	+2.958	16:25:11.978
14	1:29.532	+2.229	16:26:41.510
15	1:29.750	+2.447	16:28:11.260
16	1:29.337	+2.034	16:29:40.597
17	1:31.795	+4.492	16:31:12.392
18	1:29.197	+1.894	16:32:41.589
19	1:27.923	+0.620	16:34:09.512
20	1:30.912	+3.609	16:35:40.424
21	<b>1:27.303</b>		16:37:07.727
22	1:04:50.824	13:23.521	17:41:58.551
23	1:31.937	+4.634	17:43:30.488
24	1:30.957	+3.654	17:45:01.445
25	1:32.773	+5.470	17:46:34.218
26	1:31.811	+4.508	17:48:06.029
27	1:32.578	+5.275	17:49:38.607
28	1:31.643	+4.340	17:51:10.250
29	1:32.655	+5.352	17:52:42.905
30	1:31.741	+4.438	17:54:14.646
31	1:30.014	+2.711	17:55:44.660
32	1:30.655	+3.352	17:57:15.315
<b>(32) BERDOUX Dylan</b>			
1	1:32.318	+4.118	14:07:02.526
2	1:30.831	+2.631	14:08:33.357
3	1:30.111	+1.911	14:10:03.468
4	1:28.379	+0.179	14:11:31.847
5	1:30.020	+1.820	14:13:01.867
6	1:29.867	+1.667	14:14:31.734
7	1:30.668	+2.468	14:16:02.402
8	1:30.746	+2.546	14:17:33.148
9	1:04:33.161	13:04.961	15:22:06.309
10	1:32.358	+4.158	15:23:38.667
11	1:32.626	+4.426	15:25:11.293
12	1:29.518	+1.318	15:26:40.811
13	1:30.450	+2.250	15:28:11.261
14	1:29.424	+1.224	15:29:40.685
15	<b>1:28.200</b>		15:31:08.885
16	1:30.279	+2.079	15:32:39.164
17	1:31.332	+3.132	15:34:10.496
18	1:29.622	+1.422	15:35:40.118
19	1:31.187	+2.987	15:37:11.305
20	1:05:04.070	13:35.870	16:42:15.375

Chief of Timing & Scoring Orbits

Race Director www.mylaps.com

Printed: 24-04-26 18:34:15 Licensed to: Races Information Services SPRL

Page 11/14

# OM Racing


OM Racing TrackDays

METTET 2,280 km

Session 2

24-04-26 14:00

Practice started at 14:02:48



Lap	Lap Tm	Diff	Time of Day
21	1:32.642	+4.442	16:43:48.017
22	1:30.735	+2.535	16:45:18.752
23	1:29.186	+0.986	16:46:47.938
24	1:30.160	+1.960	16:48:18.098
25	1:30.277	+2.077	16:49:48.375
26	1:29.540	+1.340	16:51:17.915
27	1:28.280	+0.080	16:52:46.195
28	1:31.170	+2.970	16:54:17.365
29	1:29.797	+1.597	16:55:47.162
30	1:29.216	+1.016	16:57:16.378
<b>(54) MASQUELIER Gil</b>			
1	1:31.320	+2.690	14:07:41.752
2	1:30.460	+1.830	14:09:12.212
3	1:30.540	+1.910	14:10:42.752
4	1:31.303	+2.673	14:12:14.055
5	1:28.857	+0.227	14:13:42.912
6	1:28.962	+0.332	14:15:11.874
7	<b>1:28.630</b>		14:16:40.504
8	1:29.798	+1.168	14:18:10.302
9	1:04:53.276	13:24.646	15:23:03.578
10	1:30.354	+1.724	15:24:33.932
11	1:30.912	+2.282	15:26:04.844
12	1:30.136	+1.506	15:27:34.980
13	1:29.749	+1.119	15:29:04.729
14	1:31.975	+3.345	15:30:36.704
15	1:12:38.199	11:09.569	16:43:14.903
16	1:32.367	+3.737	16:44:47.270
17	1:31.071	+2.441	16:46:18.341
18	1:31.540	+2.910	16:47:49.881
19	1:31.752	+3.122	16:49:21.633
20	1:31.309	+2.679	16:50:52.942
21	1:30.028	+1.398	16:52:22.970
<b>(1) ANTOINE Fabrice</b>			
1	1:35.294	+6.519	15:03:54.629
2	1:39.890	+11.115	15:05:34.519
3	1:38.668	+9.893	15:07:13.187
4	1:38.634	+9.859	15:08:51.821
5	1:38.160	+9.385	15:10:29.981
6	1:40.414	+11.639	15:12:10.395
7	1:34.980	+6.205	15:13:45.375
8	1:43.539	+14.764	15:15:28.914
9	1:34.454	+5.679	15:17:03.368
10	1:04:26.695	12:57.920	16:21:30.063
11	1:38.238	+9.463	16:23:08.301
12	1:32.602	+3.827	16:24:40.903
13	1:33.215	+4.440	16:26:14.118
14	1:30.844	+2.069	16:27:44.962
15	1:37.318	+8.543	16:29:22.280
16	1:33.579	+4.804	16:30:55.859
17	1:31.382	+2.607	16:32:27.241
18	1:30.544	+1.769	16:33:57.785
19	<b>1:28.775</b>		16:35:26.560
20	1:30.549	+1.774	16:36:57.109
21	1:04:24.983	12:56.208	17:41:22.092
22	1:30.304	+1.529	17:42:52.396
23	1:31.025	+2.250	17:44:23.421
24	1:35.744	+6.969	17:45:59.165
25	1:33.180	+4.405	17:47:32.345
26	1:30.958	+2.183	17:49:03.303
27	1:31.373	+2.598	17:50:34.676
28	1:36.282	+7.507	17:52:10.958
29	1:30.390	+1.615	17:53:41.348
30	1:30.877	+2.102	17:55:12.225
31	1:30.903	+2.128	17:56:43.128

Lap	Lap Tm	Diff	Time of Day
<b>(12)IVALDI Christian</b>			
1	1:35.754	+6.718	15:03:44.829
2	1:42.000	+12.964	15:05:26.829
3	1:35.435	+6.399	15:07:02.264
4	1:33.426	+4.390	15:08:35.690
5	1:32.870	+3.834	15:10:08.560
6	1:31.947	+2.911	15:11:40.507
7	1:31.157	+2.121	15:13:11.664
8	1:29.992	+0.956	15:14:41.656
9	1:29.327	+0.291	15:16:10.983
10	1:29.095	+0.059	15:17:40.078
11	1:03:47.170	12:18.134	16:21:27.248
12	1:33.230	+4.194	16:23:00.478
13	1:31.761	+2.725	16:24:32.239
14	1:31.062	+2.026	16:26:03.301
15	1:33.198	+4.162	16:27:36.499
16	1:31.314	+2.278	16:29:07.813
17	1:33.786	+4.750	16:30:41.599
18	1:30.488	+1.452	16:32:12.087
19	1:30.831	+1.795	16:33:42.918
20	<b>1:29.036</b>		16:35:11.954
21	1:30.450	+1.414	16:36:42.404
22	1:05:07.655	13:38.619	17:41:50.059
23	1:34.020	+4.984	17:43:24.079
24	1:36.999	+7.963	17:45:01.078
25	1:40.860	+11.824	17:46:41.938
<b>(35) CARREZ Pauline</b>			
1	1:36.917	+7.753	14:07:32.663
2	1:34.510	+5.346	14:09:07.173
3	1:35.160	+5.996	14:10:42.333
4	1:35.837	+6.673	14:12:18.170
5	1:32.741	+3.577	14:13:50.911
6	1:32.957	+3.793	14:15:23.868
7	1:33.517	+4.353	14:16:57.385
8	1:06:12.815	14:43.651	15:23:10.200
9	1:32.132	+2.968	15:24:42.332
10	1:31.269	+2.105	15:26:13.601
11	1:31.177	+2.013	15:27:44.778
12	<b>1:29.164</b>		15:29:13.942
13	1:29.775	+0.611	15:30:43.717
14	1:11:51.323	0:22.159	16:42:35.040
15	1:32.332	+3.168	16:44:07.372
16	1:33.606	+4.442	16:45:40.978
17	1:30.734	+1.570	16:47:11.712
18	1:31.240	+2.076	16:48:42.952
19	1:30.928	+1.764	16:50:13.880
20	1:30.938	+1.774	16:51:44.818
<b>(63) VANSTRYDONCK Rudy</b>			
1	1:30.599	+1.370	14:06:40.470
2	1:30.886	+1.657	14:08:11.356
3	1:30.916	+1.687	14:09:42.272
4	1:31.611	+2.382	14:11:13.883
5	1:33.764	+4.535	14:12:47.647
6	1:32.908	+3.679	14:14:20.555
7	1:32.222	+2.993	14:15:52.777
8	1:32.898	+3.669	14:17:25.675
9	1:04:54.089	13:24.860	15:22:19.764
10	1:35.488	+6.259	15:23:55.252
11	5:16.628	+3:47.399	15:29:11.880
12	1:35.562	+6.333	15:30:47.442
13	1:34.291	+5.062	15:32:21.733
14	1:35.143	+5.914	15:33:56.876
15	1:34.795	+5.566	15:35:31.671

Lap	Lap Tm	Diff	Time of Day
16	1:32.699	+3.470	15:37:04.370
17	1:06:23.110	14:53.881	16:43:27.480
18	1:32.764	+3.535	16:45:00.244
19	1:30.863	+1.634	16:46:31.107
20	1:32.444	+3.215	16:48:03.551
21	1:31.839	+2.610	16:49:35.390
22	<b>1:29.229</b>		16:51:04.619
23	1:30.087	+0.858	16:52:34.706
24	1:30.836	+1.607	16:54:05.542
25	1:32.008	+2.779	16:55:37.550
26	1:33.486	+4.257	16:57:11.036
<b>(26) VERACHTERT Loic</b>			
1	1:35.962	+5.969	15:04:47.845
2	4:06.706	+2:36.713	15:08:54.551
3	1:33.131	+3.138	15:10:27.682
4	1:32.553	+2.560	15:12:00.235
5	1:36.156	+6.163	15:13:36.391
6	1:33.551	+3.558	15:15:09.942
7	1:33.974	+3.981	15:16:43.916
8	1:04:35.384	13:05.391	16:21:19.300
9	1:35.568	+5.575	16:22:54.868
10	1:34.132	+4.139	16:24:29.000
11	1:32.121	+2.128	16:26:01.121
12	1:34.476	+4.483	16:27:35.597
13	1:32.016	+2.023	16:29:07.613
14	1:33.038	+3.045	16:30:40.651
15	1:31.062	+1.069	16:32:11.713
16	1:32.073	+2.080	16:33:43.786
17	<b>1:29.993</b>		16:35:13.779
18	1:31.726	+1.733	16:36:45.505
<b>(8) DERNIER Max</b>			
1	1:35.532	+4.876	15:04:21.837
2	1:35.046	+4.390	15:05:56.883
3	1:36.589	+5.933	15:07:33.472
4	1:33.701	+3.045	15:09:07.173
5	1:33.578	+2.922	15:10:40.751
6	1:32.856	+2.200	15:12:13.607
7	1:32.074	+1.418	15:13:45.681
8	1:33.928	+3.272	15:15:19.609
9	1:35.298	+4.642	15:16:54.907
10	1:04:23.227	12:52.571	16:21:18.134
11	1:36.602	+5.946	16:22:54.736
12	1:34.576	+3.920	16:24:29.312
13	1:32.726	+2.070	16:26:02.038
14	1:35.106	+4.450	16:27:37.144
15	1:33.536	+2.880	16:29:10.680
16	1:32.900	+2.244	16:30:43.580
17	1:31.848	+1.192	16:32:15.428
18	1:32.939	+2.283	16:33:48.367
19	1:32.626	+1.970	16:35:20.993
20	1:32.231	+1.575	16:36:53.224
21	1:04:42.903	13:12.247	17:41:36.127
22	1:31.983	+1.327	17:43:08.110
23	1:32.955	+2.299	17:44:41.065
24	1:33.437	+2.781	17:46:14.502
25	1:34.006	+3.350	17:47:48.508
26	1:32.075	+1.419	17:49:20.583
27	1:31.047	+0.391	17:50:51.630
28	1:31.022	+0.366	17:52:22.652
29	1:31.635	+0.979	17:53:54.287
30	1:33.207	+2.551	17:55:27.494
31	<b>1:30.656</b>		17:56:58.150
<b>(19) PEREZ Luciana</b>			

Chief of Timing & Scoring Orbits

Race Director www.mylaps.com

Printed: 24-04-26 18:34:15 Licensed to: Races Information Services SPRL



# OM Racing


OM Racing TrackDays

Session 2

Practice started at 14:02:48

METTET 2,280 km

24-04-26 14:00



Lap	Lap Tm	Diff	Time of Day
<hr/>			
(25) VAN DAMME Christian			
1	1:48.090	+3.964	15:05:27.199
2	1:47.663	+3.537	15:07:14.862
3	1:47.540	+3.414	15:09:02.402
4	1:44.661	+0.535	15:10:47.063
5	<b>1:44.126</b>		15:12:31.189
6	1:46.961	+2.835	15:14:18.150

Lap	Lap Tm	Diff	Time of Day
<hr/>			
(17) LOPEZ Maria-Elena			
1	1:56.188	+9.693	15:05:48.952
2	1:55.216	+8.721	15:07:44.168
3	1:52.743	+6.248	15:09:36.911
4	1:51.108	+4.613	15:11:28.019
5	1:51.538	+5.043	15:13:19.557
6	1:51.022	+4.527	15:15:10.579
7	1:48.822	+2.327	15:16:59.401
8	1:04:57.557	1:31:11.062	16:21:56.958
9	1:48.478	+1.983	16:23:45.436
10	1:47.806	+1.311	16:25:33.242
11	1:48.956	+2.461	16:27:22.198
12	1:53.799	+7.304	16:29:15.997
13	1:13:34.964	1:14:48.469	17:42:50.961
14	1:55.781	+9.286	17:44:46.742
15	1:52.788	+6.293	17:46:39.530
16	1:52.299	+5.804	17:48:31.829
17	1:47.183	+0.688	17:50:19.012
18	1:48.021	+1.526	17:52:07.033
19	1:47.805	+1.310	17:53:54.838
20	1:47.229	+0.734	17:55:42.067
21	<b>1:46.495</b>		17:57:28.562

Lap	Lap Tm	Diff	Time of Day
-----	--------	------	-------------

Lap	Lap Tm	Diff	Time of Day
-----	--------	------	-------------

Chief of Timing & Scoring Orbits

Race Director

www.mylaps.com

Licensed to: Races Information Services SPRL