

OM Racing

OM Racing TrackDays

METTET 2,280 km

Session 1

24-04-26 09:00

Practice started at 8:41:19

Lap	Lap Tm	Diff	Time of Day	Lap	Lap Tm	Diff	Time of Day	Lap	Lap Tm	Diff	Time of Day
(119) JOLY Christophe				11	1:14.730	+2.705	11:04:12.353	28	3:13.322	+2:00.495	12:33:02.273
1	1:16.403	+5.761	9:44:45.194	12	1:14.011	+1.986	11:05:26.364	29	1:17.773	+4.946	12:34:20.046
2	1:14.528	+3.886	9:45:59.722	13	1:12.746	+0.721	11:06:39.110	30	1:16.503	+3.676	12:35:36.549
3	1:15.901	+5.259	9:47:15.623	14	1:12.025		11:07:51.135	31	1:15.122	+2.295	12:36:51.671
4	1:14.752	+4.110	9:48:30.375	15	1:12.262	+0.237	11:09:03.397	(123) MORREALE Anthony			
5	1:12.997	+2.355	9:49:43.372	16	1:12.590	+0.565	11:10:15.987	1	1:21.065	+7.626	9:44:50.757
6	1:15.356	+4.714	9:50:58.728	17	1:13.051	+1.026	11:11:29.038	2	1:19.442	+6.003	9:46:10.199
7	1:14.425	+3.783	9:52:13.153	18	1:12.238	+0.213	11:12:41.276	3	1:19.255	+5.816	9:47:29.454
8	1:12.193	+1.551	9:53:25.346	19	1:12.794	+0.769	11:13:54.070	4	1:18.487	+5.048	9:48:47.941
9	1:12.016	+1.374	9:54:37.362	20	1:12.480	+0.455	11:15:06.550	5	1:23.822	+10.383	9:50:11.763
10	1:12.331	+1.689	9:55:49.693	21	1:12.747	+0.722	11:16:19.297	6	1:23.524	+10.085	9:51:35.287
11	1:15.411	+4.769	9:57:05.104	22	1:12.275	+0.250	11:17:31.572	7	1:10:33.350	19:19.911	11:02:08.637
12	1:04:59.336	13:48.694	11:02:04.440	23	1:06:06.732	14:54.707	12:23:38.304	8	1:16.079	+2.640	11:03:24.716
13	1:13.561	+2.919	11:03:18.001	24	1:13.848	+1.823	12:24:52.152	9	1:15.722	+2.263	11:04:40.438
14	1:12.678	+2.036	11:04:30.679	25	1:13.466	+1.441	12:26:05.618	10	1:16.743	+3.304	11:05:57.181
15	1:12.916	+2.274	11:05:43.595	26	1:12.921	+0.896	12:27:18.539	11	1:15.083	+1.644	11:07:12.264
16	1:11.076	+0.434	11:06:54.671	27	1:13.310	+1.285	12:28:31.849	12	1:15.139	+1.700	11:08:27.403
17	1:11.554	+0.912	11:08:06.225	28	1:12.498	+0.473	12:29:44.347	13	1:14.821	+1.382	11:09:42.224
18	1:11.042	+0.400	11:09:17.267	29	1:12.562	+0.537	12:30:56.909	14	1:14.676	+1.237	11:10:56.900
19	1:15.486	+4.844	11:10:32.753	30	1:12.796	+0.771	12:32:09.705	15	1:13.439		11:12:10.339
20	1:12.229	+1.587	11:11:44.982	31	1:12.823	+0.798	12:33:22.528	16	1:14.924	+1.485	11:13:25.263
21	1:12.516	+1.874	11:12:57.498	32	1:12.895	+0.870	12:34:35.423	17	1:15.216	+1.777	11:14:40.479
22	1:12.198	+1.556	11:14:09.696	33	1:12.792	+0.767	12:35:48.215	18	1:13.725	+0.286	11:15:54.204
23	1:10.642		11:15:20.338	34	1:12.674	+0.649	12:37:00.889	19	1:08:06.776	16:53.337	12:24:00.980
(111) LOPEZ Miguel				(113) JCH				20	1:14.318	+0.879	12:25:15.298
1	8:46.752	+7:35.260	11:11:30.388	1	1:15.743	+3.130	11:04:17.573	21	1:16.397	+2.958	12:26:31.695
2	1:12:17.989	11:06.497	12:23:48.377	2	1:13.666	+1.053	11:05:31.239	22	1:15.703	+2.264	12:27:47.398
3	1:14.864	+3.372	12:25:03.241	3	1:12.989	+0.376	11:06:44.228	23	1:15.610	+2.171	12:29:03.008
4	1:12.729	+1.237	12:26:15.970	4	1:13.201	+0.588	11:07:57.429	24	1:16.436	+2.997	12:30:19.444
5	1:13.587	+2.095	12:27:29.557	5	1:13.175	+0.562	11:09:10.604	25	1:17.833	+4.394	12:31:37.277
6	1:11.492		12:28:41.049	6	1:15:23.226	14:10.613	12:24:33.830	(115) SABEAU Francois			
(118) PIRSON Simon				7	1:12.840	+0.227	12:25:46.670	1	1:18.458	+4.958	9:44:47.518
1	1:15.973	+4.015	10:43:53.921	8	1:12.954	+0.341	12:26:59.624	2	1:16.254	+2.754	9:46:03.772
2	1:14.921	+2.963	10:45:08.842	9	1:12.613		12:28:12.237	3	1:15.678	+2.178	9:47:19.450
3	1:13.295	+1.337	10:46:22.137	10	1:13.543	+0.930	12:29:25.780	4	1:15.603	+2.103	9:48:35.053
4	1:17.528	+5.570	10:47:39.665	11	1:12.801	+0.188	12:30:38.581	5	1:15.560	+2.060	9:49:50.613
5	1:14.107	+2.149	10:48:53.772	(103) BORGHORMS Remy				6	1:15.541	+2.041	9:51:06.154
6	1:13.987	+2.029	10:50:07.759	1	1:20.749	+7.922	9:45:45.232	7	1:14.780	+1.280	9:52:20.934
7	1:13.482	+1.524	10:51:21.241	2	1:19.569	+6.742	9:47:04.801	8	1:14.935	+1.435	9:53:35.869
8	1:17.952	+5.994	10:52:39.193	3	1:18.276	+5.449	9:48:23.077	9	1:08:34.860	17:21.360	11:02:10.729
9	1:14.234	+2.276	10:53:53.427	4	1:16.800	+3.973	9:49:39.877	10	1:16.505	+3.005	11:03:27.234
10	1:14.283	+2.325	10:55:07.710	5	1:17.625	+4.798	9:50:57.502	11	1:15.514	+2.014	11:04:42.748
11	1:28:40.191	17:28.233	12:23:47.901	6	1:18.457	+5.630	9:52:15.959	12	1:14.761	+1.261	11:05:57.509
12	1:13.471	+1.513	12:25:01.372	7	1:16.892	+4.065	9:53:32.851	13	1:15.073	+1.573	11:07:12.582
13	1:12.805	+0.847	12:26:14.177	8	1:15.802	+2.975	9:54:48.653	14	1:15.863	+2.363	11:08:28.445
14	1:13.607	+1.649	12:27:27.784	9	1:15.361	+2.534	9:56:04.014	15	1:14.344	+0.844	11:09:42.789
15	1:12.442	+0.484	12:28:40.226	10	1:15.037	+2.210	9:57:19.051	16	1:13.774	+0.274	11:10:56.563
16	1:12.230	+0.272	12:29:52.456	11	1:05:38.450	14:25.623	11:02:57.501	17	1:13.557	+0.057	11:12:10.120
17	1:13.040	+1.082	12:31:05.496	12	1:16.438	+3.611	11:04:13.939	18	1:15.617	+2.117	11:13:25.737
18	1:12.972	+1.014	12:32:18.468	13	1:14.339	+1.512	11:05:28.278	19	1:15.135	+1.635	11:14:40.872
19	1:11.958		12:33:30.426	14	1:14.503	+1.676	11:06:42.781	20	1:13.817	+0.317	11:15:54.689
(102) BOONE Alex				15	1:14.450	+1.623	11:07:57.231	21	1:08:09.391	16:55.891	12:24:04.080
1	1:17.781	+5.756	9:43:38.302	16	1:15.997	+3.170	11:09:13.228	22	1:14.984	+1.484	12:25:19.064
2	1:15.793	+3.768	9:44:54.095	17	1:14.029	+1.202	11:10:27.257	23	1:13.500		12:26:32.564
3	1:15.235	+3.210	9:46:09.330	18	1:14.343	+1.516	11:11:41.600	24	1:13.841	+0.341	12:27:46.405
4	1:13.446	+1.421	9:47:22.776	19	1:14.134	+1.307	11:12:55.734	25	1:13.680	+0.180	12:29:00.085
5	1:13.265	+1.240	9:48:36.041	20	1:13.777	+0.950	11:14:09.511	26	1:14.895	+1.395	12:30:14.980
6	1:13.967	+1.942	9:49:50.008	21	1:12.827		11:15:22.338	27	1:16.156	+2.656	12:31:31.136
7	1:13.517	+1.492	9:51:03.525	22	1:08:13.234	17:00.407	12:23:35.572	28	1:14.427	+0.927	12:32:45.563
8	1:15.900	+3.875	9:52:19.425	23	1:15.354	+2.527	12:24:50.926	29	1:13.795	+0.295	12:33:59.358
9	1:09:23.415	18:11.390	11:01:42.840	24	1:15.978	+3.151	12:26:06.904	30	1:16.871	+3.371	12:35:16.229
10	1:14.783	+2.758	11:02:57.623	25	1:14.190	+1.363	12:27:21.094	(105) CHERET Carl			
				26	1:14.485	+1.658	12:28:35.579	1	1:21.787	+7.866	9:44:51.093
				27	1:13.372	+0.545	12:29:48.951				

OM Racing


OM Racing TrackDays

METTET 2,280 km

Session 1

24-04-26 09:00

Practice started at 8:41:19



Lap	Lap Tm	Diff	Time of Day
2	1:18.613	+4.692	9:46:09.706
3	1:17.152	+3.231	9:47:26.858
4	1:16.922	+3.001	9:48:43.780
5	1:17.008	+3.087	9:50:00.788
6	1:18.024	+4.103	9:51:18.812
7	1:16.894	+2.973	9:52:35.706
8	1:15.897	+1.976	9:53:51.603
9	1:15.954	+2.033	9:55:07.557
10	1:15.665	+1.744	9:56:23.222
11	1:16.683	+2.762	9:57:39.905
12	1:04:24.936	13:11.015	11:02:04.841
13	1:17.263	+3.342	11:03:22.104
14	1:18.115	+4.194	11:04:40.219
15	1:17.334	+3.413	11:05:57.553
16	1:16.531	+2.610	11:07:14.084
17	1:15.568	+1.647	11:08:29.652
18	1:15.705	+1.784	11:09:45.357
19	1:15.271	+1.350	11:11:00.628
20	1:14.800	+0.879	11:12:15.428
21	1:13.921		11:13:29.349
22	1:14.785	+0.864	11:14:44.134
23	1:14.791	+0.870	11:15:58.925
24	1:15.477	+1.556	11:17:14.402
25	1:06:21.574	15:07.653	12:23:35.976
26	1:18.248	+4.327	12:24:54.224
27	1:19.035	+5.114	12:26:13.259
28	1:17.865	+3.944	12:27:31.124
29	1:16.806	+2.885	12:28:47.930
30	1:15.872	+1.951	12:30:03.802
31	1:18.636	+4.715	12:31:22.438
32	1:16.259	+2.338	12:32:38.697
33	1:15.469	+1.548	12:33:54.166
34	1:15.460	+1.539	12:35:09.626
35	1:15.765	+1.844	12:36:25.391
36	1:15.552	+1.631	12:37:40.943

(68) BIJLOOS Yvan

1	1:23.029	+9.001	9:27:55.529
2	1:18.903	+4.875	9:29:14.432
3	1:21.333	+7.305	9:30:35.765
4	1:16.678	+2.650	9:31:52.443
5	1:19.134	+5.106	9:33:11.577
6	1:20.449	+6.421	9:34:32.026
7	1:15.666	+1.638	9:35:47.692
8	1:15.856	+1.828	9:37:03.548
9	1:07:37.302	16:23.274	10:44:40.850
10	1:15.374	+1.346	10:45:56.224
11	1:18.627	+4.599	10:47:14.851
12	1:16.385	+2.357	10:48:31.236
13	1:20.453	+6.425	10:49:51.689
14	1:20.634	+6.606	10:51:12.323
15	1:15.663	+1.635	10:52:27.986
16	1:14.359	+0.331	10:53:42.345
17	1:14.028		10:54:56.373
18	1:15.874	+1.846	10:56:12.247
19	1:08:08.800	16:54.772	12:04:21.047
20	1:20.677	+6.649	12:05:41.724
21	1:17.502	+3.474	12:06:59.226
22	1:16.584	+2.556	12:08:15.810
23	1:16.272	+2.244	12:09:32.082
24	1:15.987	+1.959	12:10:48.069
25	1:18.846	+4.818	12:12:06.915
26	1:19.326	+5.298	12:13:26.241
27	1:18.734	+4.706	12:14:44.975
28	1:14.354	+0.326	12:15:59.329
29	1:15.586	+1.558	12:17:14.915

Lap	Lap Tm	Diff	Time of Day
30	1:15.509	+1.481	12:18:30.424
(114) PIERLOZ Jordy			
1	1:15.894	+1.813	9:44:59.711
2	1:16.846	+2.765	9:46:16.557
3	1:14.081		9:47:30.638
4	1:14.780	+0.699	9:48:45.418
5	1:36:01.828	14:47.747	12:24:47.246
6	1:26.134	+12.053	12:26:13.380
7	1:19.253	+5.172	12:27:32.633
8	1:16.529	+2.448	12:28:49.162
9	1:16.508	+2.427	12:30:05.670
10	1:25.006	+10.925	12:31:30.676
(117) WALTENER Fabian			
1	1:22.741	+8.421	9:44:12.352
2	1:21.780	+7.460	9:45:34.132
3	1:20.505	+6.185	9:46:54.637
4	1:19.716	+5.396	9:48:14.353
5	1:18.218	+3.898	9:49:32.571
6	1:17.428	+3.108	9:50:49.999
7	1:19.247	+4.927	9:52:09.246
8	1:16.616	+2.296	9:53:25.862
9	1:16.694	+2.374	9:54:42.556
10	1:16.549	+2.229	9:55:59.105
11	1:06:53.815	15:39.495	11:02:52.920
12	1:17.191	+2.871	11:04:10.111
13	1:16.480	+2.160	11:05:26.591
14	1:15.175	+0.855	11:06:41.766
15	1:15.285	+0.965	11:07:57.051
16	1:15.368	+1.048	11:09:12.419
17	1:16.388	+2.068	11:10:28.807
18	1:14.900	+0.580	11:11:43.707
19	1:14.898	+0.578	11:12:58.605
20	1:15.940	+1.620	11:14:14.545
21	1:14.320		11:15:28.865
22	1:15.332	+1.012	11:16:44.197
23	1:14.596	+0.276	11:17:58.793
24	1:05:49.081	14:34.761	12:23:47.874
25	1:17.044	+2.724	12:25:04.918
26	4:02.166	+2:47.846	12:29:07.084
27	1:15.779	+1.459	12:30:22.863
28	1:16.183	+1.863	12:31:39.046
29	1:17.898	+3.578	12:32:56.944
30	1:16.144	+1.824	12:34:13.088
31	1:16.876	+2.556	12:35:29.964
32	1:16.513	+2.193	12:36:46.477
(140) TELLE Loic			
1	1:27.533	+13.207	9:44:31.722
2	1:22.203	+7.877	9:45:53.925
3	1:20.953	+6.627	9:47:14.878
4	1:20.804	+6.278	9:48:35.482
5	1:19.287	+4.961	9:49:54.769
6	1:13:21.282	1:06.956	11:03:16.051
7	1:19.086	+4.760	11:04:35.137
8	1:17.077	+2.751	11:05:52.214
9	1:18.293	+3.967	11:07:10.507
10	1:17.414	+3.088	11:08:27.921
11	1:16.339	+2.013	11:09:44.260
12	1:16.267	+1.941	11:11:00.527
13	1:12:27.870	1:13.544	12:23:28.397
14	1:17.739	+3.413	12:24:46.136
15	1:15.817	+1.491	12:26:01.953
16	1:15.300	+0.974	12:27:17.253
17	1:15.313	+0.987	12:28:32.566

Lap	Lap Tm	Diff	Time of Day
18	1:14.326		12:29:46.892
19	1:18.175	+3.849	12:31:05.067
20	1:16.733	+2.407	12:32:21.800
(78) MANDOU Frederic			
1	1:25.321	+10.980	10:44:32.207
2	1:20.700	+6.359	10:45:52.907
3	1:19.864	+5.523	10:47:12.771
4	1:18.970	+4.629	10:48:31.741
5	1:20.077	+5.736	10:49:51.818
6	1:21.695	+7.354	10:51:13.513
7	1:16.240	+1.899	10:52:29.753
8	1:14.341		10:53:44.094
9	1:09:02.915	17:48.574	12:02:47.009
10	1:18.887	+4.546	12:04:05.896
11	1:22.216	+7.875	12:05:28.112
12	1:15.667	+1.326	12:06:43.779
13	1:15.602	+1.261	12:07:59.381
14	1:16.893	+2.552	12:09:16.274
15	1:16.111	+1.770	12:10:32.385
16	1:18.112	+3.771	12:11:50.497
17	1:15.606	+1.265	12:13:06.103
(40) DELCROIX Anthony			
1	1:29.207	+14.541	9:07:54.403
2	1:24.151	+9.485	9:09:18.554
3	1:23.791	+9.125	9:10:42.345
4	1:24.007	+9.341	9:12:06.352
5	1:23.152	+8.486	9:13:29.504
6	1:23.746	+9.080	9:14:53.250
7	1:20.265	+5.599	9:16:13.515
8	1:23.467	+8.801	9:17:36.982
9	1:06:50.265	15:35.599	10:24:27.247
10	1:19.302	+4.636	10:25:46.549
11	1:19.623	+4.957	10:27:06.172
12	1:16.901	+2.235	10:28:23.073
13	1:20.310	+5.644	10:29:43.383
14	1:18.516	+3.850	10:31:01.899
15	1:16.695	+2.029	10:32:18.594
16	3:29.706	+2:15.040	10:35:48.300
17	1:15.983	+1.317	10:37:04.283
18	1:05:49.949	14:35.283	11:42:54.232
19	1:15.511	+0.845	11:44:09.743
20	1:18.682	+4.016	11:45:28.425
21	1:16.242	+1.576	11:46:44.667
22	1:19.243	+4.577	11:48:03.910
23	1:15.009	+0.343	11:49:18.919
24	1:16.217	+1.551	11:50:35.136
25	1:14.666		11:51:49.802
26	1:15.716	+1.050	11:53:05.518
(112) MASY Thibaut			
1	1:22.548	+7.481	9:45:42.774
2	1:20.308	+5.241	9:47:03.082
3	1:19.717	+4.650	9:48:22.799
4	1:18.826	+3.759	9:49:41.625
5	1:20.656	+5.589	9:51:02.281
6	1:18.473	+3.406	9:52:20.754
7	1:10:24.294	19:09.227	11:02:45.048
8	1:18.111	+3.044	11:04:03.159
9	1:18.281	+3.214	11:05:21.440
10	1:18.384	+3.317	11:06:39.824
11	1:15.512	+0.445	11:07:55.336
12	1:16.746	+1.679	11:09:12.082
13	1:16.614	+1.547	11:10:28.696
14	1:16.935	+1.868	11:11:45.631

Chief of Timing & Scoring Orbits

Race Director www.mylaps.com

Licensed to: Races Information Services SPRL

OM Racing


OM Racing TrackDays

METTET 2,280 km

Session 1

24-04-26 09:00

Practice started at 8:41:19



Lap	Lap Tm	Diff	Time of Day
15	1:16.962	+1.895	11:13:02.593
16	1:10.28.344	19:13.277	12:23:30.937
17	1:17.347	+2.280	12:24:48.284
18	1:16.522	+1.455	12:26:04.806
19	1:17.215	+2.148	12:27:22.021
20	1:16.236	+1.169	12:28:38.257
21	1:16.187	+1.120	12:29:54.444
22	1:17.328	+2.261	12:31:11.772
23	3:21.040	+2:05.973	12:34:32.812
24	1:15.067		12:35:47.879

(66) ARENDS Quentin			
Lap	Lap Tm	Diff	Time of Day
1	1:24.875	+9.615	10:44:48.468
2	1:22.809	+7.549	10:46:11.277
3	3:16.623	+2:01.363	10:49:27.900
4	1:18.881	+3.621	10:50:46.781
5	1:18.228	+2.968	10:52:05.009
6	1:18.642	+3.382	10:53:23.651
7	1:18.314	+3.054	10:54:41.965
8	1:20.964	+5.704	10:56:02.929
9	1:16.891	+1.631	10:57:19.820
10	1:07.00.293	15:45.033	12:04:20.113
11	1:20.810	+5.550	12:05:40.923
12	1:17.775	+2.515	12:06:58.698
13	1:16.766	+1.506	12:08:15.464
14	1:16.014	+0.754	12:09:31.478
15	1:15.963	+0.703	12:10:47.441
16	1:18.645	+3.385	12:12:06.086
17	1:17.364	+2.104	12:13:23.450
18	1:15.260		12:14:38.710
19	1:17.027	+1.767	12:15:55.737
20	1:20.188	+4.928	12:17:15.925
21	1:16.098	+0.838	12:18:32.023

(106) CYPERS Maxime			
Lap	Lap Tm	Diff	Time of Day
1	1:21.026	+5.719	9:45:52.842
2	1:19.875	+4.568	9:47:12.717
3	1:19.456	+4.149	9:48:32.173
4	1:18.129	+2.822	9:49:50.302
5	1:19.019	+3.712	9:51:09.321
6	1:18.811	+3.504	9:52:28.132
7	1:20.369	+5.062	9:53:48.501
8	1:17.648	+2.341	9:55:06.149
9	1:07.50.768	16:35.461	11:02:56.917
10	1:17.839	+2.532	11:04:14.756
11	1:16.816	+1.509	11:05:31.572
12	1:15.945	+0.638	11:06:47.517
13	1:16.907	+1.600	11:08:04.424
14	1:16.994	+1.687	11:09:21.418
15	1:16.541	+1.234	11:10:37.959
16	1:16.592	+1.285	11:11:54.551
17	1:16.216	+0.909	11:13:10.767
18	1:16.027	+0.720	11:14:26.794
19	1:16.364	+1.057	11:15:43.158
20	1:16.269	+0.962	11:16:59.427
21	1:06.29.403	15:14.096	12:23:28.830
22	1:19.100	+3.793	12:24:47.930
23	1:16.099	+0.792	12:26:04.029
24	1:15.971	+0.664	12:27:20.000
25	1:15.421	+0.114	12:28:35.421
26	1:15.765	+0.458	12:29:51.186
27	1:18.167	+2.860	12:31:09.353
28	1:15.635	+0.328	12:32:24.988
29	1:16.581	+1.274	12:33:41.569
30	1:15.685	+0.378	12:34:57.254
31	1:15.307		12:36:12.561

Lap	Lap Tm	Diff	Time of Day
32	1:17.069	+1.762	12:37:29.630

(89) VANONI Maxie			
Lap	Lap Tm	Diff	Time of Day
1	1:25.288	+9.702	9:33:54.043
2	1:23.212	+7.626	9:35:17.255
3	1:21.469	+5.883	9:36:38.724
4	1:21.108	+5.522	9:37:59.832
5	1:05.29.070	14:13.484	10:43:28.902
6	1:22.894	+7.308	10:44:51.796
7	1:19.817	+4.231	10:46:11.613
8	1:20.137	+4.551	10:47:31.750
9	1:18.746	+3.160	10:48:50.496
10	1:17.738	+2.152	10:50:08.234
11	1:15.783	+0.197	10:51:24.017
12	1:19.735	+4.149	10:52:43.752
13	1:18.729	+3.143	10:54:02.481
14	1:15.841	+0.255	10:55:18.322
15	1:18.904	+3.318	10:56:37.226
16	1:07.13.243	15:57.657	12:03:50.469
17	1:20.252	+4.666	12:05:10.721
18	1:18.108	+2.522	12:06:28.829
19	1:19.164	+3.578	12:07:47.993
20	1:17.958	+2.372	12:09:05.951
21	1:17.169	+1.583	12:10:23.120
22	1:15.586		12:11:38.706
23	1:16.940	+1.354	12:12:55.646
24	1:17.073	+1.487	12:14:12.719
25	1:16.763	+1.177	12:15:29.482

(101) A3D Construct			
Lap	Lap Tm	Diff	Time of Day
1	1:23.584	+7.844	9:44:05.366
2	1:23.162	+7.422	9:45:28.528
3	1:23.426	+7.686	9:46:51.954
4	1:19.481	+3.741	9:48:11.435
5	1:19.221	+3.481	9:49:30.656
6	1:18.970	+3.230	9:50:49.626
7	1:10.58.802	19:43.062	11:01:48.428
8	1:19.044	+3.304	11:03:07.472
9	1:17.950	+2.210	11:04:25.422
10	1:17.962	+2.222	11:05:43.384
11	1:17.275	+1.535	11:07:00.659
12	1:16.662	+0.922	11:08:17.321
13	1:16.993	+1.253	11:09:34.314
14	1:15.740		11:10:50.054
15	1:12.57.435	11:4.1695	12:23:47.489
16	1:18.006	+2.266	12:25:05.495
17	1:17.779	+2.039	12:26:23.274
18	1:17.357	+1.617	12:27:40.631
19	1:17.357	+1.617	12:28:57.988
20	1:18.795	+3.055	12:30:16.783

(120) DI DIO Nicolas			
Lap	Lap Tm	Diff	Time of Day
1	1:24.113	+8.024	9:44:57.049
2	1:21.987	+5.898	9:46:19.036
3	1:20.454	+4.365	9:47:39.490
4	1:21.305	+5.216	9:49:00.795
5	1:19.930	+3.841	9:50:20.725
6	1:18.947	+2.858	9:51:39.672
7	1:19.311	+3.222	9:52:58.983
8	1:22.150	+6.061	9:54:21.133
9	1:20.040	+3.951	9:55:41.173
10	1:19.338	+3.249	9:57:00.511
11	1:05.06.092	13:50.003	11:02:06.603
12	1:18.194	+2.105	11:03:24.797
13	1:17.997	+1.908	11:04:42.794
14	1:17.297	+1.208	11:06:00.091

Lap	Lap Tm	Diff	Time of Day
15	1:17.848	+1.759	11:07:17.939
16	1:17.020	+0.931	11:08:34.959
17	1:17.111	+1.022	11:09:52.070
18	1:17.258	+1.169	11:11:09.328
19	1:17.142	+1.053	11:12:26.470
20	1:17.987	+1.898	11:13:44.457
21	1:20.596	+4.507	11:15:05.053
22	1:18.720	+2.631	11:16:23.773
23	1:07.39.375	16:23.286	12:24:03.148
24	1:16.089		12:25:19.237
25	1:17.698	+1.609	12:26:36.935
26	1:16.274	+0.185	12:27:53.209
27	1:17.636	+1.547	12:29:10.845
28	1:17.312	+1.223	12:30:28.157
29	1:20.099	+4.010	12:31:48.256
30	1:18.088	+1.999	12:33:06.344
31	1:19.214	+3.125	12:34:25.558
32	1:17.581	+1.492	12:35:43.139
33	1:17.263	+1.174	12:37:00.402

(67) BAZINET Eric			
Lap	Lap Tm	Diff	Time of Day
1	1:19.341	+3.232	10:44:12.728
2	1:18.871	+2.762	10:45:31.599
3	1:19.116	+3.007	10:46:50.715
4	1:19.880	+3.771	10:48:10.595
5	1:16.01.060	14:44.951	12:04:11.655
6	1:16.966	+0.857	12:05:28.621
7	1:16.167	+0.058	12:06:44.788
8	1:16.109		12:08:00.897
9	1:16.322	+0.213	12:09:17.219

(73) GILSON Nestor			
Lap	Lap Tm	Diff	Time of Day
1	1:28.539	+12.046	9:25:13.299
2	1:26.133	+9.640	9:26:39.432
3	1:22.604	+6.111	9:28:02.036
4	1:21.441	+4.948	9:29:23.477
5	1:13.26.499	12:10.006	10:42:49.976
6	1:20.734	+4.241	10:44:10.710
7	1:20.432	+3.939	10:45:31.142
8	1:21.854	+5.361	10:46:52.996
9	1:24.795	+8.302	10:48:17.791
10	1:18.842	+2.349	10:49:36.633
11	1:18.195	+1.702	10:50:54.822
12	1:18.184	+1.691	10:52:13.018
13	1:17.327	+0.834	10:53:30.339
14	1:17.572	+1.079	10:54:47.911
15	1:16.493		10:56:04.404
16	1:17.414	+0.921	10:57:21.818
17	1:07.05.493	15:49.000	12:04:27.311
18	1:23.454	+6.961	12:05:50.765
19	1:21.720	+5.227	12:07:12.485
20	1:19.304	+2.811	12:08:31.789
21	1:19.171	+2.678	12:09:50.960
22	1:17.754	+1.261	12:11:08.714
23	1:17.665	+1.172	12:12:26.379
24	1:18.515	+2.022	12:13:44.894
25	1:17.410	+0.917	12:15:02.304
26	1:17.606	+1.113	12:16:19.910
27	1:20.945	+4.452	12:17:40.855

(91) DIOUF Thomas			
Lap	Lap Tm	Diff	Time of Day
1	3:24.291	+2:07.773	9:46:09.750
2	1:19.484	+2.966	9:47:29.234
3	1:19.038	+2.520	9:48:48.272
4	1:20.765	+4.247	9:50:09.037
5	1:18.390	+1.872	9:51:27.427

Chief of Timing & Scoring Orbits

Race Director www.mylaps.com

OM Racing


OM Racing TrackDays

METTET 2,280 km

Session 1

24-04-26 09:00

Practice started at 8:41:19



Lap	Lap Tm	Diff	Time of Day
6	1:18.248	+1.730	9:52:45.675
7	1:18.204	+1.686	9:54:03.879
8	1:18.829	+2.311	9:55:22.708
9	1:18.320	+1.802	9:56:41.028
10	1:06:34.812	15:18.294	11:03:15.840
11	1:19.272	+2.754	11:04:35.112
12	1:17.364	+0.846	11:05:52.476
13	3:14.358	+1:57.840	11:09:06.834
14	1:17.465	+0.947	11:10:24.299
15	1:17.146	+0.628	11:11:41.445
16	1:16.713	+0.195	11:12:58.158
17	1:17.229	+0.711	11:14:15.387
18	1:17.650	+1.132	11:15:33.037
19	1:18.177	+1.659	11:16:51.214
20	1:07:04.783	15:48.265	12:23:55.997
21	1:18.471	+1.953	12:25:14.468
22	1:18.405	+1.887	12:26:32.873
23	1:16.544	+0.026	12:27:49.417
24	1:16.518		12:29:05.935
25	1:16.653	+0.135	12:30:22.588
26	1:18.477	+1.959	12:31:41.065
27	1:17.905	+1.387	12:32:58.970
28	1:17.104	+0.586	12:34:16.074
29	1:17.901	+1.383	12:35:33.975
30	1:17.398	+0.880	12:36:51.373

(108) HENDRICKX Gilles

Lap	Lap Tm	Diff	Time of Day
1	1:22.474	+5.402	9:44:17.632
2	1:22.249	+5.177	9:45:39.881
3	1:20.510	+3.438	9:47:00.391
4	1:19.670	+2.598	9:48:20.061
5	1:14:01.733	12:44.661	11:02:21.794
6	1:18.909	+1.837	11:03:40.703
7	1:18.107	+1.035	11:04:58.810
8	1:17.402	+0.330	11:06:16.212
9	1:17.581	+0.509	11:07:33.793
10	1:16:08.940	14:51.868	12:23:42.733
11	1:17.594	+0.522	12:25:00.327
12	1:17.072		12:26:17.399
13	1:17.402	+0.330	12:27:34.801
14	1:18.083	+1.011	12:28:52.884

(58) PURAYE Frederic

Lap	Lap Tm	Diff	Time of Day
1	1:25.896	+8.411	9:06:30.641
2	1:29.558	+12.073	9:08:00.199
3	1:20.706	+3.221	9:09:20.905
4	1:21.929	+4.444	9:10:42.834
5	1:20.470	+2.985	9:12:03.304
6	1:21.908	+4.423	9:13:25.212
7	1:21.907	+4.422	9:14:47.119
8	1:23.471	+5.986	9:16:10.590
9	1:22.688	+5.203	9:17:33.278
10	1:24:05.621	12:48.136	10:41:38.899
11	1:23.718	+6.233	10:43:02.617
12	1:21.725	+4.240	10:44:24.342
13	1:22.682	+5.197	10:45:47.024
14	1:18.704	+1.219	10:47:05.728
15	1:18.224	+0.739	10:48:23.952
16	1:22.460	+4.975	10:49:46.412
17	1:21.307	+3.822	10:51:07.719
18	1:18.520	+1.035	10:52:26.239
19	1:17.485		10:53:43.724
20	1:18.040	+0.555	10:55:01.764
21	1:18.510	+1.025	10:56:20.274
22	1:17.832	+0.347	10:57:38.106

(77) LEMAIRE Herve

Lap	Lap Tm	Diff	Time of Day
1	1:24.673	+7.077	9:23:36.822
2	1:23.551	+5.955	9:25:00.373
3	1:21.240	+3.644	9:26:21.613
4	1:21.842	+4.246	9:27:43.455
5	1:20.298	+2.702	9:29:03.753
6	1:21.481	+3.885	9:30:25.234
7	1:23.401	+5.805	9:31:48.635
8	1:26.694	+9.098	9:33:15.329
9	1:20.059	+2.463	9:34:35.388
10	1:19.072	+1.476	9:35:54.460
11	1:21.229	+3.633	9:37:15.689
12	1:04:59.864	13:42.268	10:42:15.553
13	1:21.433	+3.837	10:43:36.986
14	1:21.079	+3.483	10:44:58.065
15	1:20.531	+2.935	10:46:18.596
16	1:23.877	+6.281	10:47:42.473
17	1:20.737	+3.141	10:49:03.210
18	1:20.026	+2.430	10:50:23.236
19	1:19.379	+1.783	10:51:42.615
20	1:19.422	+1.826	10:53:02.037
21	1:18.687	+1.091	10:54:20.724
22	1:21.728	+4.132	10:55:42.452
23	1:20.966	+3.370	10:57:03.418
24	1:04:43.762	13:26.166	12:01:47.180
25	1:18.703	+1.107	12:03:05.883
26	1:18.905	+1.309	12:04:24.788
27	1:22.109	+4.513	12:05:46.897
28	1:20.492	+2.896	12:07:07.389
29	1:18.449	+0.853	12:08:25.838
30	1:18.067	+0.471	12:09:43.905
31	1:17.596		12:11:01.501
32	1:19.485	+1.889	12:12:20.986
33	1:18.296	+0.700	12:13:39.282
34	1:17.936	+0.340	12:14:57.218
35	1:19.225	+1.629	12:16:16.443
36	1:20.798	+3.202	12:17:37.241

(48) LAPSINS William

Lap	Lap Tm	Diff	Time of Day
1	1:26.006	+8.225	9:06:49.075
2	1:28.738	+10.957	9:08:17.813
3	1:26.335	+8.554	9:09:44.148
4	1:23.850	+6.069	9:11:07.998
5	1:23.387	+5.606	9:12:31.385
6	1:22.166	+4.385	9:13:53.551
7	1:21.342	+3.561	9:15:14.893
8	1:25.944	+8.163	9:16:40.837
9	1:24.638	+6.857	9:18:05.475
10	1:05:19.837	14:02.056	10:23:25.312
11	1:22.392	+4.611	10:24:47.704
12	1:19.905	+2.124	10:26:07.609
13	1:19.897	+2.116	10:27:27.506
14	1:22.127	+4.346	10:28:49.633
15	1:19.613	+1.832	10:30:09.246
16	1:19.070	+1.289	10:31:28.316
17	1:20.152	+2.371	10:32:48.468
18	1:19.534	+1.753	10:34:08.002
19	1:19.707	+1.926	10:35:27.709
20	1:19.361	+1.580	10:36:47.070
21	1:18.283	+0.502	10:38:05.353
22	1:03:28.136	12:10.355	11:41:33.489
23	1:21.161	+3.380	11:42:54.650
24	1:20.008	+2.227	11:44:14.658
25	1:18.652	+0.871	11:45:33.310
26	1:22.968	+5.187	11:46:56.278
27	1:19.272	+1.491	11:48:15.550

(136) DE SAMBRE Johnny

Lap	Lap Tm	Diff	Time of Day
28	1:19.521	+1.740	11:49:35.071
29	1:20.228	+2.447	11:50:55.299
30	1:20.053	+2.272	11:52:15.352
31	1:17.781		11:53:33.133
32	1:18.182	+0.401	11:54:51.315
33	1:20.240	+2.459	11:56:11.555
34	1:18.789	+1.008	11:57:30.344
1	1:33.469	+15.680	9:07:56.004
2	1:30.626	+12.837	9:09:26.630
3	1:27.913	+10.124	9:10:54.543
4	1:27.952	+10.163	9:12:22.495
5	1:28.366	+10.577	9:13:50.861
6	1:27.687	+9.898	9:15:18.548
7	1:26.892	+9.103	9:16:45.440
8	1:25.535	+7.746	9:18:10.975
9	1:10:10.605	18:52.816	10:28:21.580
10	1:26.700	+8.911	10:29:48.280
11	1:22.744	+4.955	10:31:11.024
12	1:23.392	+5.603	10:32:34.416
13	1:20.419	+2.630	10:33:54.835
14	1:19.516	+1.727	10:35:14.351
15	1:21.693	+3.904	10:36:36.044
16	1:21.399	+3.610	10:37:57.443
17	1:06:48.819	15:31.030	11:44:46.262
18	1:22.388	+4.599	11:46:08.650
19	1:28.230	+10.441	11:47:36.880
20	1:20.970	+3.181	11:48:57.850
21	1:20.781	+2.992	11:50:18.631
22	1:17.789		11:51:36.420
23	1:19.518	+1.729	11:52:55.938
24	1:18.430	+0.641	11:54:14.368
25	1:20.665	+2.876	11:55:35.033
26	1:19.251	+1.462	11:56:54.284

(79) MICHAUX Adrien

Lap	Lap Tm	Diff	Time of Day
1	1:26.920	+9.124	9:25:15.882
2	1:25.171	+7.375	9:26:41.053
3	1:22.936	+5.140	9:28:03.989
4	1:21.616	+3.820	9:29:25.605
5	1:21.411	+3.615	9:30:47.016
6	1:21.733	+3.937	9:32:08.749
7	1:20.280	+2.480	9:33:29.029
8	1:20.004	+2.208	9:34:49.033
9	1:19.225	+1.429	9:36:08.258
10	1:23.540	+5.744	9:37:31.798
11	1:05:36.968	14:19.172	10:43:08.766
12	1:22.854	+5.058	10:44:31.620
13	1:20.790	+2.994	10:45:52.410
14	1:20.456	+2.660	10:47:12.866
15	1:21.311	+3.515	10:48:34.177
16	1:19.740	+1.944	10:49:53.917
17	1:23.212	+5.416	10:51:17.129
18	1:19.962	+2.166	10:52:37.091
19	1:18.006	+0.210	10:53:55.097
20	1:17.934	+0.138	10:55:13.031
21	1:09:11.179	17:53.383	12:04:24.210
22	1:22.517	+4.721	12:05:46.727
23	1:23.508	+5.712	12:07:10.235
24	1:20.848	+3.052	12:08:31.083
25	1:18.715	+0.919	12:09:49.798
26	1:18.103	+0.307	12:11:07.901
27	1:17.906	+0.110	12:12:25.807
28	1:17.796		12:13:43.603
29	28:49.305	27:31.509	12:42:32.908

Chief of Timing & Scoring Orbits

Race Director www.mylaps.com

Printed: 24-04-26 14:37:24 Licensed to: Races Information Services SPRL

OM Racing


OM Racing TrackDays

Session 1

Practice started at 8:41:19

METTET 2,280 km

24-04-26 09:00



Lap	Lap Tm	Diff	Time of Day
30	1:44.381	+26.585	12:44:17.289
31	1:57.483	+39.687	12:46:14.772
32	1:47.534	+29.738	12:48:02.306
33	1:40.370	+22.574	12:49:42.676
34	1:41.785	+23.989	12:51:24.461
35	1:43.268	+25.472	12:53:07.729
36	1:43.326	+25.530	12:54:51.055
37	1:43.139	+25.343	12:56:34.194
38	1:39.608	+21.812	12:58:13.802
(83) SLEENTER Marc			
1	1:24.749	+6.820	9:23:37.328
2	1:23.956	+6.027	9:25:01.284
3	1:20.883	+2.954	9:26:22.167
4	1:21.659	+3.730	9:27:43.826
5	1:20.102	+2.173	9:29:03.928
6	1:21.517	+3.588	9:30:25.445
7	1:21.660	+3.731	9:31:47.105
8	1:24.323	+6.394	9:33:11.428
9	1:08:18.745	17:00.816	10:41:30.173
10	1:22.677	+4.748	10:42:52.850
11	1:19.242	+1.313	10:44:12.092
12	1:19.338	+1.409	10:45:31.430
13	1:18.918	+0.989	10:46:50.348
14	1:20.987	+3.058	10:48:11.335
15	1:18.657	+0.728	10:49:29.992
16	1:17.929		10:50:47.921
17	1:18.503	+0.574	10:52:06.424
18	1:09:48.412	18:30.483	12:01:54.836
19	1:20.599	+2.670	12:03:15.435
20	1:22.299	+4.370	12:04:37.734
21	1:21.321	+3.392	12:05:59.055
22	1:19.873	+1.944	12:07:18.928
23	1:18.930	+1.001	12:08:37.858
24	1:21.452	+3.523	12:09:59.310
25	1:18.377	+0.448	12:11:17.687
26	1:19.340	+1.411	12:12:37.027
(87) VANGYSEL Anthony			
1	1:21.896	+3.899	9:26:18.414
2	1:21.741	+3.744	9:27:40.155
3	1:21.639	+3.642	9:29:01.794
4	1:22.307	+4.310	9:30:24.101
5	1:22.554	+4.557	9:31:46.655
6	1:23.929	+5.932	9:33:10.584
7	1:21.125	+3.128	9:34:31.709
8	1:18.990	+0.993	9:35:50.699
9	1:07:24.869	16:06.872	10:43:15.568
10	1:18.235	+0.238	10:44:33.803
11	1:19.560	+1.563	10:45:53.363
12	1:19.145	+1.148	10:47:12.508
13	1:18.193	+0.196	10:48:30.701
14	1:18.979	+0.982	10:49:49.680
15	1:22.190	+4.193	10:51:11.870
16	1:19.268	+1.271	10:52:31.138
17	1:18.656	+0.659	10:53:49.794
18	1:10:04.088	18:46.091	12:03:53.882
19	1:18.043	+0.046	12:05:11.925
20	1:19.084	+1.087	12:06:31.009
21	1:18.292	+0.295	12:07:49.301
22	1:18.792	+0.795	12:09:08.093
23	1:17.997		12:10:26.090
24	1:19.329	+1.332	12:11:45.419
25	1:18.131	+0.134	12:13:03.550
26	1:18.539	+0.542	12:14:22.089
27	1:21.106	+3.109	12:15:43.195

Lap	Lap Tm	Diff	Time of Day
(81) ROUFIGNON Marc			
1	1:27.134	+8.815	9:26:14.809
2	1:22.734	+4.415	9:27:37.543
3	1:23.675	+5.356	9:29:01.218
4	1:22.386	+4.067	9:30:23.604
5	1:24.958	+6.639	9:31:48.562
6	1:29.230	+10.911	9:33:17.792
7	1:21.678	+3.359	9:34:39.470
8	1:26.073	+7.754	9:36:05.543
9	1:27.878	+9.559	9:37:33.421
10	1:05:59.168	14:40.849	10:43:32.589
11	1:21.720	+3.401	10:44:54.309
12	1:22.632	+4.313	10:46:16.941
13	1:24.225	+5.906	10:47:41.166
14	1:18.582	+0.263	10:48:59.748
15	1:19.040	+0.721	10:50:18.788
16	1:18.667	+0.348	10:51:37.455
17	1:19.612	+1.293	10:52:57.067
18	1:22.413	+4.094	10:54:19.480
19	1:21.628	+3.309	10:55:41.108
20	1:21.913	+3.594	10:57:03.021
21	1:04:21.144	13:02.825	12:01:24.165
22	1:22.689	+4.370	12:02:46.854
23	1:23.053	+4.734	12:04:09.907
24	1:20.068	+1.749	12:05:29.975
25	1:19.370	+1.051	12:06:49.345
26	1:18.319		12:08:07.664
27	1:20.043	+1.724	12:09:27.707
28	1:18.873	+0.554	12:10:46.580
29	1:18.917	+0.598	12:12:05.497
30	1:19.984	+1.665	12:13:25.481
31	1:19.703	+1.384	12:14:45.184
32	1:22.217	+3.898	12:16:07.401
33	1:23.278	+4.959	12:17:30.679
(137) STAUMONT Ludovic			
1	1:28.901	+10.207	9:25:25.984
2	1:29.636	+10.942	9:26:55.620
3	1:26.209	+7.515	9:28:21.829
4	1:26.886	+8.192	9:29:48.715
5	1:24.840	+6.146	9:31:13.555
6	1:23.480	+4.786	9:32:37.035
7	1:23.846	+5.152	9:34:00.881
8	1:22.224	+3.530	9:35:23.105
9	1:21.697	+3.003	9:36:44.802
10	1:22.072	+3.378	9:38:06.874
11	1:04:48.760	13:30.066	10:42:55.634
12	1:23.603	+4.909	10:44:19.237
13	1:21.976	+3.282	10:45:41.213
14	1:21.869	+3.175	10:47:03.082
15	1:21.562	+2.868	10:48:24.644
16	1:24.533	+5.839	10:49:49.177
17	1:21.675	+2.981	10:51:10.852
18	1:19.690	+0.996	10:52:30.542
19	1:18.694		10:53:49.236
20	1:19.374	+0.680	10:55:08.610
21	1:18.808	+0.114	10:56:27.418
22	1:19.224	+0.530	10:57:46.642
23	1:05:47.436	14:28.742	12:03:34.078
24	1:21.682	+2.988	12:04:55.760
25	1:20.633	+1.939	12:06:16.393
26	1:20.590	+1.896	12:07:36.983
27	1:19.384	+0.690	12:08:56.367
28	1:19.111	+0.417	12:10:15.478
29	1:19.435	+0.741	12:11:34.913

Lap	Lap Tm	Diff	Time of Day
30	1:24.881	+6.187	12:12:59.794
31	1:20.628	+1.934	12:14:20.422
32	1:19.455	+0.761	12:15:39.877
33	1:19.335	+0.641	12:16:59.212
34	1:20.006	+1.312	12:18:19.218
(62) VANDERMEULEN Philippe			
1	1:30.918	+12.155	9:06:54.679
2	1:29.301	+10.538	9:08:23.980
3	1:32.272	+13.509	9:09:56.252
4	1:28.826	+10.063	9:11:25.078
5	1:29.935	+11.172	9:12:55.013
6	1:29.004	+10.241	9:14:24.017
7	1:28.580	+9.817	9:15:52.597
8	1:31.042	+12.279	9:17:23.639
9	1:05:48.783	14:30.020	10:23:12.422
10	1:27.436	+8.673	10:24:39.858
11	1:24.209	+5.446	10:26:04.067
12	1:22.002	+3.239	10:27:26.069
13	1:22.517	+3.754	10:28:48.586
14	1:20.780	+2.017	10:30:09.366
15	1:26.513	+7.750	10:31:35.879
16	1:21.764	+3.001	10:32:57.643
17	1:21.823	+3.060	10:34:19.466
18	1:24.981	+6.218	10:35:44.447
19	1:19.199	+0.436	10:37:03.646
20	1:04:42.140	13:23.377	11:41:45.786
21	1:25.350	+6.587	11:43:11.136
22	1:22.737	+3.974	11:44:33.873
23	1:23.643	+4.880	11:45:57.516
24	1:20.466	+1.703	11:47:17.982
25	1:20.623	+1.860	11:48:38.605
26	1:21.710	+2.947	11:50:00.315
27	1:19.640	+0.877	11:51:19.955
28	1:21.283	+2.520	11:52:41.238
29	1:23.257	+4.494	11:54:04.495
30	1:21.944	+3.181	11:55:26.439
31	1:19.252	+0.489	11:56:45.691
32	1:18.763		11:58:04.454
(60) VAN VOOREN Valentin			
1	1:32.161	+13.288	9:06:39.711
2	1:32.277	+13.404	9:08:11.988
3	1:27.036	+8.163	9:09:39.024
4	1:23.917	+5.044	9:11:02.941
5	1:25.196	+6.323	9:12:28.137
6	1:22.831	+3.958	9:13:50.968
7	1:22.610	+3.737	9:15:13.578
8	1:21.534	+2.661	9:16:35.112
9	1:23.138	+4.265	9:17:58.250
10	1:05:07.935	13:49.062	10:23:06.185
11	1:24.374	+5.501	10:24:30.559
12	1:27.715	+8.842	10:25:58.274
13	1:22.550	+3.677	10:27:20.824
14	1:23.885	+5.012	10:28:44.709
15	1:18.873		10:30:03.582
16	1:18.943	+0.070	10:31:22.552
17	1:20.355	+1.482	10:32:42.880
18	1:22.554	+3.681	10:34:05.434
19	1:18.930	+0.057	10:35:24.364
20	1:19.795	+0.922	10:36:44.159
21	1:24.640	+5.767	10:38:08.799
22	1:03:28.564	12:09.691	11:41:37.363
23	1:21.637	+2.764	11:42:59.000
24	1:20.839	+1.966	11:44:19.839
25	1:22.282	+3.409	11:45:42.121

Chief of Timing & Scoring Orbits

Race Director www.mylaps.com

Printed: 24-04-26 14:37:24 Licensed to: Races Information Services SPRL

Page 5/13

OM Racing


OM Racing TrackDays

METTET 2,280 km

Session 1

24-04-26 09:00

Practice started at 8:41:19



Lap	Lap Tm	Diff	Time of Day	Lap	Lap Tm	Diff	Time of Day	Lap	Lap Tm	Diff	Time of Day
26	1:20.922	+2.049	11:47:03.043	4	1:12:59.696	1:39.784	10:23:44.883	14	1:22.942	+2.752	10:30:45.522
27	1:22.378	+3.505	11:48:25.421	5	1:25.383	+5.471	10:25:10.266	15	1:21.307	+1.117	10:32:06.829
28	1:20.468	+1.595	11:49:45.889	6	1:23.945	+4.033	10:26:34.211	16	1:24.252	+4.062	10:33:31.081
29	1:21.533	+2.660	11:51:07.422	7	1:23.878	+3.966	10:27:58.089	17	1:21.120	+0.930	10:34:52.201
30	1:20.741	+1.868	11:52:28.163	8	1:23.094	+3.182	10:29:21.183	18	1:20.985	+0.795	10:36:13.186
31	1:22.049	+3.176	11:53:50.212	9	1:21.064	+1.152	10:30:42.247	19	1:21.760	+1.570	10:37:34.946
32	1:20.925	+2.052	11:55:11.137	10	1:21.637	+1.725	10:32:03.884	20	1:04:39.676	13:19.486	11:42:14.622
33	1:19.960	+1.087	11:56:31.097	11	1:19.912		10:33:23.796	21	1:24.716	+4.526	11:43:39.338
34	1:20.025	+1.152	11:57:51.122	12	1:20.294	+0.382	10:34:44.090	22	1:23.355	+3.165	11:45:02.693
(51) LELEUX Stephan				13	1:21.392	+1.480	10:36:05.482	23	1:23.782	+3.592	11:46:26.475
1	1:19:18.435	17:59.015	10:24:11.643	14	1:21.495	+1.583	10:37:26.977	24	7:55.178	+6:34.988	11:54:21.653
2	1:30.023	+10.603	10:25:41.666	15	1:06:40.867	15:20.955	11:44:07.844	25	1:22.748	+2.558	11:55:44.401
3	1:26.216	+6.796	10:27:07.882	16	1:22.863	+2.951	11:45:30.707	26	1:22.165	+1.975	11:57:06.566
4	1:27.799	+8.379	10:28:35.681	17	1:24.641	+4.729	11:46:55.348	(80) OBERT Alexandre			
5	1:24.955	+5.535	10:30:00.636	18	1:22.831	+2.919	11:48:18.179	1	1:41.464	+21.184	9:08:09.585
6	1:23.948	+4.528	10:31:24.584	19	1:22.433	+2.521	11:49:40.612	2	1:32.872	+12.592	9:09:42.457
7	1:26.065	+6.645	10:32:50.649	20	1:23.961	+4.049	11:51:04.573	3	1:28.514	+8.234	9:11:10.971
8	1:25.830	+6.410	10:34:16.479	21	1:21.566	+1.654	11:52:26.139	4	1:29.265	+8.985	9:12:40.236
9	1:21.110	+1.690	10:35:37.589	22	1:23.722	+3.810	11:53:49.861	5	1:26.264	+5.984	9:14:06.500
10	1:21.984	+2.564	10:36:59.573	23	1:20.847	+0.935	11:55:10.708	6	1:26.341	+6.061	9:15:32.841
11	1:04:52.936	13:33.516	11:41:52.509	24	1:20.689	+0.777	11:56:31.397	7	1:26.501	+6.221	9:16:59.342
12	1:26.320	+6.900	11:43:18.829	25	1:20.721	+0.809	11:57:52.118	8	1:31.577	+11.297	9:18:30.919
13	1:25.095	+5.675	11:44:43.924	(43) FREROTTE Ethan				9	1:06:51.531	15:31.251	10:25:22.450
14	1:23.528	+4.108	11:46:07.452	1	1:40.146	+19.980	9:06:29.182	10	1:27.571	+7.291	10:26:50.021
15	1:29.590	+10.170	11:47:37.042	2	1:44.333	+24.167	9:08:13.515	11	1:31.138	+10.858	10:28:21.159
16	1:25.363	+5.943	11:49:02.405	3	1:31.867	+11.701	9:09:45.382	12	1:25.246	+4.966	10:29:46.405
17	1:19.420		11:50:21.825	4	1:30.213	+10.047	9:11:15.595	13	1:23.601	+3.321	10:31:10.006
18	1:23.049	+3.629	11:51:44.874	5	1:28.889	+8.723	9:12:44.484	14	1:26.264	+5.984	10:32:36.270
19	1:19.701	+0.281	11:53:04.575	6	1:27.030	+6.864	9:14:11.514	15	4:16.406	+2:56.126	10:36:52.676
20	1:24.252	+4.832	11:54:28.827	7	1:27.695	+7.529	9:15:39.209	16	1:07:06.115	15:45.835	11:43:58.791
21	1:21.187	+1.767	11:55:50.114	8	1:09:36.396	18:16.230	10:25:15.605	17	1:27.909	+7.629	11:45:26.700
22	1:20.597	+1.177	11:57:10.611	9	1:31.237	+11.071	10:26:46.842	18	1:23.124	+2.844	11:46:49.824
(45) GOBERT Joel				10	1:30.977	+10.811	10:28:17.819	19	1:23.602	+3.322	11:48:13.426
1	1:30.374	+10.775	9:07:23.694	11	1:24.042	+3.876	10:29:41.861	20	1:23.244	+2.964	11:49:36.670
2	1:33.430	+13.831	9:08:57.124	12	1:22.510	+2.344	10:31:04.371	21	1:25.474	+5.194	11:51:02.144
3	1:28.527	+8.928	9:10:25.651	13	1:25.907	+5.741	10:32:30.278	22	1:21.113	+0.833	11:52:23.257
4	1:27.847	+8.248	9:11:53.498	14	1:21.490	+1.324	10:33:51.768	23	1:23.062	+2.782	11:53:46.319
5	1:32.511	+12.912	9:13:26.009	15	1:21.712	+1.546	10:35:13.480	24	1:20.280		11:55:06.599
6	1:28.858	+9.259	9:14:54.867	16	1:22.388	+2.222	10:36:35.868	(41) DEWALQUE Leon			
7	1:22.947	+3.348	9:16:17.814	17	1:07:15.059	15:54.893	11:43:50.927	1	1:29.367	+8.809	9:06:36.101
8	1:08:11.357	16:51.758	10:24:29.171	18	1:27.324	+7.158	11:45:18.251	2	1:30.123	+9.565	9:08:06.224
9	1:27.698	+8.099	10:25:56.869	19	1:22.124	+1.958	11:46:40.375	3	1:26.875	+6.317	9:09:33.099
10	1:28.417	+8.818	10:27:25.286	20	1:24.157	+3.991	11:48:04.532	4	1:29.575	+9.017	9:11:02.674
11	1:24.130	+4.531	10:28:49.416	21	1:20.880	+0.714	11:49:25.412	5	1:29.754	+9.196	9:12:32.428
12	1:25.349	+5.750	10:30:14.765	22	1:20.714	+0.548	11:50:46.126	6	1:26.884	+6.326	9:13:59.312
13	1:23.329	+3.730	10:31:38.094	23	1:23.077	+2.911	11:52:09.203	7	1:26.091	+5.533	9:15:25.403
14	1:22.804	+3.205	10:33:00.898	24	1:20.166		11:53:29.369	8	1:26.103	+5.545	9:16:51.506
15	1:21.028	+1.429	10:34:21.926	25	1:21.582	+1.416	11:54:50.951	9	1:31.731	+11.173	9:18:23.237
16	1:25.245	+5.646	10:35:47.171	26	1:21.506	+1.340	11:56:12.457	10	1:05:01.833	13:41.275	10:23:25.070
17	1:19.599		10:37:06.770	27	1:21.101	+0.935	11:57:33.558	11	1:29.210	+8.652	10:24:54.280
18	1:05:24.786	14:05.187	11:42:31.556	(39) DEBUCK Evengeline				12	1:28.302	+7.744	10:26:22.582
19	1:27.664	+8.065	11:43:59.220	1	1:29.431	+9.241	9:06:33.272	13	1:27.352	+6.794	10:27:49.934
20	1:30.419	+10.820	11:45:29.639	2	1:37.800	+17.610	9:08:11.072	14	1:26.338	+5.780	10:29:16.272
21	1:22.919	+3.320	11:46:52.558	3	1:32.661	+12.471	9:09:43.733	15	1:24.367	+3.809	10:30:40.639
22	1:21.473	+1.874	11:48:14.031	4	1:30.551	+10.361	9:11:14.284	16	1:25.914	+5.356	10:32:06.553
23	1:23.706	+4.107	11:49:37.737	5	1:28.480	+8.290	9:12:42.764	17	1:28.262	+7.704	10:33:34.815
24	1:27.132	+7.533	11:51:04.869	6	1:26.825	+6.635	9:14:09.589	18	1:28.612	+8.054	10:35:03.427
25	1:21.653	+2.054	11:52:26.522	7	1:28.243	+8.053	9:15:37.832	19	1:25.371	+4.813	10:36:28.798
26	1:24.077	+4.478	11:53:50.599	8	1:29.730	+9.540	9:17:07.562	20	1:20.558		10:37:49.356
(57) POLITI Vincenzo				9	1:06:46.808	15:26.618	10:23:54.370	21	1:05:40.088	14:19.530	11:43:29.444
1	1:29.592	+9.680	9:07:56.052	10	1:23.431	+3.241	10:25:17.801	22	1:24.265	+3.707	11:44:53.709
2	1:24.352	+4.440	9:09:20.404	11	1:22.120	+1.930	10:26:39.921	23	1:23.919	+3.361	11:46:17.628
3	1:24.783	+4.871	9:10:45.187	12	1:20.190		10:28:00.111	24	1:27.891	+7.333	11:47:45.519
				13	1:22.469	+2.279	10:29:22.580	25	1:26.633	+6.075	11:49:12.152

Chief of Timing & Scoring Orbits

Race Director www.mylaps.com

Printed: 24-04-26 14:37:24 Licensed to: Races Information Services SPRL

OM Racing


OM Racing TrackDays

METTET 2,280 km

Session 1

24-04-26 09:00

Practice started at 8:41:19



Lap	Lap Tm	Diff	Time of Day
26	1:24.918	+4.360	11:50:37.070
27	1:24.014	+3.456	11:52:01.084
28	1:24.789	+4.231	11:53:25.873
29	1:25.532	+4.974	11:54:51.405
30	1:24.606	+4.048	11:56:16.011
31	1:22.971	+2.413	11:57:38.982
(76) LEBRUN Philippe			
1	1:24.762	+4.030	9:23:35.492
2	1:25.095	+4.363	9:25:00.587
3	1:23.549	+2.817	9:26:24.136
4	1:23.507	+2.775	9:27:47.643
5	1:23.578	+2.846	9:29:11.221
6	1:25.039	+4.307	9:30:36.260
7	1:23.166	+2.434	9:31:59.426
8	1:23.630	+2.898	9:33:23.056
9	1:23.293	+2.561	9:34:46.349
10	1:23.084	+2.352	9:36:09.433
11	1:24.475	+3.743	9:37:33.908
12	1:04:04.558	1243.826	10:41:38.466
13	1:23.511	+2.779	10:43:01.977
14	1:22.256	+1.524	10:44:24.233
15	1:22.946	+2.214	10:45:47.179
16	1:22.182	+1.450	10:47:09.361
17	1:21.188	+0.456	10:48:30.549
18	1:22.453	+1.721	10:49:53.002
19	1:24.148	+3.416	10:51:17.150
20	1:23.296	+2.564	10:52:40.446
21	1:22.367	+1.635	10:54:02.813
22	1:20.732		10:55:23.545
23	1:22.245	+1.513	10:56:45.790
24	1:05:04.862	1344.130	12:01:50.652
25	1:23.684	+2.952	12:03:14.336
26	1:21.636	+0.904	12:04:35.972
27	1:23.248	+2.516	12:05:59.220
28	1:22.074	+1.342	12:07:21.294
29	1:21.458	+0.726	12:08:42.752
30	1:21.983	+1.251	12:10:04.735
31	1:21.277	+0.545	12:11:26.012
32	1:21.909	+1.177	12:12:47.921
33	1:21.996	+1.264	12:14:09.917
34	1:21.520	+0.788	12:15:31.437
35	1:22.577	+1.845	12:16:54.014
36	1:22.856	+2.124	12:18:16.870

Lap	Lap Tm	Diff	Time of Day
(85) TIFFANNEAU Geoffrey			
1	1:34.637	+13.847	9:25:33.671
2	1:31.918	+11.128	9:27:05.589
3	1:33.056	+12.266	9:28:38.645
4	1:32.315	+11.525	9:30:10.960
5	1:28.482	+7.692	9:31:39.442
6	1:27.712	+6.922	9:33:07.154
7	1:29.493	+8.703	9:34:36.647
8	1:27.759	+6.969	9:36:04.406
9	1:28.204	+7.414	9:37:32.610
10	1:05:46.695	1425.905	10:43:19.305
11	1:28.980	+8.190	10:44:48.285
12	1:27.797	+7.007	10:46:16.082
13	1:27.454	+6.664	10:47:43.536
14	1:25.150	+4.360	10:49:08.686
15	1:24.378	+3.588	10:50:33.064
16	1:24.801	+4.011	10:51:57.865
17	1:22.415	+1.625	10:53:20.280
18	1:20.790		10:54:41.070
19	1:21.675	+0.885	10:56:02.745
20	1:22.372	+1.582	10:57:25.117

Lap	Lap Tm	Diff	Time of Day
21	1:07:18.149	1557.359	12:04:43.266
22	1:31.195	+10.405	12:06:14.461
23	1:28.254	+7.464	12:07:42.715
24	1:25.530	+4.740	12:09:08.245
25	1:26.293	+5.503	12:10:34.538
26	1:25.894	+5.104	12:12:00.432
27	1:25.097	+4.307	12:13:25.529
28	1:26.074	+5.284	12:14:51.603
29	1:24.177	+3.387	12:16:15.780
30	1:25.372	+4.582	12:17:41.152
(92)			
1	1:26.915	+6.031	9:27:35.513
2	1:24.505	+3.621	9:29:00.018
3	1:22.310	+1.426	9:30:22.328
4	1:24.298	+3.414	9:31:46.626
5	1:30.182	+9.298	9:33:16.808
6	1:21.770	+0.886	9:34:38.578
7	1:08:25.216	1704.332	10:43:03.794
8	1:23.366	+2.482	10:44:27.160
9	1:22.515	+1.631	10:45:49.675
10	1:22.282	+1.398	10:47:11.957
11	1:21.280	+0.396	10:48:33.237
12	1:21.430	+0.546	10:49:54.667
13	1:23.894	+3.010	10:51:18.561
14	1:25.822	+4.938	10:52:44.383
15	1:25.784	+4.900	10:54:10.167
16	1:29.830	+8.946	10:55:39.997
17	1:21.408	+0.524	10:57:01.405
18	1:05:13.699	1352.815	12:02:15.104
19	1:25.530	+4.646	12:03:40.634
20	1:23.024	+2.140	12:05:03.658
21	1:22.376	+1.492	12:06:26.034
22	1:21.613	+0.729	12:07:47.647
23	1:21.843	+0.959	12:09:09.490
24	1:25.466	+4.582	12:10:34.956
25	1:20.884		12:11:55.840
26	1:22.864	+1.980	12:13:18.704
27	1:23.161	+2.277	12:14:41.865

Lap	Lap Tm	Diff	Time of Day
(42) ENEYDI Attila			
1	1:26.469	+5.570	9:07:13.445
2	1:30.326	+9.427	9:08:43.771
3	1:32.221	+11.322	9:10:15.992
4	1:29.708	+8.809	9:11:45.700
5	1:26.195	+5.296	9:13:11.895
6	1:24.710	+3.811	9:14:36.605
7	1:24.963	+4.064	9:16:01.568
8	1:08:15.428	1654.529	10:24:16.996
9	1:26.169	+5.270	10:25:43.165
10	1:23.885	+2.986	10:27:07.050
11	1:25.276	+4.377	10:28:32.326
12	1:22.894	+1.995	10:29:55.220
13	1:22.312	+1.413	10:31:17.532
14	1:22.235	+1.336	10:32:39.767
15	1:24.287	+3.388	10:34:04.054
16	1:21.903	+1.004	10:35:25.957
17	1:21.707	+0.808	10:36:47.664
18	1:21.957	+1.058	10:38:09.621
19	1:04:35.275	1314.376	11:42:44.896
20	1:25.880	+4.981	11:44:10.776
21	1:22.332	+1.433	11:45:33.108
22	1:27.156	+6.257	11:47:00.264
23	1:24.760	+3.861	11:48:25.024
24	1:25.562	+4.663	11:49:50.586
25	1:21.351	+0.452	11:51:11.937

Lap	Lap Tm	Diff	Time of Day
26	1:23.317	+2.418	11:52:35.254
27	1:22.082	+1.183	11:53:57.336
28	1:21.474	+0.575	11:55:18.810
29	1:20.899		11:56:39.709
30	1:21.064	+0.165	11:58:00.773
(36) CERESSIA Frederic			
1	1:32.434	+11.113	9:06:38.581
2	1:32.346	+11.025	9:08:10.927
3	1:27.145	+5.824	9:09:38.072
4	1:23.602	+2.281	9:11:01.674
5	1:25.343	+4.022	9:12:27.017
6	1:22.871	+1.550	9:13:49.888
7	1:22.606	+1.285	9:15:12.494
8	1:27.953	+6.632	9:16:40.447
9	1:24.262	+2.941	9:18:04.709
10	1:05:19.777	1358.456	10:23:24.486
11	1:25.094	+3.773	10:24:49.580
12	1:22.068	+0.747	10:26:11.648
13	1:24.864	+3.543	10:27:36.512
14	1:23.308	+1.987	10:28:59.820
15	1:22.928	+1.607	10:30:22.748
16	1:23.589	+2.268	10:31:46.337
17	1:21.321		10:33:07.658
18	1:21.861	+0.540	10:34:29.519
19	1:23.240	+1.919	10:35:52.759
20	1:21.502	+0.181	10:37:14.261
21	1:04:36.857	1315.536	11:41:51.118
22	1:26.760	+5.439	11:43:17.878
23	1:25.340	+4.019	11:44:43.218
24	1:25.088	+3.767	11:46:08.306
25	1:25.946	+4.625	11:47:34.252
26	1:23.190	+1.869	11:48:57.442
27	1:24.039	+2.718	11:50:21.481
28	1:23.390	+2.069	11:51:44.871
29	1:22.965	+1.644	11:53:07.836
30	1:23.390	+2.069	11:54:31.226
31	1:22.986	+1.665	11:55:54.212
32	1:23.780	+2.459	11:57:17.992

Lap	Lap Tm	Diff	Time of Day
(46) GRIMEAU Michael			
1	1:27.396	+5.590	9:07:23.934
2	1:26.284	+4.478	9:08:50.218
3	1:27.506	+5.700	9:10:17.724
4	1:32.517	+10.711	9:11:50.241
5	1:28.868	+7.062	9:13:19.109
6	1:27.239	+5.433	9:14:46.348
7	1:23.608	+1.802	9:16:09.956
8	1:28.945	+7.139	9:17:38.901
9	1:07:41.055	1619.249	10:25:19.956
10	1:26.920	+5.114	10:26:46.876
11	1:31.181	+9.375	10:28:18.057
12	1:25.606	+3.800	10:29:43.663
13	1:21.806		10:31:05.469
14	1:26.968	+5.162	10:32:32.437
15	1:22.888	+1.082	10:33:55.325
16	1:23.910	+2.104	10:35:19.235
17	1:23.400	+1.594	10:36:42.635
18	1:22.386	+0.580	10:38:05.021
(65) WARIN Kevin			
1	1:29.934	+8.011	9:06:54.045
2	1:28.726	+6.803	9:08:22.771
3	1:33.001	+11.078	9:09:55.772
4	1:31.324	+9.401	9:11:27.096
5	1:28.868	+6.945	9:12:55.964

Chief of Timing & Scoring Orbits

Race Director www.mylaps.com

Printed: 24-04-26 14:37:24 Licensed to: Races Information Services SPRL

OM Racing


OM Racing TrackDays

METTET 2,280 km

Session 1

24-04-26 09:00

Practice started at 8:41:19



Lap	Lap Tm	Diff	Time of Day
17	1:10:44.218	9:21.440	11:42:15.427
18	1:32.653	+9.875	11:43:48.080
19	1:27.269	+4.491	11:45:15.349
20	1:25.394	+2.616	11:46:40.743
21	1:26.588	+3.810	11:48:07.331
22	1:26.548	+3.770	11:49:33.879
23	1:26.787	+4.009	11:51:00.666
24	1:23.005	+0.227	11:52:23.671
25	1:27.270	+4.492	11:53:50.941
26	1:25.423	+2.645	11:55:16.364
27	1:23.552	+0.774	11:56:39.916
28	1:24.276	+1.498	11:58:04.192
(75) KOVACKS Emmanuel			
1	1:32.379	+9.515	9:26:14.559
2	1:17:10.234	15:47.370	10:43:24.793
3	1:28.432	+5.568	10:44:53.225
4	1:28.368	+5.504	10:46:21.593
5	1:17:26.077	16:03.213	12:03:47.670
6	1:22.864		12:05:10.534
7	1:23.935	+1.071	12:06:34.469
8	1:23.135	+0.271	12:07:57.604
(69) BOEZ Sandra			
1	1:39.387	+16.520	9:27:03.307
2	1:34.535	+11.668	9:28:37.842
3	1:32.841	+9.974	9:30:10.683
4	1:34.032	+11.165	9:31:44.715
5	1:33.013	+10.146	9:33:17.728
6	1:31.025	+8.158	9:34:48.753
7	1:28.819	+5.952	9:36:17.572
8	1:27.513	+4.646	9:37:45.085
9	1:08:54.640	17:31.773	10:46:39.725
10	1:32.834	+9.967	10:48:12.559
11	1:32.774	+9.907	10:49:45.333
12	1:30.539	+7.672	10:51:15.872
13	1:26.818	+3.951	10:52:42.690
14	1:11:29.881	10:07.014	12:04:12.571
15	1:30.092	+7.225	12:05:42.663
16	1:27.819	+4.952	12:07:10.482
17	1:26.991	+4.124	12:08:37.473
18	1:26.250	+3.383	12:10:03.723
19	1:25.010	+2.143	12:11:28.733
20	1:25.269	+2.402	12:12:54.002
21	1:24.709	+1.842	12:14:18.711
22	1:23.979	+1.112	12:15:42.690
23	1:22.867		12:17:05.557
(59) TRIPNEAU Laetitia			
1	1:34.791	+11.579	9:07:10.122
2	1:32.714	+9.502	9:08:42.836
3	1:32.413	+9.201	9:10:15.249
4	1:29.583	+6.371	9:11:44.832
5	1:29.474	+6.262	9:13:14.306
6	1:28.246	+5.034	9:14:42.552
7	1:25.858	+2.646	9:16:08.410
8	1:29.217	+6.005	9:17:37.627
9	1:05:49.367	14:26.155	10:23:26.994
10	1:30.825	+7.613	10:24:57.819
11	1:28.818	+5.606	10:26:26.637
12	1:26.516	+3.304	10:27:53.153
13	1:27.881	+4.669	10:29:21.034
14	1:27.905	+4.693	10:30:48.939
15	1:25.711	+2.499	10:32:14.650
16	1:26.556	+3.344	10:33:41.206
17	1:26.465	+3.253	10:35:07.671

Lap	Lap Tm	Diff	Time of Day
18	1:24.135	+0.923	10:36:31.806
19	1:23.212		10:37:55.018
20	1:03:58.861	12:35.649	11:41:53.879
21	1:27.634	+4.422	11:43:21.513
22	1:27.765	+4.553	11:44:49.278
23	1:26.654	+3.442	11:46:15.932
24	1:25.765	+2.553	11:47:41.697
25	1:27.432	+4.220	11:49:09.129
26	1:26.176	+2.964	11:50:35.305
27	1:24.315	+1.103	11:51:59.620
28	1:26.108	+2.896	11:53:25.728
29	1:26.505	+3.293	11:54:52.233
30	1:25.543	+2.331	11:56:17.776
31	1:25.347	+2.135	11:57:43.123
(44) FREROTTE Patrick			
1	1:39.209	+15.837	9:06:27.916
2	1:32.280	+8.908	9:08:00.196
3	1:29.773	+6.401	9:09:29.969
4	1:29.958	+6.586	9:10:59.927
5	1:14:15.626	1:25.254	10:25:15.553
6	1:32.224	+8.852	10:26:47.777
7	3:32.966	+2:09.594	10:30:20.743
8	1:25.843	+2.471	10:31:46.586
9	1:26.130	+2.758	10:33:12.716
10	1:25.625	+2.253	10:34:38.341
11	1:28.359	+4.987	10:36:06.700
12	1:25.912	+2.540	10:37:32.612
13	1:06:17.492	14:54.120	11:43:50.104
14	1:29.187	+5.815	11:45:19.291
15	1:27.538	+4.166	11:46:46.829
16	1:26.180	+2.808	11:48:13.009
17	1:26.963	+3.591	11:49:39.972
18	1:28.020	+4.648	11:51:07.992
19	1:26.200	+2.828	11:52:34.192
20	1:27.492	+4.120	11:54:01.684
21	1:25.726	+2.354	11:55:27.410
22	1:23.372		11:56:50.782
(138) Quentin			
1	2:26.069	+1:01.980	10:09:03.311
2	2:25.250	+1:01.161	10:11:28.561
3	2:22.427	+58.338	10:13:50.988
4	2:20.385	+56.296	10:16:11.373
5	2:13.849	+49.760	10:18:25.222
6	1:08:22.238	16:58.149	11:26:47.460
7	2:05.417	+41.328	11:28:52.877
8	2:16.069	+51.980	11:31:08.946
9	2:02.203	+38.114	11:33:11.149
10	2:00.396	+36.307	11:35:11.545
11	1:59.114	+35.025	11:37:10.659
12	1:05:32.013	14:07.924	12:42:42.672
13	1:35.861	+11.772	12:44:18.533
14	1:46.102	+22.013	12:46:04.635
15	1:34.589	+10.500	12:47:39.224
16	1:34.512	+10.423	12:49:13.736
17	1:24.089		12:50:37.825
18	1:26.887	+2.798	12:52:04.712
(135) MADAG			
1	2:10.385	+46.145	10:08:07.034
2	2:14.731	+50.491	10:10:21.765
3	2:19.275	+55.035	10:12:41.040
4	2:14.262	+50.022	10:14:55.302
5	2:08.866	+44.626	10:17:04.168
6	2:43.504	26:19.264	10:44:47.672

Lap	Lap Tm	Diff	Time of Day
7	1:27.881	+3.641	10:46:15.553
8	1:25.824	+1.584	10:47:41.377
9	1:25.623	+1.383	10:49:07.000
10	1:25.025	+0.785	10:50:32.025
11	1:25.759	+1.519	10:51:57.784
12	1:25.727	+1.487	10:53:23.511
13	1:24.480	+0.240	10:54:47.991
14	1:24.240		10:56:12.231
15	30:19.720	28:55.480	11:26:31.951
16	2:07.308	+43.068	11:28:39.259
17	2:17.978	+53.738	11:30:57.237
18	2:01.897	+37.657	11:32:59.134
19	2:02.551	+38.311	11:35:01.685
20	1:55.698	+31.458	11:36:57.383
21	25:59.235	24:34.995	12:02:56.618
22	1:25.860	+1.620	12:04:22.478
23	1:26.085	+1.845	12:05:48.563
24	35:45.569	34:21.329	12:41:34.132
25	1:27.446	+3.206	12:43:01.578
26	1:32.624	+8.384	12:44:34.202
(37) D'ANTONIO Damiano			
1	1:30.806	+6.251	11:45:28.834
2	1:28.699	+4.144	11:46:57.533
3	1:25.544	+0.989	11:48:23.077
4	1:26.922	+2.367	11:49:49.999
5	1:26.232	+1.677	11:51:16.231
6	1:26.528	+1.973	11:52:42.759
7	1:24.555		11:54:07.314
(18) VALDOR France			
1	2:25.432	+1:00.787	10:09:03.845
2	2:28.668	+1:04.023	10:11:32.513
3	2:21.388	+56.743	10:13:53.901
4	2:19.693	+55.048	10:16:13.594
5	2:12.659	+48.014	10:18:26.253
6	1:08:22.740	16:58.095	11:26:48.993
7	2:04.481	+39.836	11:28:53.474
8	2:13.758	+49.113	11:31:07.232
9	2:07.175	+42.530	11:33:14.407
10	1:59.186	+34.541	11:35:13.593
11	1:58.479	+33.834	11:37:12.072
12	1:04:44.127	13:19.482	12:41:56.199
13	1:31.038	+6.393	12:43:27.237
14	1:34.447	+9.802	12:45:01.684
15	1:32.785	+8.140	12:46:34.469
16	1:33.878	+9.233	12:48:08.347
17	1:30.178	+5.533	12:49:38.525
18	1:26.773	+2.128	12:51:05.298
19	1:29.513	+4.868	12:52:34.811
20	1:27.431	+2.786	12:54:02.242
21	1:32.182	+7.537	12:55:34.424
22	1:24.645		12:56:59.069
(5) CASSART Bruno			
1	2:18.910	+53.926	10:09:11.621
2	2:26.920	+1:01.936	10:11:38.541
3	2:27.332	+1:02.348	10:14:05.873
4	2:16.585	+51.601	10:16:22.458
5	2:12.541	+47.557	10:18:34.999
6	1:08:35.492	17:10.508	11:27:10.491
7	2:03.362	+38.378	11:29:13.853
8	2:02.739	+37.755	11:31:16.592
9	2:00.011	+35.027	11:33:16.603
10	2:10.776	+45.792	11:35:27.379
11	1:57.313	+32.329	11:37:24.692

Chief of Timing & Scoring Orbits

Race Director www.mylaps.com

OM Racing


OM Racing TrackDays

METTET 2,280 km

Session 1

24-04-26 09:00

Practice started at 8:41:19



Lap	Lap Tm	Diff	Time of Day
12	1:05:20.608	13:55.624	12:42:45.300
13	1:35.774	+10.790	12:44:21.074
14	1:50.006	+25.022	12:46:11.080
15	1:30.995	+6.011	12:47:42.075
16	1:32.067	+7.083	12:49:14.142
17	1:24.984		12:50:39.126
18	1:29.596	+4.612	12:52:08.722
19	1:31.460	+6.476	12:53:40.182
20	1:28.289	+3.305	12:55:08.471
21	1:28.648	+3.664	12:56:37.119
22	1:26.179	+1.195	12:58:03.298
(2) ASSENMAKER Julien			
1	2:25.226	+1:00.186	10:09:04.318
2	2:24.510	+59.470	10:11:28.828
3	2:25.876	+1:00.836	10:13:54.704
4	2:19.699	+54.659	10:16:14.403
5	2:12.311	+47.271	10:18:26.714
6	1:08:22.217	16:57.177	11:26:48.931
7	2:05.841	+40.801	11:28:54.772
8	2:15.048	+50.008	11:31:09.820
9	2:01.532	+36.492	11:33:11.352
10	1:59.098	+34.058	11:35:10.450
11	2:03.332	+38.292	11:37:13.782
12	1:04:27.617	13:02.577	12:41:41.399
13	1:29.681	+4.641	12:43:11.080
14	1:29.955	+4.915	12:44:41.035
15	1:36.151	+11.111	12:46:17.186
16	1:34.705	+9.665	12:47:51.891
17	1:30.183	+5.143	12:49:22.074
18	1:26.450	+1.410	12:50:48.524
19	1:25.040		12:52:13.564
20	1:29.010	+3.970	12:53:42.574
21	1:28.777	+3.737	12:55:11.351
22	1:26.456	+1.416	12:56:37.807
23	1:25.072	+0.032	12:58:02.879
(21) PILATTE Arnaud			
1	2:09.278	+44.234	10:08:10.264
2	2:13.732	+48.688	10:10:23.996
3	2:18.445	+53.401	10:12:42.441
4	2:13.554	+48.510	10:14:55.995
5	2:12.274	+47.230	10:17:08.269
6	1:09:26.808	18:01.764	11:26:35.077
7	2:06.097	+41.053	11:28:41.174
8	2:17.599	+52.555	11:30:58.773
9	2:00.925	+35.881	11:32:59.698
10	2:01.549	+36.505	11:35:01.247
11	2:03.605	+38.561	11:37:04.852
12	1:04:33.333	13:08.289	12:41:38.185
13	1:26.860	+1.816	12:43:05.045
14	1:31.701	+6.657	12:44:36.746
15	1:38.374	+13.330	12:46:15.120
16	1:34.382	+9.338	12:47:49.502
17	1:26.242	+1.198	12:49:15.744
18	1:28.564	+3.520	12:50:44.308
19	1:28.837	+3.793	12:52:13.145
20	1:29.302	+4.258	12:53:42.447
21	1:26.770	+1.726	12:55:09.217
22	1:25.044		12:56:34.261
23	1:26.622	+1.578	12:58:00.883
(31) ACQUISTO Simon			
1	1:42.211	+16.073	9:06:57.612
2	1:39.972	+13.834	9:08:37.584
3	1:37.881	+11.743	9:10:15.465

Lap	Lap Tm	Diff	Time of Day
4	1:37.119	+10.981	9:11:52.584
5	1:39.876	+13.738	9:13:32.460
6	1:38.119	+11.981	9:15:10.579
7	1:09:06.129	17:39.991	10:24:16.708
8	1:34.517	+8.379	10:25:51.225
9	1:34.375	+8.237	10:27:25.600
10	1:34.161	+8.023	10:28:59.761
11	1:33.040	+6.902	10:30:32.801
12	1:31.140	+5.002	10:32:03.941
13	1:29.860	+3.722	10:33:33.801
14	1:31.172	+5.034	10:35:04.973
15	1:30.471	+4.333	10:36:35.444
16	1:30.230	+4.092	10:38:05.674
17	1:04:00.013	12:33.875	11:42:05.687
18	1:31.384	+5.246	11:43:37.071
19	1:31.699	+5.561	11:45:08.770
20	1:28.935	+2.797	11:46:37.705
21	1:30.721	+4.583	11:48:08.426
22	1:28.592	+2.454	11:49:37.018
23	1:30.276	+4.138	11:51:07.294
24	1:30.232	+4.094	11:52:37.526
25	1:28.866	+2.728	11:54:06.392
26	1:28.194	+2.056	11:55:34.586
27	1:26.138		11:57:00.724
(13) KEMP Coralie			
1	2:13.078	+46.380	10:08:10.954
2	2:13.891	+47.193	10:10:24.845
3	2:18.332	+51.634	10:12:43.177
4	2:13.562	+46.864	10:14:56.739
5	2:08.251	+41.553	10:17:04.990
6	1:09:26.538	17:59.840	11:26:31.528
7	2:12.060	+45.362	11:28:43.588
8	2:16.665	+49.967	11:31:00.253
9	2:00.841	+34.143	11:33:01.094
10	2:01.385	+34.687	11:35:02.479
11	1:54.590	+27.892	11:36:57.069
12	1:04:50.167	13:23.469	12:41:47.236
13	1:35.303	+8.605	12:43:22.539
14	1:34.770	+8.072	12:44:57.309
15	1:35.701	+9.003	12:46:33.010
16	1:35.090	+8.392	12:48:08.100
17	1:37.713	+11.015	12:49:45.813
18	1:33.494	+6.796	12:51:19.307
19	1:26.698		12:52:46.005
20	1:29.704	+3.006	12:54:15.709
21	1:33.888	+7.190	12:55:49.597
22	1:41.749	+15.051	12:57:31.346
(54) MASQUELIER Gil			
1	1:32.723	+5.690	9:07:23.217
2	1:33.250	+6.217	9:08:56.467
3	1:32.031	+4.998	9:10:28.498
4	1:31.848	+4.815	9:12:00.346
5	1:31.839	+4.806	9:13:32.185
6	1:32.789	+5.756	9:15:04.974
7	1:29.259	+2.226	9:16:34.233
8	1:29.486	+2.453	9:18:03.719
9	1:05:42.489	14:15.456	10:23:46.208
10	1:33.263	+6.230	10:25:19.471
11	1:29.830	+2.797	10:26:49.301
12	1:30.038	+3.005	10:28:19.339
13	1:30.650	+3.617	10:29:49.989
14	1:30.018	+2.985	10:31:20.007
15	1:30.455	+3.422	10:32:50.462
16	1:27.033		10:34:17.495

Lap	Lap Tm	Diff	Time of Day
17	1:27.444	+0.411	10:35:44.939
18	1:27.086	+0.053	10:37:12.025
19	1:04:51.884	13:24.851	11:42:03.909
20	1:31.388	+4.355	11:43:35.297
21	1:30.532	+3.499	11:45:05.829
22	1:28.541	+1.508	11:46:34.370
23	1:30.607	+3.574	11:48:04.977
24	1:29.807	+2.774	11:49:34.784
25	1:30.497	+3.464	11:51:05.281
26	1:30.859	+3.826	11:52:36.140
27	1:29.065	+2.032	11:54:05.205
28	1:30.377	+3.344	11:55:35.582
29	1:30.195	+3.162	11:57:05.777
(90) TANCRE Claude			
1	1:35.770	+8.460	10:45:12.288
2	1:37.794	+10.484	10:46:50.082
3	1:31.606	+4.296	10:48:21.688
4	1:30.494	+3.184	10:49:52.182
5	1:27.310		10:51:19.492
6	1:28.545	+1.235	10:52:48.037
(32) BERDOUX Dylan			
1	1:35.625	+8.216	9:07:09.484
2	1:32.803	+5.394	9:08:42.287
3	1:34.078	+6.669	9:10:16.365
4	1:36.066	+8.657	9:11:52.431
5	1:32.526	+5.117	9:13:24.957
6	1:32.409	+5.000	9:14:57.366
7	1:32.355	+4.946	9:16:29.721
8	1:33.018	+5.609	9:18:02.739
9	1:05:54.706	14:27.297	10:23:57.445
10	1:33.450	+6.041	10:25:30.895
11	1:33.537	+6.128	10:27:04.432
12	1:34.108	+6.699	10:28:38.540
13	1:30.364	+2.955	10:30:08.904
14	1:27.589	+0.180	10:31:36.493
15	1:28.896	+1.487	10:33:05.389
16	1:29.708	+2.299	10:34:35.097
17	1:30.125	+2.716	10:36:05.222
18	1:30.912	+3.503	10:37:36.134
19	1:04:33.051	13:05.642	11:42:09.185
20	1:27.794	+0.385	11:43:36.979
21	1:29.841	+2.432	11:45:06.820
22	1:28.504	+1.095	11:46:35.324
23	1:29.311	+1.902	11:48:04.635
24	1:27.409		11:49:32.044
25	1:30.026	+2.617	11:51:02.070
26	1:30.448	+3.039	11:52:32.518
27	1:28.786	+1.377	11:54:01.304
(22) RENARD Bryan			
1	2:27.005	+59.594	10:09:59.681
2	2:14.510	+47.099	10:12:14.191
3	2:08.647	+41.236	10:14:22.838
4	2:07.463	+40.052	10:16:30.301
5	2:16.762	+49.351	10:18:47.063
6	1:08:36.442	17:09.031	11:27:23.505
7	2:03.356	+35.945	11:29:26.861
8	2:03.471	+36.060	11:31:30.332
9	1:59.378	+31.967	11:33:29.710
10	2:00.283	+32.872	11:35:29.993
11	2:01.933	+33.982	11:37:31.386
12	1:04:10.582	12:43.171	12:41:41.968
13	1:28.256	+0.845	12:43:10.224
14	1:29.339	+1.928	12:44:39.563

Chief of Timing & Scoring Orbits

Race Director www.mylaps.com

Printed: 24-04-26 14:37:24 Licensed to: Races Information Services SPRL

OM Racing


OM Racing TrackDays

Session 1

Practice started at 8:41:19

METTET 2,280 km

24-04-26 09:00



Lap	Lap Tm	Diff	Time of Day
15	1:36.109	+8.698	12:46:15.672
16	1:35.115	+7.704	12:47:50.787
17	1:30.243	+2.832	12:49:21.030
18	1:30.563	+3.152	12:50:51.593
19	1:28.804	+1.393	12:52:20.397
20	1:31.772	+4.361	12:53:52.169
21	1:28.139	+0.728	12:55:20.308
22	1:29.369	+1.958	12:56:49.677
23	1:27.411		12:58:17.088

(29) KEMP Joris

Lap	Lap Tm	Diff	Time of Day
1	2:08.918	+40.364	10:08:07.512
2	2:18.520	+49.966	10:10:26.032
3	2:17.591	+49.037	10:12:43.623
4	2:13.680	+45.126	10:14:57.303
5	2:08.196	+39.642	10:17:05.499
6	1:09:27.039	17:58.485	11:26:32.538
7	2:06.007	+37.453	11:28:38.545
8	2:22.414	+53.860	11:31:00.959
9	2:00.594	+32.040	11:33:01.553
10	2:01.329	+32.775	11:35:02.882
11	1:55.036	+26.482	11:36:57.918
12	1:04:48.928	13:20.374	12:41:46.846
13	1:35.855	+7.301	12:43:22.701
14	1:36.532	+7.978	12:44:59.233
15	1:34.380	+5.826	12:46:33.613
16	1:34.823	+6.269	12:48:08.436
17	1:37.511	+9.027	12:49:46.017
18	1:37.196	+8.642	12:51:23.213
19	1:29.792	+1.238	12:52:53.005
20	1:29.148	+0.594	12:54:22.153
21	1:28.554		12:55:50.707
22	1:33.811	+5.257	12:57:24.518

(61) VANDERMEULEN Cyril

Lap	Lap Tm	Diff	Time of Day
1	1:36.244	+7.510	9:07:00.001
2	1:31.011	+2.277	9:08:31.012
3	1:30.576	+1.842	9:10:01.588
4	1:29.469	+0.735	9:11:31.057
5	1:31.564	+2.830	9:13:02.621
6	1:28.734		9:14:31.355
7	1:29.419	+0.685	9:16:00.774
8	1:29.437	+0.703	9:17:30.211

(56) NAGY Aurelie

Lap	Lap Tm	Diff	Time of Day
1	1:34.670	+5.522	10:24:51.991
2	1:35.109	+5.961	10:26:27.100
3	1:31.415	+2.267	10:27:58.515
4	1:31.050	+1.902	10:29:29.565
5	1:32.666	+3.518	10:31:02.231
6	1:34.267	+5.119	10:32:36.498
7	1:31.917	+2.769	10:34:08.415
8	1:07:39.124	16:09.976	11:41:47.539
9	1:29.909	+0.761	11:43:17.448
10	1:29.488	+0.340	11:44:46.936
11	1:29.148		11:46:16.084
12	1:29.281	+0.133	11:47:45.365
13	1:29.793	+0.645	11:49:15.158
14	1:30.866	+1.718	11:50:46.024
15	1:31.696	+2.548	11:52:17.720

(53) MALEMPRE Hugo

Lap	Lap Tm	Diff	Time of Day
1	1:34.452	+5.299	9:07:38.875
2	1:17:07.726	15:38.573	10:24:46.601
3	1:29.153		10:26:15.754
4	1:32.900	+3.747	10:27:48.654

Lap	Lap Tm	Diff	Time of Day
5	1:30.970	+1.817	10:29:19.624
6	1:13:11.299	1:42.146	11:42:30.923
7	1:30.264	+1.111	11:44:01.187
8	1:29.300	+0.147	11:45:30.487
9	1:29.544	+0.391	11:47:00.031

(4) CASSART Maxime

Lap	Lap Tm	Diff	Time of Day
1	2:24.543	+55.135	10:09:16.569
2	2:21.398	+51.990	10:11:37.967
3	2:26.915	+57.507	10:14:04.882
4	2:16.455	+47.047	10:16:21.337
5	2:12.391	+42.983	10:18:33.728
6	1:08:37.547	17:08.139	11:27:11.275
7	2:03.171	+33.763	11:29:14.446
8	2:02.877	+33.469	11:31:17.323
9	2:03.149	+33.741	11:33:20.472
10	1:56.551	+27.143	11:35:17.023
11	1:58.939	+29.531	11:37:15.962
12	1:05:33.937	14:04.529	12:42:49.899
13	1:33.061	+3.653	12:44:22.960
14	1:51.012	+21.604	12:46:13.972
15	1:35.896	+6.488	12:47:49.868
16	1:34.016	+4.608	12:49:23.884
17	1:30.036	+0.628	12:50:53.920
18	1:30.238	+0.830	12:52:24.158
19	1:30.798	+1.390	12:53:54.956
20	1:32.240	+2.832	12:55:27.196
21	1:29.408		12:56:56.604

(23) TASSIER Steve-Georges

Lap	Lap Tm	Diff	Time of Day
1	2:14.841	+44.899	10:07:53.452
2	2:20.618	+50.676	10:10:14.070
3	2:14.138	+44.196	10:12:28.208
4	2:08.344	+38.402	10:14:36.552
5	2:08.984	+39.042	10:16:45.536
6	2:11.603	+41.661	10:18:57.139
7	1:07:09.615	15:39.673	11:26:06.754
8	2:15.210	+45.268	11:28:21.964
9	1:54.139	+24.197	11:30:16.103
10	1:46.871	+16.929	11:32:02.974
11	1:51.967	+22.025	11:33:54.941
12	1:58.357	+28.415	11:35:53.298
13	1:53.459	+23.517	11:37:46.757
14	1:04:34.245	13:04.303	12:42:21.002
15	1:32.679	+2.737	12:43:53.681
16	1:31.616	+1.674	12:45:25.297
17	1:29.942		12:46:55.239
18	1:37.244	+7.302	12:48:32.483
19	5:04.226	+3:34.284	12:53:36.709
20	1:33.275	+3.333	12:55:09.984
21	1:31.571	+1.629	12:56:41.555
22	1:32.733	+2.791	12:58:14.288

(63) VANSTRYDONCK Rudy

Lap	Lap Tm	Diff	Time of Day
1	1:36.778	+6.047	9:06:31.518
2	1:45.866	+15.135	9:08:17.384
3	1:34.020	+3.289	9:09:51.404
4	1:33.055	+2.324	9:11:24.459
5	1:38.493	+7.762	9:13:02.952
6	1:33.382	+2.651	9:14:36.334
7	1:32.023	+1.292	9:16:08.357
8	1:32.446	+1.715	9:17:40.803
9	1:07:34.136	16:03.405	10:25:14.939
10	1:30.731		10:26:45.670
11	1:31.050	+0.319	10:28:16.720
12	1:31.668	+0.937	10:29:48.388

Lap	Lap Tm	Diff	Time of Day
13	1:31.099	+0.368	10:31:19.487
14	1:31.312	+0.581	10:32:50.799
15	1:31.371	+0.640	10:34:22.170
16	1:32.263	+1.532	10:35:54.433
17	1:30.928	+0.197	10:37:25.361
18	1:06:21.533	14:50.802	11:43:46.894
19	1:31.620	+0.889	11:45:18.514
20	1:31.180	+0.449	11:46:49.694
21	1:32.128	+1.397	11:48:21.822
22	1:33.697	+2.966	11:49:55.519
23	1:31.620	+0.889	11:51:27.139
24	1:32.317	+1.586	11:52:59.456
25	1:34.008	+3.277	11:54:33.464

(12) IVALDI Christian

Lap	Lap Tm	Diff	Time of Day
1	2:29.868	+58.401	10:09:07.742
2	2:24.136	+52.669	10:11:31.878
3	2:21.265	+49.798	10:13:53.143
4	2:19.682	+48.215	10:16:12.825
5	2:12.877	+41.410	10:18:25.702
6	1:08:22.816	16:51.349	11:26:48.518
7	2:03.880	+32.413	11:28:52.398
8	2:19.740	+48.273	11:31:12.138
9	2:01.523	+30.056	11:33:13.661
10	1:59.423	+27.956	11:35:13.084
11	1:58.281	+26.814	11:37:11.365
12	1:04:46.496	13:15.029	12:41:57.861
13	1:37.770	+6.303	12:43:35.631
14	1:36.633	+5.166	12:45:12.264
15	1:33.283	+1.816	12:46:45.547
16	1:34.260	+2.793	12:48:19.807
17	1:39.203	+7.736	12:49:59.010
18	1:32.322	+0.855	12:51:31.332
19	1:35.915	+4.448	12:53:07.247
20	1:31.585	+0.118	12:54:38.832
21	1:31.467		12:56:10.299
22	1:31.915	+0.448	12:57:42.214

(35) CARREZ Pauline

Lap	Lap Tm	Diff	Time of Day
1	1:51.403	+19.243	9:08:18.720
2	1:45.192	+13.032	9:10:03.912
3	1:41.371	+9.211	9:11:45.283
4	1:39.789	+7.629	9:13:25.072
5	1:42.587	+10.427	9:15:07.659
6	1:38.380	+6.220	9:16:46.039
7	1:40.169	+8.009	9:18:26.208
8	1:06:02.020	14:29.860	10:24:28.228
9	1:39.229	+7.069	10:26:07.457
10	1:40.091	+7.931	10:27:47.548
11	1:37.920	+5.760	10:29:25.468
12	1:36.442	+4.282	10:31:01.910
13	1:35.946	+3.786	10:32:37.856
14	1:39.412	+7.252	10:34:17.268
15	1:08:38.320	17:06.160	11:42:55.588
16	1:35.860	+3.700	11:44:31.448
17	1:34.196	+2.036	11:46:05.644
18	1:33.508	+1.348	11:47:39.152
19	1:33.255	+1.095	11:49:12.407
20	1:32.852	+0.692	11:50:45.259
21	1:32.160		11:52:17.419

(86) VAN NUISSENBURG David

Lap	Lap Tm	Diff	Time of Day
1	1:32.485		10:27:05.905

(26) VERACHTERT Loic

Lap	Lap Tm	Diff	Time of Day
1	2:10.185	+37.344	10:07:49.550

Chief of Timing & Scoring Orbits

Race Director www.mylaps.com

Printed: 24-04-26 14:37:24 Licensed to: Races Information Services SPRL

Page 11/13

OM Racing


OM Racing TrackDays

Session 1

Practice started at 8:41:19

METTET 2,280 km

24-04-26 09:00



Lap	Lap Tm	Diff	Time of Day
2	2:26.088	+53.247	10:10:15.638
3	2:14.224	+41.383	10:12:29.862
4	2:08.106	+35.265	10:14:37.968
5	2:09.266	+36.425	10:16:47.234
6	2:06.449	+33.608	10:18:53.683
7	1:07:14.359	15:41.518	11:26:08.042
8	2:15.866	+43.025	11:28:23.908
9	1:47.842	+15.001	11:30:11.750
10	1:46.340	+13.499	11:31:58.090
11	1:58.057	+25.216	11:33:56.147
12	1:58.404	+25.563	11:35:54.551
13	1:53.103	+20.262	11:37:47.654
14	1:04:45.659	13:12.818	12:42:33.313
15	1:43.267	+10.426	12:44:16.580
16	1:54.362	+21.521	12:46:10.942
17	1:34.961	+2.120	12:47:45.903
18	1:35.891	+3.050	12:49:21.794
19	1:35.851	+3.010	12:50:57.645
20	1:36.627	+3.786	12:52:34.272
21	1:32.841		12:54:07.113
22	1:34.286	+1.445	12:55:41.399
23	1:34.777	+1.936	12:57:16.176

(30) BEECKMANS Dyan

1	2:31.973	+58.712	10:10:00.299
2	2:14.493	+41.232	10:12:14.792
3	2:09.015	+35.754	10:14:23.807
4	2:07.214	+33.953	10:16:31.021
5	2:11.612	+38.351	10:18:42.633
6	1:08:35.569	17:02.308	11:27:18.202
7	2:08.779	+35.518	11:29:26.981
8	2:04.020	+30.759	11:31:31.001
9	1:59.513	+26.252	11:33:30.514
10	2:00.118	+26.857	11:35:30.632
11	1:56.144	+22.883	11:37:26.776
12	1:04:31.569	12:58.308	12:41:58.345
13	1:37.786	+4.525	12:43:36.131
14	1:36.346	+3.085	12:45:12.477
15	1:38.615	+5.354	12:46:51.092
16	1:38.570	+5.309	12:48:29.662
17	1:36.851	+3.590	12:50:06.513
18	1:36.827	+3.566	12:51:43.340
19	1:35.816	+2.555	12:53:19.156
20	1:33.261		12:54:52.417
21	1:36.495	+3.234	12:56:28.912
22	1:35.525	+2.264	12:58:04.437

(1) ANTOINE Fabrice

1	2:27.743	+54.084	10:09:57.228
2	2:18.774	+45.115	10:12:16.002
3	2:09.104	+35.445	10:14:25.106
4	2:07.204	+33.545	10:16:32.310
5	2:11.424	+37.765	10:18:43.734
6	1:08:38.195	17:04.536	11:27:21.929
7	2:03.457	+29.798	11:29:25.386
8	2:02.869	+29.210	11:31:28.255
9	2:04.407	+30.748	11:33:32.662
10	2:00.407	+26.748	11:35:33.069
11	1:56.752	+23.093	11:37:29.821
12	1:04:23.395	12:49.736	12:41:53.216
13	1:34.563	+0.904	12:43:27.779
14	1:42.546	+8.887	12:45:10.325
15	1:33.928	+0.269	12:46:44.253
16	1:38.420	+4.761	12:48:22.673
17	1:38.709	+5.050	12:50:01.382
18	1:41.233	+7.574	12:51:42.615

Lap	Lap Tm	Diff	Time of Day
19	1:34.287	+0.628	12:53:16.902
20	1:34.682	+1.023	12:54:51.584
21	1:36.354	+2.695	12:56:27.938
22	1:33.659		12:58:01.597

(3) CARZEDDA Guillaume

1	2:08.674	+34.594	10:08:08.339
2	2:14.183	+40.103	10:10:22.522
3	2:21.821	+47.741	10:12:44.343
4	2:13.754	+39.674	10:14:58.097
5	2:08.136	+34.056	10:17:06.233
6	1:09:27.026	17:52.946	11:26:33.259
7	2:06.695	+32.615	11:28:39.954
8	2:16.467	+42.387	11:30:56.421
9	2:06.069	+31.989	11:33:02.490
10	2:00.935	+26.855	11:35:03.425
11	1:55.504	+21.424	11:36:58.929
12	1:04:57.837	13:23.757	12:41:56.766
13	1:39.893	+5.813	12:43:36.659
14	1:38.269	+4.189	12:45:14.928
15	1:36.604	+2.524	12:46:51.532
16	1:38.560	+4.480	12:48:30.092
17	1:40.607	+6.527	12:50:10.699
18	3:01.400	+1:27.320	12:53:12.099
19	1:38.365	+4.285	12:54:50.464
20	1:35.527	+1.447	12:56:25.991
21	1:34.080		12:58:00.071

(14) KORONIDIS Aurelien

1	2:10.342	+36.247	10:07:50.399
2	2:12.210	+47.115	10:10:11.609
3	2:19.196	+45.101	10:12:30.805
4	2:08.053	+33.958	10:14:38.858
5	2:09.361	+35.266	10:16:48.219
6	2:06.405	+32.310	10:18:54.624
7	1:07:11.141	15:37.046	11:26:05.765
8	2:20.887	+46.792	11:28:26.652
9	1:50.321	+16.226	11:30:16.973
10	1:45.466	+11.371	11:32:02.439
11	1:51.750	+17.655	11:33:54.189
12	1:58.188	+24.093	11:35:52.377
13	1:52.697	+18.602	11:37:45.074
14	1:04:22.803	12:48.708	12:42:07.877
15	1:35.123	+1.028	12:43:43.000
16	1:41.350	+7.255	12:45:24.350
17	1:38.950	+4.855	12:47:03.300
18	1:34.095		12:48:37.395
19	1:37.348	+3.253	12:50:14.743
20	1:35.949	+1.854	12:51:50.692
21	1:35.649	+1.554	12:53:26.341
22	1:35.075	+0.980	12:55:01.416
23	1:36.687	+2.592	12:56:38.103
24	1:36.701	+2.606	12:58:14.804

(7) CONTI Julie

1	2:25.383	+51.255	10:09:06.806
2	2:24.464	+50.336	10:11:31.270
3	2:21.086	+46.958	10:13:52.356
4	2:19.388	+45.260	10:16:11.744
5	2:16.779	+42.651	10:18:28.523
6	1:08:18.189	16:44.061	11:26:46.712
7	2:09.365	+35.237	11:28:56.077
8	2:15.340	+41.212	11:31:11.417
9	2:01.512	+27.384	11:33:12.929
10	1:58.995	+24.867	11:35:11.924
11	1:58.143	+24.015	11:37:10.067

Lap	Lap Tm	Diff	Time of Day
12	1:05:20.335	13:46.207	12:42:30.402
13	1:44.389	+10.261	12:44:14.791
14	1:50.287	+16.159	12:46:05.078
15	1:34.468	+0.340	12:47:39.546
16	1:34.128		12:49:13.674
17	1:36.606	+2.478	12:50:50.280
18	1:40.830	+6.702	12:52:31.110
19	1:34.419	+0.291	12:54:05.529
20	1:38.395	+4.267	12:55:43.924
21	1:39.884	+5.756	12:57:23.808

(19) PEREZ Luciana

1	2:10.097	+35.105	10:07:51.577
2	2:21.033	+46.041	10:10:12.610
3	2:14.429	+39.437	10:12:27.039
4	2:08.188	+33.196	10:14:35.227
5	2:14.504	+39.512	10:16:49.731
6	2:06.091	+31.099	10:18:55.822
7	1:07:14.763	15:39.771	11:26:10.585
8	2:14.974	+39.982	11:28:25.559
9	1:50.503	+15.511	11:30:16.062
10	1:45.768	+10.776	11:32:01.830
11	1:51.176	+16.184	11:33:53.006
12	1:57.455	+22.463	11:35:50.461
13	1:58.668	+23.676	11:37:49.129
14	1:04:30.962	12:55.970	12:42:20.091
15	1:53.735	+18.743	12:44:13.826
16	2:00.011	+26.019	12:46:13.837
17	1:52.721	+17.729	12:48:06.558
18	1:39.965	+4.973	12:49:46.523
19	1:41.652	+6.660	12:51:28.175
20	1:38.803	+3.811	12:53:06.978
21	1:40.597	+5.605	12:54:47.575
22	1:36.519	+1.527	12:56:24.094
23	1:34.992		12:57:59.086

(8) DERNIER Max

1	2:09.621	+34.015	10:07:52.546
2	2:22.036	+46.430	10:10:14.582
3	2:14.732	+39.126	10:12:29.314
4	2:08.105	+32.499	10:14:37.419
5	2:09.018	+33.412	10:16:46.437
6	2:06.855	+31.249	10:18:53.292
7	1:07:14.153	15:38.547	11:26:07.445
8	2:15.869	+40.263	11:28:23.314
9	1:46.344	+10.738	11:30:09.658
10	1:55.553	+19.947	11:32:05.211
11	1:50.323	+14.717	11:33:55.534
12	1:58.415	+22.809	11:35:53.949
13	1:53.332	+17.726	11:37:47.281
14	1:04:46.711	13:11.105	12:42:33.992
15	1:44.277	+8.671	12:44:18.269
16	1:50.512	+14.906	12:46:08.781
17	1:36.678	+1.072	12:47:45.459
18	1:35.613	+0.007	12:49:21.072
19	1:37.973	+2.367	12:50:59.045
20	1:37.816	+2.210	12:52:36.861
21	1:35.606		12:54:12.467
22	1:37.908	+2.302	12:55:50.375
23	1:42.963	+7.357	12:57:33.338

(15) LAMBERT Celyne

1	2:17.539	+41.835	10:09:13.048
2	2:23.185	+47.481	10:11:36.233
3	2:27.014	+51.310	10:14:03.247
4	2:22.299	+46.595	10:16:25.546

Chief of Timing & Scoring Orbits

Race Director www.mylaps.com

Printed: 24-04-26 14:37:24 Licensed to: Races Information Services SPRL

Page 12/13

OM Racing


OM Racing TrackDays

Session 1

Practice started at 8:41:19

METTET 2,280 km

24-04-26 09:00



Lap	Lap Tm	Diff	Time of Day
5	2:11.099	+35.395	10:18:36.645
6	1:08:35.861	17:00.157	11:27:12.506
7	2:03.251	+27.547	11:29:15.757
8	2:02.506	+26.802	11:31:18.263
9	2:03.902	+28.198	11:33:22.165
10	2:02.985	+27.281	11:35:25.150
11	1:56.409	+20.705	11:37:21.559
12	1:05:30.279	13:54.575	12:42:51.838
13	1:50.504	+14.800	12:44:42.342
14	1:43.774	+8.070	12:46:26.116
15	1:44.992	+9.288	12:48:11.108
16	1:50.094	+14.390	12:50:01.202
17	1:41.183	+5.479	12:51:42.385
18	1:42.077	+6.373	12:53:24.462
19	1:37.043	+1.339	12:55:01.505
20	1:35.704		12:56:37.209
21	1:39.573	+3.869	12:58:16.782

(71) DEWINKLEER Chloe

1	2:27.609	+51.520	10:09:59.068
2	2:14.312	+38.223	10:12:13.380
3	2:08.605	+32.516	10:14:21.985
4	2:13.608	+37.519	10:16:35.593
5	2:10.574	+34.485	10:18:46.167
6	1:08:36.515	17:00.426	11:27:22.682
7	2:03.461	+27.372	11:29:26.143
8	2:03.295	+27.206	11:31:29.438
9	1:58.907	+22.818	11:33:28.345
10	2:00.714	+24.625	11:35:29.059
11	2:01.574	+25.485	11:37:30.633
12	1:04:56.601	13:20.512	12:42:27.234
13	1:44.607	+8.518	12:44:11.841
14	1:45.644	+9.555	12:45:57.485
15	1:39.431	+3.342	12:47:36.916
16	1:37.094	+1.005	12:49:14.010
17	1:39.899	+3.810	12:50:53.909
18	1:39.435	+3.346	12:52:33.344
19	1:38.308	+2.219	12:54:11.652
20	1:36.089		12:55:47.741
21	1:44.437	+8.348	12:57:32.178

(28) WICK Sebastien

1	2:27.733	+46.176	10:09:58.010
2	2:14.069	+32.512	10:12:12.079
3	2:15.229	+33.672	10:14:27.308
4	2:05.780	+24.223	10:16:33.088
5	2:11.744	+30.187	10:18:44.832
6	1:08:35.920	16:54.363	11:27:20.752
7	2:02.511	+20.954	11:29:23.263
8	2:09.635	+28.078	11:31:32.898
9	1:58.696	+17.139	11:33:31.594
10	2:00.228	+18.671	11:35:31.822
11	1:56.551	+14.994	11:37:28.373
12	1:04:52.460	13:10.903	12:42:20.833
13	1:54.392	+12.835	12:44:15.225
14	1:58.318	+16.761	12:46:13.543
15	1:53.416	+11.859	12:48:06.959
16	1:52.791	+11.234	12:49:59.750
17	1:41.557		12:51:41.307
18	1:42.007	+0.450	12:53:23.314
19	1:45.245	+3.688	12:55:08.559
20	1:44.730	+3.173	12:56:53.289

(9) Emilie

1	2:10.209	+27.535	10:07:50.931
2	2:21.138	+38.464	10:10:12.069

Lap	Lap Tm	Diff	Time of Day
3	2:14.244	+31.570	10:12:26.313
4	2:13.706	+31.032	10:14:40.019
5	2:08.788	+26.114	10:16:48.807
6	2:06.459	+23.785	10:18:55.266
7	1:07:13.501	15:30.827	11:26:08.767
8	2:15.880	+33.206	11:28:24.647
9	1:50.424	+7.750	11:30:15.071
10	1:45.545	+2.871	11:32:00.616
11	1:51.148	+8.474	11:33:51.764
12	2:01.737	+19.063	11:35:53.501
13	1:55.045	+12.371	11:37:48.546
14	1:04:57.011	13:14.337	12:42:45.557
15	1:50.524	+7.850	12:44:36.081
16	1:50.912	+8.238	12:46:26.993
17	1:49.649	+6.975	12:48:16.642
18	1:48.101	+5.427	12:50:04.743
19	1:43.498	+0.824	12:51:48.241
20	1:42.674		12:53:30.915
21	1:42.967	+0.293	12:55:13.882
22	1:43.283	+0.609	12:56:57.165

(25) VAN DAMME Christian

1	9:54.656	+8:10.598	10:16:50.807
2	2:07.182	+23.124	10:18:57.989
3	1:08:07.023	16:22.965	11:27:05.012
4	1:52.359	+8.301	11:28:57.371
5	2:15.583	+31.525	11:31:12.954
6	2:04.115	+20.057	11:33:17.069
7	1:59.017	+14.959	11:35:16.086
8	1:07:13.891	15:29.833	12:42:29.977
9	1:51.392	+7.334	12:44:21.369
10	1:57.697	+13.639	12:46:19.066
11	1:50.559	+6.501	12:48:09.625
12	2:00.664	+16.606	12:50:10.289
13	1:52.366	+8.308	12:52:02.655
14	1:48.607	+4.549	12:53:51.262
15	1:44.058		12:55:35.320
16	1:46.711	+2.653	12:57:22.031

(10) EVEN Daniel

1	2:18.294	+30.989	10:09:12.389
2	2:22.893	+35.588	10:11:35.282
3	2:32.102	+44.797	10:14:07.384
4	2:15.826	+28.521	10:16:23.210
5	2:12.647	+25.342	10:18:35.857
6	1:08:34.122	16:46.817	11:27:09.979
7	2:03.541	+16.236	11:29:13.520
8	2:03.219	+15.914	11:31:16.739
9	2:04.144	+16.839	11:33:20.883
10	2:00.743	+13.438	11:35:21.626
11	1:59.263	+11.958	11:37:20.889
12	1:05:28.786	13:41.481	12:42:49.675
13	1:51.947	+4.642	12:44:41.622
14	1:52.259	+4.954	12:46:33.881
15	1:49.574	+2.269	12:48:23.455
16	1:51.707	+4.402	12:50:15.162
17	1:50.401	+3.096	12:52:05.563
18	1:51.483	+4.178	12:53:57.046
19	1:47.305		12:55:44.351
20	1:49.072	+1.767	12:57:33.423

(24) THIBAUT Stephane

1	2:09.431	+20.375	10:08:09.958
2	2:13.286	+24.230	10:10:23.244
3	2:18.702	+29.646	10:12:41.946
4	2:17.355	+28.299	10:14:59.301

Lap	Lap Tm	Diff	Time of Day
5	2:08.254	+19.198	10:17:07.555
6	1:09:26.387	17:37.331	11:26:33.942
7	2:06.752	+17.696	11:28:40.694
8	2:17.669	+28.613	11:30:58.363
9	2:00.287	+11.231	11:32:58.650
10	2:05.642	+16.586	11:35:04.292
11	1:58.980	+9.924	11:37:03.272
12	1:05:13.988	13:24.932	12:42:17.260
13	1:56.457	+7.401	12:44:13.717
14	1:58.309	+9.253	12:46:12.026
15	1:54.365	+5.309	12:48:06.391
16	1:55.147	+6.091	12:50:01.538
17	1:57.158	+8.102	12:51:58.696
18	1:52.417	+3.361	12:53:51.113
19	1:50.981	+1.925	12:55:42.094
20	1:49.056		12:57:31.150

(17) LOPEZ Maria-Elena

1	2:25.273	+27.255	10:09:05.074
2	2:24.564	+26.546	10:11:29.638
3	2:21.852	+23.834	10:13:51.490
4	2:23.666	+25.648	10:16:15.156
5	2:12.346	+14.328	10:18:27.502
6	1:08:22.320	16:24.302	11:26:49.822
7	2:04.542	+6.524	11:28:54.364
8	2:15.030	+17.012	11:31:09.394
9	2:01.165	+3.147	11:33:10.559
10	2:04.174	+6.156	11:35:14.733
11	1:58.018		11:37:12.751
12	1:05:30.860	13:32.842	12:42:43.611

Chief of Timing & Scoring

Orbits

Race Director

www.mylaps.com

Licensed to: Races Information Services SPRL