

**P3 Trophee F3 Classic FRenault Classic**

**Classement sur le meilleur temps**

**Essais Prives / Private Practices**

**PISTE SECHE / DRY TRACK**

Pos	No	Cat	#Cat	CDP	Pilote 1 / Pilote 2	Nat1/Nat2	Voiture	Annee	N.T.	M.T.	Tour	Ecart	Vitesse
1	59	F3	1	1	ROUVIER Frédéric	F	Martini MK31 - Toy	1980	12	1:41.258	7		132,576
2	11	F3	2		JACKSON Simon	GB	Chevron B43 - Toy	1978	13	1:42.192	12	0:00.934	131,364
3	1	FR_T	1	1	ROBERT Lionel	F	Martini MK48	1986	11	1:42.775	10	0:01.517	130,619
4	73	F3	3	1	ARBEIT Michel	F	Chevron B38 - Toy	1977	11	1:42.806	10	0:01.548	130,580
5	9	F3	4		JACOBS Ian	GB	Ralt RT3 - VW	1984	13	1:43.093	10	0:01.835	130,216
6	4	F3	5	1	EYNARD-MACHET Jean-Pierre	F	Martini MK31 - Toy	1980	11	1:44.238	10	0:02.980	128,786
7	51	FR_T	2	1	""""NELSON""""	F	Martini MK51	1987	11	1:44.264	8	0:03.006	128,754
8	22	F3	6	1	VALLERY-MASSON Laurent	F	Ralt RT3 - VW	1983	6	1:45.126	3	0:03.868	127,698
9	15	F3	7	1	ANTUNES TAVARES Carlos	F	Chevron B47 - Toy	1979	14	1:45.380	8	0:04.122	127,390
10	47	FR_T	3		MONNET Jean-Charles	F	Martini MK41	1984	12	1:45.583	10	0:04.325	127,145
11	39	FR_T	4	1	BOUCHERIE Antoine	F	Martini MK54	1988	13	1:46.120	11	0:04.862	126,502
12	162	FR_T	5		KLEIN Marc	L	Martini MK41	1984	14	1:46.763	8	0:05.505	125,740
13	38	FR_T	6		CHATEAUX Jean-Baptiste	F	Martini MK54	1998	6	1:46.828	6	0:05.570	125,664
14	97	FR_T	7	1	MOTTEZ Bruno	F	Martini MK51	1987	13	1:46.874	10	0:05.616	125,610
15	26	FR_T	8	1	FRANCE Arnaud	F	Martini MK44	1985	13	1:47.107	8	0:05.849	125,336
16	5	F3	8		CANDIANI Gianluigi	I	March 783 - Toy	1978	9	1:48.891	2	0:07.633	123,283
17	79	FR_T	9	1	DOMAS Jackie	F	Martini MK54	1988	12	1:49.128	3	0:07.870	123,015
18	63	FR_A	1	1	BELTRAMELLI Viny	F	Van Diemen FR93	1993	14	1:50.076	14	0:08.818	121,956
19	6	F3	9	1	LACOUR Bernard	F	Martini MK42 - VW	1984	5	1:50.984	4	0:09.726	120,958
20	87	FR_A	2	1	MONIAT Claude	F	Martini MK59	1990	6	1:52.716	5	0:11.458	119,099
21	110	FR_A	3	1	RENOULT Gilles	F	Orion FR90	1990	10	1:52.785	9	0:11.527	119,026
22	78	FR_A	4	1	BOUDON Pascal	F	Swift FR90	1990	11	1:55.338	5	0:14.080	116,392
23	24	FR_T	10	1	LOGUT Christian	F	Martini MK30	1980	9	1:59.695	7	0:18.437	112,155
<b>NON PARTANTS</b>													
16	F3	1			GRELET Jean-Paul	F	Ralt RT1 - Toy	1976					
43	F3				RIMBERT Guy	B	Tecno F3	1969					
72	FR_A	1			BOUDREAU Tony	F	Orion FR90	1990					
88	FR_A	1			LESAGE Bruneau	F	Orion FR91	1991					

Val de Vienne - Longueur du Circuit : 3,729 km

Les résultats sont provisoires jusqu'à la fin du délai de réclamation et d'appel soit 30 minutes après leur affichage officiel.

En cas de problème lors de vérifications techniques, d'incidents sportifs ou de réclamation, les résultats seront suspendus jusqu'à la fin des investigations.

Results are provisional until the end of protest and appeal time. The limit is 30 minutes after publishing the official notice.

In case of problem during technical scrutineering, sporting incident or protest, results will be suspended until the end of investigations.

Directeur de course / Clerk of the course : Pauline SCHOofs	Date et Heure Affichage	Chronomètreur / Timekeeper :R.I.S.
---	-------------------------	------------------------------------

**P3 Trophee F3 Classic F Renault Classic**  
**Essais Prives**

**Best Sector**

#	N°	Name	Sector1	#	N°	Name	Sector 2	#	N°	Name	Sector 3	#	N°	Name	Best lap	Ideal lap
1	59		38.012	1	9		25.490	1	59		37.369	1	59		1:41.258	1:41.141
2	11		38.080	2	59		25.760	2	11		37.927	2	11		1:42.192	1:41.837
3	73		38.504	3	73		25.787	3	1		38.178	3	1		1:42.775	1:42.608
4	1		38.609	4	1		25.821	4	73		38.303	4	73		1:42.806	1:42.594
5	9		38.691	5	11		25.830	5	4		38.460	5	9		1:43.093	1:42.751
6	4		39.146	6	51		26.233	6	9		38.570	6	4		1:44.238	1:44.027
7	51		39.265	7	4		26.421	7	51		38.641	7	51		1:44.264	1:44.139
8	15		39.653	8	162		26.453	8	22		38.711	8	22		1:45.126	1:45.126
9	22		39.680	9	47		26.515	9	15		39.038	9	15		1:45.380	1:45.228
10	47		39.725	10	15		26.537	10	47		39.041	10	47		1:45.583	1:45.281
11	39		39.889	11	5		26.585	11	39		39.438	11	39		1:46.120	1:46.120
12	38		39.969	12	26		26.620	12	38		39.602	12	162		1:46.763	1:46.342
13	162		40.130	13	22		26.735	13	97		39.622	13	38		1:46.828	1:46.731
14	26		40.375	14	39		26.793	14	26		39.646	14	97		1:46.874	1:46.874
15	97		40.405	15	97		26.847	15	162		39.759	15	26		1:47.107	1:46.641
16	79		41.125	16	79		26.954	16	79		40.265	16	5		1:48.891	1:48.380
17	5		41.389	17	38		27.160	17	5		40.406	17	79		1:49.128	1:48.344
18	63		41.595	18	6		27.190	18	63		40.744	18	63		1:50.076	1:49.908
19	6		41.837	19	63		27.569	19	6		41.184	19	6		1:50.984	1:50.211
20	87		42.016	20	87		28.039	20	87		41.364	20	87		1:52.716	1:51.419
21	110		42.307	21	110		28.220	21	110		41.944	21	110		1:52.785	1:52.471
22	78		43.416	22	78		28.472	22	78		42.321	22	78		1:55.338	1:54.209
23	24		44.357	23	24		30.161	23	24		44.195	23	24		1:59.695	1:58.713

**P3 Trophee F3 Classic FRenault Classic**  
**Essais Prives**

**Best Sector**

**1** ROBERT Lionel Martini MK48

Lap	Speed / Pit	Sector1	Sector2	Sector 3	Time	Lap	Speed / Pit	Sector1	Sector2	Sector 3	Time	
1		>10min	27.761	41.022		2		40.042	26.391	38.903	1:45.336	
3		41.805	26.110	38.680	1:46.595	4		39.074	25.821	38.793	1:43.688	
5 Pit		39.390	26.179	42.503	1:48.072	6		2:03.352	2:38.764	26.268	38.244	3:43.276
7 Pit		38.669	26.228	39.977	1:44.874	8		1:08.072	1:43.354	26.116	38.600	2:48.070
9		38.942	26.084	38.298	1:43.324	10		38.652	25.945	38.178	1:42.775	
11 Pit		38.609	25.862	48.414	1:52.885							

**4** EYNARD-MACHET Jean-Pierre Martini MK31 - Toy

Lap	Speed / Pit	Sector1	Sector2	Sector 3	Time	Lap	Speed / Pit	Sector1	Sector2	Sector 3	Time
1		>10min	28.053	41.243		2		40.420	26.762	39.236	1:46.418
3		39.794	26.740	39.128	1:45.662	4		39.751	26.615	38.535	1:44.901
5		49.121	34.474	41.752	2:05.347	6		44.820	27.295	39.698	1:51.813
7		46.667	27.935	40.923	1:55.525	8		39.265	26.849	39.460	1:45.574
9		39.258	26.744	40.499	1:46.501	10		39.146	26.632	38.460	1:44.238
11		39.494	26.421	38.940	1:44.855						

**5** CANDIANI Gianluigi March 783 - Toy

Lap	Speed / Pit	Sector1	Sector2	Sector 3	Time	Lap	Speed / Pit	Sector1	Sector2	Sector 3	Time	
1		>10min	31.307	42.761		2		41.389	27.096	40.406	1:48.891	
3		41.540		>10min	1:49.114	4		42.138	27.865	40.494	1:50.497	
5 Pit		42.884		>10min	1:55.602	6		1:20.353	2:00.021		>10min	3:09.473
7 Pit		41.401	26.857	43.608	1:51.866	8		6:36.159	7:17.958	26.585	40.605	8:25.148
9 Pit		42.214	35.191	57.428	2:14.833							

**6** LACOUR Bernard Martini MK42 - VW

Lap	Speed / Pit	Sector1	Sector2	Sector 3	Time	Lap	Speed / Pit	Sector1	Sector2	Sector 3	Time
1		>10min	30.351	44.103		2		43.435	29.095	42.730	1:55.260
3		41.837	28.113	42.023	1:51.973	4		42.506	27.294	41.184	1:50.984
5		43.036	27.309	41.203	1:51.548			42.060	27.190		

**9** JACOBS Ian Ralt RT3 - VW

Lap	Speed / Pit	Sector1	Sector2	Sector 3	Time	Lap	Speed / Pit	Sector1	Sector2	Sector 3	Time
1		>10min	28.906	42.080		2		40.094	26.866	40.111	1:47.071
3		40.873	26.150	39.903	1:46.926	4		40.760	27.840	39.877	1:48.477
5		40.277	26.245	39.449	1:45.971	6		42.937	29.254	39.950	1:52.141
7		49.461	30.131	41.897	2:01.489	8		38.955	26.011	39.039	1:44.005
9		38.914	26.259	39.675	1:44.848	10		38.691	25.832	38.570	1:43.093
11		38.796	25.490	38.812	1:43.098	12		39.008	26.003	38.879	1:43.890
13 Pit		38.953	25.776	44.190	1:48.919						

**11** JACKSON Simon Chevron B43 - Toy

Lap	Speed / Pit	Sector1	Sector2	Sector 3	Time	Lap	Speed / Pit	Sector1	Sector2	Sector 3	Time
1		>10min	29.417	41.240		2		40.100	26.810	38.964	1:45.874
3		40.950	26.832	40.148	1:47.930	4		38.966	27.088	38.519	1:44.573
5		39.391	25.981	38.399	1:43.771	6		42.505	27.302	39.436	1:49.243
7		47.229	27.581	39.257	1:54.067	8		38.080	26.028	38.855	1:42.963
9		38.832	25.858	37.927	1:42.617	10		38.767	25.939	41.846	1:46.552
11		38.389	25.976	37.960	1:42.325	12		38.286	25.830	38.076	1:42.192
13 Pit		42.140	30.743	52.787	2:05.670						

**15** ANTUNES TAVARES Carlos Chevron B47 - Toy

Lap	Speed / Pit	Sector1	Sector2	Sector 3	Time	Lap	Speed / Pit	Sector1	Sector2	Sector 3	Time
1		>10min	28.397	43.017		2		40.700	27.391	40.395	1:48.486
3		40.584	26.602	39.688	1:46.874	4		48.562	28.182	40.311	1:57.055

5		41.173	26.558	40.033	1:47.764	6		39.958	26.770	39.474	1:46.202
7		39.653	26.889	39.347	1:45.889	8		39.776	26.566	39.038	1:45.380
9		41.579	27.031	39.479	1:48.089	10		40.032	26.829	39.757	1:46.618
11		40.237	26.537	47.257	1:54.031	12		40.329	27.380	39.726	1:47.435
13		39.918	26.639	39.255	1:45.812	14 Pit		45.636	36.046	53.796	2:15.478
<b>16</b>	GRELET Jean-Paul										<b>Ralt RT1 - Toy</b>
<b>Lap</b>	<b>Speed / Pit</b>	<b>Sector1</b>	<b>Sector2</b>	<b>Sector 3</b>	<b>Time</b>	<b>Lap</b>	<b>Speed / Pit</b>	<b>Sector1</b>	<b>Sector2</b>	<b>Sector 3</b>	<b>Time</b>
<b>22</b>	VALLERY-MASSON Laurent										<b>Ralt RT3 - VW</b>
<b>Lap</b>	<b>Speed / Pit</b>	<b>Sector1</b>	<b>Sector2</b>	<b>Sector 3</b>	<b>Time</b>	<b>Lap</b>	<b>Speed / Pit</b>	<b>Sector1</b>	<b>Sector2</b>	<b>Sector 3</b>	<b>Time</b>
1		>10min	27.410	40.315		2		40.985	26.786	39.309	1:47.080
3		39.680	26.735	38.711	1:45.126	4 Pit		4:45.410	31.926	47.520	6:04.856
5 Pit	3:59.420	5:02.201	33.456	50.211	6:25.868	6 Pit	1:18.076	2:01.292	38.388	51.801	3:31.481
<b>24</b>	LOGUT Christian										<b>Martini MK30</b>
<b>Lap</b>	<b>Speed / Pit</b>	<b>Sector1</b>	<b>Sector2</b>	<b>Sector 3</b>	<b>Time</b>	<b>Lap</b>	<b>Speed / Pit</b>	<b>Sector1</b>	<b>Sector2</b>	<b>Sector 3</b>	<b>Time</b>
1		>10min	32.432	48.915		2		48.595	31.939	46.224	2:06.758
3 Pit		52.247	32.899	49.014	2:14.160	4	1:40.679	2:26.752	32.787	45.634	3:45.173
5		46.323	31.136	46.033	2:03.492	6		45.081	30.161	44.881	2:00.123
7		44.931	30.569	44.195	1:59.695	8		45.812	30.511	45.120	2:01.443
9 Pit		44.357	30.594	53.518	2:08.469						
<b>26</b>	FRANCE Arnaud										<b>Martini MK44</b>
<b>Lap</b>	<b>Speed / Pit</b>	<b>Sector1</b>	<b>Sector2</b>	<b>Sector 3</b>	<b>Time</b>	<b>Lap</b>	<b>Speed / Pit</b>	<b>Sector1</b>	<b>Sector2</b>	<b>Sector 3</b>	<b>Time</b>
1		>10min	28.808	42.158		2		41.825	28.281	40.690	1:50.796
3		40.864	26.634	40.202	1:47.700	4		40.755	26.657	40.077	1:47.489
5		41.886	26.802	40.068	1:48.756	6		40.662	26.981	39.646	1:47.289
7		41.274	26.631	39.980	1:47.885	8		40.536	26.620	39.951	1:47.107
9 Pit		41.041	26.821	49.002	1:56.864	10	2:43.445	3:23.614	27.331	41.976	4:32.921
11		40.704	27.649	40.439	1:48.792	12		40.375	26.750	40.259	1:47.384
13 Pit		44.660	35.209	52.909	2:12.778						
<b>38</b>	CHATEAUX Jean-Baptiste										<b>Martini MK54</b>
<b>Lap</b>	<b>Speed / Pit</b>	<b>Sector1</b>	<b>Sector2</b>	<b>Sector 3</b>	<b>Time</b>	<b>Lap</b>	<b>Speed / Pit</b>	<b>Sector1</b>	<b>Sector2</b>	<b>Sector 3</b>	<b>Time</b>
1		>10min	29.628	42.818		2		42.227	28.030	40.580	1:50.837
3		40.907	27.707	39.975	1:48.589	4		39.969	27.611	39.975	1:47.555
5		40.700	27.160	39.754	1:47.614	6		39.995	27.231	39.602	1:46.828
		42.574	1:16.495								
<b>39</b>	BOUCHERIE Antoine										<b>Martini MK54</b>
<b>Lap</b>	<b>Speed / Pit</b>	<b>Sector1</b>	<b>Sector2</b>	<b>Sector 3</b>	<b>Time</b>	<b>Lap</b>	<b>Speed / Pit</b>	<b>Sector1</b>	<b>Sector2</b>	<b>Sector 3</b>	<b>Time</b>
1		>10min	30.367	46.135		2		42.693	27.914	40.983	1:51.590
3		41.983	27.501	40.195	1:49.679	4		41.140	27.171	40.651	1:48.962
5		40.409	27.039	40.234	1:47.682	6		40.094	27.170	42.091	1:49.355
7		40.487	27.032	39.998	1:47.517	8		40.194	27.289	39.885	1:47.368
9		40.645	27.131	39.784	1:47.560	10		40.228	26.957	40.026	1:47.211
11		39.889	26.793	39.438	1:46.120	12		40.030	26.895	39.831	1:46.756
13		40.045	27.039	40.000	1:47.084			44.980	34.604		
<b>43</b>	RIMBERT Guy										<b>Tecno F3</b>
<b>Lap</b>	<b>Speed / Pit</b>	<b>Sector1</b>	<b>Sector2</b>	<b>Sector 3</b>	<b>Time</b>	<b>Lap</b>	<b>Speed / Pit</b>	<b>Sector1</b>	<b>Sector2</b>	<b>Sector 3</b>	<b>Time</b>
<b>47</b>	MONNET Jean-Charles										<b>Martini MK41</b>
<b>Lap</b>	<b>Speed / Pit</b>	<b>Sector1</b>	<b>Sector2</b>	<b>Sector 3</b>	<b>Time</b>	<b>Lap</b>	<b>Speed / Pit</b>	<b>Sector1</b>	<b>Sector2</b>	<b>Sector 3</b>	<b>Time</b>
1		>10min	28.353	40.647		2		42.181	27.366	40.014	1:49.561
3		40.233	27.128	40.481	1:47.842	4		40.129	26.724	39.383	1:46.236
5		40.138	26.950	39.399	1:46.487	6		39.994	26.515	39.131	1:45.640
7		39.894	26.791	39.668	1:46.353	8		41.672	26.998	39.827	1:48.497
9			>10min	39.457	1:46.315	10		39.889	26.653	39.041	1:45.583
11		39.725	26.600	40.937	1:47.262	12		40.820	26.963	41.868	1:49.651
		48.992	34.140								
<b>51</b>	"****"NELSON"****"										<b>Martini MK51</b>
<b>Lap</b>	<b>Speed / Pit</b>	<b>Sector1</b>	<b>Sector2</b>	<b>Sector 3</b>	<b>Time</b>	<b>Lap</b>	<b>Speed / Pit</b>	<b>Sector1</b>	<b>Sector2</b>	<b>Sector 3</b>	<b>Time</b>
1		>10min	27.238	40.576		2		40.166	26.484	41.221	1:47.871
3		39.660	26.841	40.178	1:46.679	4		41.297	26.873	39.295	1:47.465

5 Pit	43.467	27.104	41.597	1:52.168	6	4:04.323	4:41.124	26.522	38.991	5:46.637
7	40.170	26.446	39.204	1:45.820	8		39.390	26.233	38.641	1:44.264
9	39.588	26.247	38.983	1:44.818	10		39.265	26.361	39.044	1:44.670
11 Pit	39.411	26.441	40.404	1:46.256						

**59** ROUVIER Frédéric Martini MK31 - Toy

Lap	Speed / Pit	Sector1	Sector2	Sector 3	Time	Lap	Speed / Pit	Sector1	Sector2	Sector 3	Time
1		>10min	27.474	39.187		2		38.356	26.161	38.058	1:42.575
3		38.317	25.916	37.673	1:41.906	4		38.322	25.931	37.853	1:42.106
5		38.302	25.811	38.486	1:42.599	6		38.933	25.972	38.209	1:43.114
7		38.025	25.864	37.369	1:41.258	8 Pit		38.544	26.666	42.082	1:47.292
9	1:37.336	2:13.883	26.509	38.110	3:18.502	10		38.242	25.795	37.754	1:41.791
11		38.012	25.760	37.573	1:41.345	12 Pit		39.444	26.042	46.007	1:51.493

**63** BELTRAMELLI Viny Van Diemen FR93

Lap	Speed / Pit	Sector1	Sector2	Sector 3	Time	Lap	Speed / Pit	Sector1	Sector2	Sector 3	Time
1		>10min	30.788	44.995		2		43.541	29.532	42.143	1:55.216
3		42.588	28.426	42.022	1:53.036	4		42.443	28.078	41.442	1:51.963
5		43.663	27.953	41.845	1:53.461	6		44.385	28.278	41.980	1:54.643
7		41.975	27.684	41.385	1:51.044	8		41.994	28.213	41.550	1:51.757
9		41.776	28.061	40.940	1:50.777	10		41.814	27.748	42.418	1:51.980
11		41.671	27.569	41.774	1:51.014	12		41.671	27.905	41.033	1:50.609
13		41.695	27.647	41.319	1:50.661	14		41.595	27.737	40.744	1:50.076
		44.161	30.534								

**72** BOUDREAU Tony Orion FR90

Lap	Speed / Pit	Sector1	Sector2	Sector 3	Time	Lap	Speed / Pit	Sector1	Sector2	Sector 3	Time
-----	-------------	---------	---------	----------	------	-----	-------------	---------	---------	----------	------

**73** ARBEIT Michel Chevron B38 - Toy

Lap	Speed / Pit	Sector1	Sector2	Sector 3	Time	Lap	Speed / Pit	Sector1	Sector2	Sector 3	Time
1		>10min	27.816	39.567				40.401			
3		2:25.179	26.019	38.602	3:29.800	4		39.205	25.908	38.303	1:43.416
		44.453	26.646			6		2:30.962	27.784	39.811	3:38.557
7		39.101	26.045	38.819	1:43.965	8		38.903	26.159	38.481	1:43.543
9		38.742	25.787	38.324	1:42.853	10		38.925		>10min	1:46.911
11		38.504		>10min	1:42.806	12 Pit		42.805	31.372	48.041	2:02.218

**78** BOUDON Pascal Swift FR90

Lap	Speed / Pit	Sector1	Sector2	Sector 3	Time	Lap	Speed / Pit	Sector1	Sector2	Sector 3	Time
1		>10min	29.431	43.204		2		55.550	28.922	43.449	2:07.921
3		44.974	29.802	42.555	1:57.331	4		46.282	33.153	43.742	2:03.177
5		44.545	28.472	42.321	1:55.338	6		43.865	29.162	43.607	1:56.634
7		46.410	28.553	42.488	1:57.451	8		45.436	29.379	44.184	1:58.999
9		43.416	28.626	51.531	2:03.573	10		45.935	28.991	44.445	1:59.371
11 Pit		45.317	30.303	53.193	2:08.813						

**79** DOMAS Jackie Martini MK54

Lap	Speed / Pit	Sector1	Sector2	Sector 3	Time	Lap	Speed / Pit	Sector1	Sector2	Sector 3	Time
1		>10min	28.568	42.285		2		41.694	28.412	41.411	1:51.517
3		41.125	27.216	40.787	1:49.128	4		41.222	27.199	40.762	1:49.183
5		42.882	27.158	41.190	1:51.230	6		42.730	27.480	40.265	1:50.475
7		42.061	26.954	40.317	1:49.332	8		41.437	27.418	42.261	1:51.116
9 Pit		44.310	28.946	54.522	2:07.778	10	2:02.489	2:44.270	28.428	44.510	3:57.208
11		46.231	29.929	41.969	1:58.129	12		42.792	27.031	45.876	1:55.699
		1:02.419	42.644								

**87** MONIAT Claude Martini MK59

Lap	Speed / Pit	Sector1	Sector2	Sector 3	Time	Lap	Speed / Pit	Sector1	Sector2	Sector 3	Time
1		>10min	31.566	44.926		2		46.452	29.207	46.233	2:01.892
3		43.505	29.041	42.612	1:55.158	4		42.016	28.039	42.781	1:52.836
5		42.626	28.726	41.364	1:52.716	6		56.023	29.093	42.482	2:07.598
		42.688	28.536								

**88** LESAGE Bruneau Orion FR91

Lap	Speed / Pit	Sector1	Sector2	Sector 3	Time	Lap	Speed / Pit	Sector1	Sector2	Sector 3	Time
-----	-------------	---------	---------	----------	------	-----	-------------	---------	---------	----------	------

**97** MOTTEZ Bruno Martini MK51

Lap	Speed / Pit	Sector1	Sector2	Sector 3	Time	Lap	Speed / Pit	Sector1	Sector2	Sector 3	Time
-----	-------------	---------	---------	----------	------	-----	-------------	---------	---------	----------	------

Lap	Speed / Pit	Sector1	Sector2	Sector 3	Time	Lap	Speed / Pit	Sector1	Sector2	Sector 3	Time
1		>10min	29.922	40.478		2		41.225	27.076	40.436	1:48.737
3		45.099	26.926	41.737	1:53.762	4		41.316	27.128	40.747	1:49.191
5 Pit		44.405	27.572	43.048	1:55.025	6	53.698	1:33.620	27.267	40.949	2:41.836
7		41.795	27.039	40.623	1:49.457	8		40.858	26.994	40.109	1:47.961
9		41.281	26.876	39.857	1:48.014	10		40.405	26.847	39.622	1:46.874
11		40.800	26.854	40.301	1:47.955	12		41.454	26.968	40.818	1:49.240
13 Pit		48.505	27.524	45.525	2:01.554						

**110** RENOULT Gilles Orion FR90

Lap	Speed / Pit	Sector1	Sector2	Sector 3	Time	Lap	Speed / Pit	Sector1	Sector2	Sector 3	Time
1		>10min	32.243	44.829		2		45.535	29.474	46.078	2:01.087
3		44.542	29.612	45.608	1:59.762	4		44.490	28.878	43.838	1:57.206
5		44.023	28.753	43.230	1:56.006	6		43.092	28.671	44.209	1:55.972
7		42.906	28.220	42.637	1:53.763	8		42.783	28.364	43.131	1:54.278
9		42.558	28.283	41.944	1:52.785	10		42.307	28.390	51.482	2:02.179
		42.438	28.395								

**162** KLEIN Marc Martini MK41

Lap	Speed / Pit	Sector1	Sector2	Sector 3	Time	Lap	Speed / Pit	Sector1	Sector2	Sector 3	Time
1		>10min	29.931	43.047		2		42.185	27.040	41.220	1:50.445
3		41.186	26.878	40.273	1:48.337	4		42.323	26.679	41.730	1:50.732
5		40.768	26.852	40.436	1:48.056	6		41.753	26.773	40.165	1:48.691
7		40.872	26.453	39.800	1:47.125	8		40.130	26.874	39.759	1:46.763
9		40.392	26.568	40.669	1:47.629	10		40.474	26.634	40.256	1:47.364
11		40.377	26.462	40.296	1:47.135	12		40.797	26.456	39.878	1:47.131
13		41.262	27.140	41.576	1:49.978	14		40.734	26.890	42.705	1:50.329
		46.296	32.710								

**P3 Trophee F3 Classic FRenault Classic**

**Classement sur le meilleur temps**

**Essais Qualificatifs / Qualifying Practices**

**PISTE SECHE / DRY TRACK**

Pos	No	Cat	#Cat	CDF	Pilote 1 / Pilote 2	Nat1/Nat2	Voiture	Annee	N.T.	M.T.	Tour	Ecart	Vitesse
1	11	F3	1		JACKSON Simon	GB	Chevron B43 - Toy	1978	13	1:41.489	13		132,274
2	59	F3	2	1	ROUVIER Frédéric	F	Martini MK31 - Toy	1980	14	1:41.702	11	0:00.213	131,997
3	9	F3	3		JACOBS Ian	GB	Ralt RT3 - VW	1984	8	1:42.759	5	0:01.270	130,640
4	73	F3	4	1	ARBEIT Michel	F	Chevron B38 - Toy	1977	13	1:42.794	12	0:01.305	130,595
5	1	FR_T	1	1	ROBERT Lionel	F	Martini MK48	1986	9	1:42.804	6	0:01.315	130,582
6	4	F3	5	1	EYNARD-MACHET Jean-Pierre	F	Martini MK31 - Toy	1980	14	1:43.855	11	0:02.366	129,261
7	22	F3	6	1	VALLERY-MASSON Laurent	F	Ralt RT3 - VW	1983	13	1:43.992	8	0:02.503	129,091
8	51	FR_T	2	1	""""NELSON""""	F	Martini MK51	1987	13	1:44.332	13	0:02.843	128,670
9	38	FR_T	3		CHATEAUX Jean-Baptiste	F	Martini MK54	1998	13	1:44.838	13	0:03.349	128,049
10	6	F3	7	1	LACOUR Bernard	F	Martini MK42 - VW	1984	13	1:44.855	13	0:03.366	128,028
11	47	FR_T	4		MONNET Jean-Charles	F	Martini MK41	1984	14	1:45.348	5	0:03.859	127,429
12	97	FR_T	5	1	MOTTEZ Bruno	F	Martini MK51	1987	13	1:45.966	13	0:04.477	126,686
13	72	FR_A	1	1	BOUDREAULT Tony	F	Orion FR90	1990	10	1:46.025	7	0:04.536	126,615
14	15	F3	8	1	ANTUNES TAVARES Carlos	F	Chevron B47 - Toy	1979	14	1:46.416	8	0:04.927	126,150
15	26	FR_T	6	1	FRANCE Arnaud	F	Martini MK44	1985	13	1:46.424	8	0:04.935	126,141
16	5	F3	9		CANDIANI Gianluigi	I	March 783 - Toy	1978	12	1:46.859	11	0:05.370	125,627
17	63	FR_A	2	1	BELTRAMELLI Viny	F	Van Diemen FR93	1993	13	1:47.174	13	0:05.685	125,258
18	79	FR_T	7	1	DOMAS Jackie	F	Martini MK54	1988	12	1:47.891	11	0:06.402	124,426
19	39	FR_T	8	1	BOUCHERIE Antoine	F	Martini MK54	1988	11	1:49.283	11	0:07.794	122,841
20	87	FR_A	3	1	MONIAT Claude	F	Martini MK59	1990	13	1:51.453	12	0:09.964	120,449
21	110	FR_A	4	1	RENOULT Gilles	F	Orion FR90	1990	13	1:52.230	8	0:10.741	119,615
22	78	FR_A	5	1	BOUDON Pascal	F	Swift FR90	1990	9	1:57.115	7	0:15.626	114,626
23	24	FR_T	9	1	LOGUT Christian	F	Martini MK30	1980	9	1:57.370	7	0:15.881	114,377
24	162	FR_T	10		KLEIN Marc	L	Martini MK41	1984	6	2:16.584	3	0:35.095	098,287

NON PARTANTS

Val de Vienne - Longueur du Circuit : 3,729 km

- Car 6 : annulation des temps 1.49.317 ; 1:49:354**
- Car 39 : annulation des temps 1:52:826 . 1:49:864**
- Car 15 : annulation des temps 1:47:547 . 1:46:160**
- Car 59 : annulation du temps 1:43:559**
- Car 51 : annulation des temps 1:45:089 . 1:45:690**

Les résultats sont provisoires jusqu'à la fin du délai de réclamation et d'appel soit 30 minutes après leur affichage officiel.

En cas de problème lors de vérifications techniques, d'incidents sportifs ou de réclamation, les résultats seront suspendus jusqu'à la fin des investigations

Results are provisional until the end of protest and appeal time. The limit is 30 minutes after publishing the official notice.

In case of problem during technical scrutineering, sporting incident or protest, results will be suspended until the end of investigations.

Directeur de course / Clerk of the course :Pauline SCHOOFs	Date et Heure Affichage	Chronomètreur / Timekeeper :R.I.S.
--	-------------------------	------------------------------------

**P3 Trophee F3 Classic FRenault Classic  
Essais Qualificatifs**
**Best Sector**

#	N°	Name	Sector1	#	N°	Name	Sector 2	#	N°	Name	Sector 3	#	N°	Name	Best lap	Ideal lap
1	11		38.029	1	9		25.671	1	11		37.311	1	11		1:41.489	1:41.038
2	59		38.083	2	11		25.698	2	59		37.507	2	59		1:41.702	1:41.356
3	73		38.611	3	59		25.766	3	1		38.106	3	9		1:42.759	1:42.759
4	1		38.704	4	73		25.817	4	9		38.332	4	73		1:42.794	1:42.794
5	9		38.756	5	1		25.847	5	73		38.366	5	1		1:42.804	1:42.657
6	4		38.991	6	4		25.947	6	22		38.595	6	4		1:43.855	1:43.693
7	6		39.237	7	22		25.958	7	47		38.728	7	22		1:43.992	1:43.837
8	22		39.284	8	51		26.087	8	4		38.755	8	51		1:44.332	1:44.267
9	38		39.369	9	6		26.268	9	51		38.789	9	38		1:44.838	1:44.815
10	51		39.391	10	15		26.276	10	38		38.925	10	6		1:44.855	1:44.642
11	47		39.751	11	97		26.282	11	72		39.085	11	47		1:45.348	1:45.060
12	15		39.761	12	26		26.449	12	6		39.137	12	97		1:45.966	1:45.666
13	72		39.873	13	38		26.521	13	97		39.354	13	72		1:46.025	1:46.016
14	97		40.030	14	47		26.581	14	63		39.552	14	15		1:46.160	1:45.623
15	5		40.155	15	5		26.617	15	15		39.586	15	26		1:46.424	1:46.411
16	26		40.220	16	72		27.058	16	26		39.742	16	5		1:46.859	1:46.558
17	63		40.221	17	63		27.080	17	5		39.786	17	63		1:47.174	1:46.853
18	79		40.643	18	79		27.164	18	79		40.067	18	79		1:47.891	1:47.874
19	39		40.981	19	39		27.182	19	39		40.888	19	39		1:49.283	1:49.051
20	87		41.590	20	110		27.973	20	87		40.901	20	87		1:51.453	1:50.500
21	110		41.724	21	87		28.009	21	110		41.880	21	110		1:52.230	1:51.577
22	78		43.825	22	78		28.842	22	78		42.730	22	78		1:57.115	1:55.397
23	24		44.191	23	24		29.803	23	24		42.842	23	24		1:57.370	1:56.836
24	162		50.910	24	162		37.918	24	162		47.571	24	162		2:16.584	2:16.399



### P3 Trophee F3 Classic FRenault Classic Essais Qualificatifs

Best Sector

#### 1 ROBERT Lionel Martini MK48

Lap	Speed / Pit	Sector1	Sector2	Sector 3	Time	Lap	Speed / Pit	Sector1	Sector2	Sector 3	Time
1		>10min	26.939	39.428		2		39.590	26.449	38.534	1:44.573
3		39.089	26.356	38.494	1:43.939	4		40.108	26.230	39.087	1:45.425
5		39.139	26.016	38.579	1:43.734	6		38.704	25.847	38.253	1:42.804
7 Pit		39.464	26.872	40.807	1:47.143	8	2:27.254	3:06.813	26.776	43.413	4:17.002
9		39.054	26.013	38.106	1:43.173			52.602	38.766		

#### 4 EYNARD-MACHET Jean-Pierre Martini MK31 - Toy

Lap	Speed / Pit	Sector1	Sector2	Sector 3	Time	Lap	Speed / Pit	Sector1	Sector2	Sector 3	Time
1		>10min	28.315	41.523		2		40.482	27.059	39.283	1:46.824
3		39.503	26.059	39.413	1:44.975	4		39.684	26.028	39.090	1:44.802
5		39.474	26.540	39.987	1:46.001	6		39.469	26.506	39.086	1:45.061
7		39.470	26.293	38.755	1:44.518	8 Pit		42.162	28.614	42.432	1:53.208
9	1:18.848	1:59.266	28.653	40.606	3:08.525	10		39.598	26.168	38.846	1:44.612
11		39.099	25.947	38.809	1:43.855	12		41.933	27.514	40.613	1:50.060
13		38.991	26.139	38.993	1:44.123	14		39.666	26.253	38.937	1:44.856
		53.409									

#### 5 CANDIANI Gianluigi March 783 - Toy

Lap	Speed / Pit	Sector1	Sector2	Sector 3	Time	Lap	Speed / Pit	Sector1	Sector2	Sector 3	Time
1		>10min	44.555	43.665		2		40.653	27.253	1:04.959	2:12.865
3		1:04.012		>10min	2:13.254	4		40.439	26.815	40.349	1:47.603
5 Pit		41.135		>10min	1:54.473	6	2:46.002	3:24.153	26.990	39.786	4:30.929
7		41.875		>10min	1:48.642	8		40.915		>10min	1:49.012
9		40.748	26.617	39.808	1:47.173	10		42.028	28.178	40.672	1:50.878
11		40.213	26.632	40.014	1:46.859	12		40.155		>10min	1:47.008
		48.787									

#### 6 LACOUR Bernard Martini MK42 - VW

Lap	Speed / Pit	Sector1	Sector2	Sector 3	Time	Lap	Speed / Pit	Sector1	Sector2	Sector 3	Time
1		>10min	29.470	42.779		2		41.403	28.094	42.151	1:51.648
3		40.705	27.497	41.115	1:49.317	4		40.471	28.096	40.787	1:49.354
5		40.074	27.387	40.409	1:47.870	6		40.060	27.325	40.492	1:47.877
7		40.047	26.738	40.716	1:47.501	8		40.462	26.562	39.754	1:46.778
9 Pit		40.391	26.776	43.173	1:50.340	10	1:43.035	2:20.506	26.794	39.969	3:27.269
11		39.513	26.932	39.890	1:46.335	12		39.714	26.305	39.137	1:45.156
13		39.237	26.268	39.350	1:44.855			50.830	39.423		

#### 9 JACOBS Ian Ralt RT3 - VW

Lap	Speed / Pit	Sector1	Sector2	Sector 3	Time	Lap	Speed / Pit	Sector1	Sector2	Sector 3	Time
1		>10min	27.164	40.474		2 Pit		39.525	26.443	1:31.899	2:37.867
3	5:55.667	6:34.600	26.387	39.780	7:40.767	4		39.079	26.046	38.713	1:43.838
5		38.756	25.671	38.332	1:42.759	6		38.929	25.987	39.523	1:44.439
7		38.826	25.839	38.565	1:43.230	8		38.835	26.093	38.615	1:43.543
		45.961	31.578								

#### 11 JACKSON Simon Chevron B43 - Toy

Lap	Speed / Pit	Sector1	Sector2	Sector 3	Time	Lap	Speed / Pit	Sector1	Sector2	Sector 3	Time
1		>10min	27.672	41.850		2		39.002	26.214	38.326	1:43.542
3		40.902	31.853	43.607	1:56.362	4		38.332	27.266	37.749	1:43.347
5		38.758	26.078	38.258	1:43.094	6		38.029	25.875	37.989	1:41.893
7		38.359	25.761	37.926	1:42.046	8 Pit		40.073	27.693	42.017	1:49.783
9	3:01.045	3:38.876	27.206	40.883	4:46.965	10		40.557	28.400	40.009	1:48.966
11		38.377	25.879	37.874	1:42.130	12		38.180	25.833	37.760	1:41.773

13 38.480 25.698 37.311 1:41.489

**15** ANTUNES TAVARES Carlos Chevron B47 - Toy

Lap	Speed / Pit	Sector1	Sector2	Sector 3	Time	Lap	Speed / Pit	Sector1	Sector2	Sector 3	Time
1	>10min	33.813	44.682			2		42.561	27.241	43.195	1:52.997
3		41.521	26.999	41.333	1:49.853	4		40.506	26.505	40.536	1:47.547
5		40.753	26.937	40.732	1:48.422	6		40.952	26.648	41.912	1:49.512
7		41.127	26.763	40.118	1:48.008	8		40.130	26.276	39.754	1:46.160
9		41.120	26.450	39.586	1:47.156	10		40.510	26.401	40.148	1:47.059
11		39.971	26.520	40.163	1:46.654	12		41.210	26.837	39.957	1:48.004
13		40.418	26.398	39.836	1:46.652	14		39.761	26.755	39.900	1:46.416
		50.494	34.928								

**22** VALLERY-MASSON Laurent Ralt RT3 - VW

Lap	Speed / Pit	Sector1	Sector2	Sector 3	Time	Lap	Speed / Pit	Sector1	Sector2	Sector 3	Time
1	>10min	29.140	44.804			2		40.326	26.983	42.169	1:49.478
3		40.519	26.184	38.882	1:45.585	4		39.565	26.409	41.240	1:47.214
5		39.429	26.149	39.220	1:44.798	6		39.900	26.009	38.595	1:44.504
7		39.284	25.958	39.580	1:44.822	8		39.399	25.989	38.604	1:43.992
9 Pit		39.903	26.309	44.445	1:50.657	10	1:44.409	2:22.197	26.374	39.234	3:27.805
11		39.890	27.564	39.890	1:47.344	12		39.549	26.089	38.937	1:44.575
13		39.766	26.253	39.728	1:45.747			49.467	43.709		

**24** LOGUT Christian Martini MK30

Lap	Speed / Pit	Sector1	Sector2	Sector 3	Time	Lap	Speed / Pit	Sector1	Sector2	Sector 3	Time
1	>10min	35.588	48.291			2		45.089	30.012	45.117	2:00.218
3		45.673	29.803	44.274	1:59.750	4		44.684	30.843	43.736	1:59.263
5		44.230	30.525	45.701	2:00.456	6		44.380	30.497	44.778	1:59.655
7		44.191	30.337	42.842	1:57.370	8		44.289	29.969	44.274	1:58.532
9 Pit		47.684	36.978	1:01.661	2:26.323						

**26** FRANCE Arnaud Martini MK44

Lap	Speed / Pit	Sector1	Sector2	Sector 3	Time	Lap	Speed / Pit	Sector1	Sector2	Sector 3	Time
1	>10min	32.704	46.914			2		43.041	27.830	42.444	1:53.315
3		40.538	26.653	40.295	1:47.486	4		40.354	26.456	39.924	1:46.734
5		40.379	26.679	39.828	1:46.886	6		40.243	26.781	41.300	1:48.324
7		40.400	26.686	39.742	1:46.828	8		40.220	26.449	39.755	1:46.424
9 Pit		41.366	29.760	46.691	1:57.817	10	1:46.348	2:24.554	27.004	40.418	3:31.976
11		40.611	26.648	39.994	1:47.253	12		40.818	26.456	39.820	1:47.094
13		41.107	26.814	39.930	1:47.851			47.820	32.825		

**38** CHATEAUX Jean-Baptiste Martini MK54

Lap	Speed / Pit	Sector1	Sector2	Sector 3	Time	Lap	Speed / Pit	Sector1	Sector2	Sector 3	Time
1	>10min	31.737	44.638			2		42.068	27.763	44.534	1:54.365
3		41.742	27.808	41.452	1:51.002	4		40.764	28.001	41.225	1:49.990
5		41.124	27.375	39.850	1:48.349	6		40.280	27.046	39.734	1:47.060
7		39.951	26.818	40.711	1:47.480	8		40.977	27.110	41.364	1:49.451
9		40.473	26.521	39.044	1:46.038	10 Pit		40.070	27.919	44.944	1:52.933
11	1:32.297	2:11.600	27.786	40.599	3:19.985	12		39.856	26.760	39.158	1:45.774
13		39.369	26.544	38.925	1:44.838			47.665	35.707		

**39** BOUCHERIE Antoine Martini MK54

Lap	Speed / Pit	Sector1	Sector2	Sector 3	Time	Lap	Speed / Pit	Sector1	Sector2	Sector 3	Time
1	>10min	30.247	43.589			2		42.402	29.289	43.162	1:54.853
3		42.487	27.766	42.573	1:52.826	4		42.093	28.035	42.722	1:52.850
5		42.260	27.503	41.918	1:51.681	6		41.449	28.238	41.671	1:51.358
7		41.321	27.182	41.475	1:49.978	8		40.981	27.406	41.477	1:49.864
9		42.328	27.285	41.716	1:51.329	10		42.316	27.502	41.249	1:51.067
11		41.139	27.256	40.888	1:49.283						

**47** MONNET Jean-Charles Martini MK41

Lap	Speed / Pit	Sector1	Sector2	Sector 3	Time	Lap	Speed / Pit	Sector1	Sector2	Sector 3	Time
1	>10min	30.059	41.963			2		40.923	26.972	40.221	1:48.116
3		40.574	26.821	39.377	1:46.772	4		40.113	26.707	38.728	1:45.548
5		39.785	26.623	38.940	1:45.348	6		39.751	26.685	38.920	1:45.356

7	40.153	26.581	38.883	1:45.617	8	39.925	26.762	38.939	1:45.626
9	40.694	27.164	39.130	1:46.988	10	41.406	26.778	39.287	1:47.471
11	42.001	28.498	42.093	1:52.592	12	43.225	26.961	40.143	1:50.329
13	42.049	27.234	39.247	1:48.530	14	40.165	26.665	39.652	1:46.482
15 Pit	44.574	29.951	49.970	2:04.495					

**51** "Nelson" Martini MK51

Lap	Speed / Pit	Sector1	Sector2	Sector 3	Time	Lap	Speed / Pit	Sector1	Sector2	Sector 3	Time
1	>10min	27.449	40.218			2	39.751	26.522	39.678	1:45.951	
3	40.019	26.377	39.147	1:45.543		4	39.586	26.427	39.076	1:45.089	
5	39.391	26.380	40.025	1:45.796		6	39.593	26.807	39.290	1:45.690	
7	39.432	26.398	39.219	1:45.049		8	39.642	26.222	39.270	1:45.134	
9 Pit	42.925	28.091	45.508	1:56.524		10	1:26.429	2:09.149	27.131	39.414	3:15.694
11	39.646	26.238	39.166	1:45.050		12	39.456	26.087	39.447	1:44.990	
13	39.435	26.108	38.789	1:44.332			49.441	39.222			

**59** ROUVIER Frédéric Martini MK31 - Toy

Lap	Speed / Pit	Sector1	Sector2	Sector 3	Time	Lap	Speed / Pit	Sector1	Sector2	Sector 3	Time
1	>10min	27.371	39.216			2	38.914	26.102	38.543	1:43.559	
3	38.481	25.945	38.009	1:42.435		4	38.401	26.028	37.912	1:42.341	
5	38.437	25.969	37.824	1:42.230		6 Pit	38.224	25.822	42.383	1:46.429	
7	1:59.200	2:38.440	26.241	38.458	3:43.139	8	38.487	26.394	37.748	1:42.629	
9	38.275	26.045	37.507	1:41.827		10	38.176	25.957	37.675	1:41.808	
11	38.083	25.766	37.853	1:41.702		12	40.402	26.581	40.224	1:47.207	
13 Pit	38.206	26.792	47.071	1:52.069		14 Pit	24.064	1:07.417	36.019	48.392	2:31.828

**63** BELTRAMELLI Viny Van Diemen FR93

Lap	Speed / Pit	Sector1	Sector2	Sector 3	Time	Lap	Speed / Pit	Sector1	Sector2	Sector 3	Time
1	>10min	33.843	44.634			2	42.598	27.802	42.779	1:53.179	
3	41.919	27.477	40.084	1:49.480		4	40.981	27.366	39.838	1:48.185	
5	40.774	27.364	39.857	1:47.995		6	40.981	27.383	41.151	1:49.515	
7 Pit	41.295	27.080	42.658	1:51.033		8	2:43.216	3:26.402	28.355	39.907	4:34.664
9	41.313	27.095	39.618	1:48.026		10	40.495	27.182	40.213	1:47.890	
11	41.189	27.198	39.601	1:47.988		12	40.221	27.436	39.761	1:47.418	
13	40.542	27.080	39.552	1:47.174							

**72** BOUDREAULT Tony Orion FR90

Lap	Speed / Pit	Sector1	Sector2	Sector 3	Time	Lap	Speed / Pit	Sector1	Sector2	Sector 3	Time
1	>10min	32.203	44.359			2	43.519	28.530	44.132	1:56.181	
3	42.382	27.569	39.983	1:49.934		4	40.706	27.447	39.442	1:47.595	
5	40.208	27.217	39.284	1:46.709		6	40.249	27.058	39.267	1:46.574	
7	39.873	27.067	39.085	1:46.025		8	42.286	29.393	42.690	1:54.369	
9	42.893	28.411	39.797	1:51.101		10	41.644	27.505	40.158	1:49.307	
	41.120	35.653									

**73** ARBEIT Michel Chevron B38 - Toy

Lap	Speed / Pit	Sector1	Sector2	Sector 3	Time	Lap	Speed / Pit	Sector1	Sector2	Sector 3	Time
1	>10min	28.000	39.574			2	39.701	26.106	38.659	1:44.466	
3	39.054		>10min	1:43.351		4	39.741		>10min	1:43.933	
5	39.224	25.835	38.372	1:43.431		6	38.688		>10min	1:42.931	
7	38.956	25.997	40.501	1:45.454		8	38.777	26.441	39.513	1:44.731	
9	4:20.640		>10min	5:45.056		10	42.228		>10min	1:48.730	
11	39.457		>10min	1:45.199		12	38.611	25.817	38.366	1:42.794	
13	38.948		>10min	1:43.008							

**78** BOUDON Pascal Swift FR90

Lap	Speed / Pit	Sector1	Sector2	Sector 3	Time	Lap	Speed / Pit	Sector1	Sector2	Sector 3	Time
1	>10min	33.657	45.070			2	45.739	30.345	45.132	2:01.216	
3	49.475	29.469	45.384	2:04.328		4	44.714	28.842	43.696	1:57.252	
5	43.825	29.474	45.668	1:58.967		6	44.105	29.700	45.662	1:59.467	
7	44.014	28.861	44.240	1:57.115		8	44.664	30.060	42.730	1:57.454	
9 Pit	45.093	29.209	51.155	2:05.457							

**79** DOMAS Jackie Martini MK54

Lap	Speed / Pit	Sector1	Sector2	Sector 3	Time	Lap	Speed / Pit	Sector1	Sector2	Sector 3	Time
1	>10min	30.958	46.294			2	43.659	27.969	44.260	1:55.888	

3 Pit	44.365	32.712	51.709	2:08.786	4	3:47.432	4:31.773	28.252	43.116	5:43.141
5	41.960	27.406	41.167	1:50.533	6		42.134	28.921	41.631	1:52.686
7	45.388	27.989	41.187	1:54.564	8		42.353	27.643	40.800	1:50.796
9	41.468	27.403	41.068	1:49.939	10		42.662	27.859	40.276	1:50.797
11	40.643	27.181	40.067	1:47.891	12		41.074	27.164	40.371	1:48.609

87

MONIAT Claude

Martini MK59

Lap	Speed / Pit	Sector1	Sector2	Sector 3	Time	Lap	Speed / Pit	Sector1	Sector2	Sector 3	Time
1	>10min	31.943	49.766			2		45.097	28.497	45.408	1:59.002
3	45.986	28.876	45.662	2:00.524		4		43.726	29.049	42.755	1:55.530
5	42.692	28.392	42.475	1:53.559		6		43.516	28.758	42.001	1:54.275
7	43.197	29.519	42.118	1:54.834		8		42.522	28.887	44.053	1:55.462
9	45.223	29.203	41.213	1:55.639		10		41.590	28.009	42.243	1:51.842
11	1:27.433	32.265	41.752	2:41.450		12		42.332	28.220	40.901	1:51.453
13	42.054	29.010	40.999	1:52.063				51.581			

97

MOTTEZ Bruno

Martini MK51

Lap	Speed / Pit	Sector1	Sector2	Sector 3	Time	Lap	Speed / Pit	Sector1	Sector2	Sector 3	Time
1	>10min	30.709	43.331			2		42.344	27.109	44.628	1:54.081
3	42.455	26.866	39.707	1:49.028		4		40.355	26.829	39.354	1:46.538
5	40.454	26.535	39.845	1:46.834		6		40.058	26.543	39.583	1:46.184
7 Pit	40.030	26.646	42.259	1:48.935		8	1:29.573	2:08.911	26.855	40.288	3:16.054
9	41.705	26.604	40.326	1:48.635		10		40.166	26.424	39.440	1:46.030
11	41.518	26.503	39.943	1:47.964		12		41.537	26.596	40.055	1:48.188
13	40.122	26.282	39.562	1:45.966				47.781	35.919		

110

RENOULT Gilles

Orion FR90

Lap	Speed / Pit	Sector1	Sector2	Sector 3	Time	Lap	Speed / Pit	Sector1	Sector2	Sector 3	Time
1	>10min	33.833	45.643			2		43.531	29.563	43.973	1:57.067
3	46.992	28.850	43.147	1:58.989		4		42.356	28.458	42.422	1:53.236
5	42.184	28.287	49.528	1:59.999		6		42.372	28.260	43.129	1:53.761
7	41.724	28.173	42.606	1:52.503		8		42.158	28.192	41.880	1:52.230
9	42.421	28.043	41.911	1:52.375		10		43.553	28.425	46.883	1:58.861
11	43.935	31.441	43.269	1:58.645		12		42.411	28.207	42.414	1:53.032
13	42.558	27.973	42.311	1:52.842				49.804	34.931		

162

KLEIN Marc

Martini MK41

Lap	Speed / Pit	Sector1	Sector2	Sector 3	Time	Lap	Speed / Pit	Sector1	Sector2	Sector 3	Time
1 Pit	>10min	49.639	53.798			2	2:36.418	3:27.965	46.284	51.550	5:05.799
3	51.095	37.918	47.571	2:16.584		4 Pit		50.910	40.775	50.014	2:21.699
5 Pit	3:33.899	4:20.935	38.569	48.839	5:48.343	6 Pit	1:31.402	2:16.213	40.354	49.587	3:46.154



**P3 Trophee F3 Classic FRenault Classic**

**Grille de départ**

**Course 1 / Race 1**

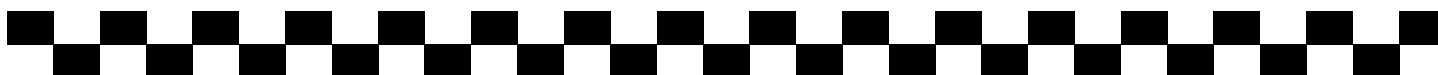
**Départ : 29/09/2018 - 14:15**

**Fermeture Pré-grille : 13:50**

**Durée : 14 tours - 25 min**

Row 12	23	24 - LOGUT Christian	24	162 - KLEIN Marc
Row 11	21	110 - RENOULT Gilles	22	78 - BOUDON Pascal
Row 10	19	39 - BOUCHERIE Antoine	20	87 - MONIAT Claude
Row 9	17	63 - BELTRAMELLI Viny	18	79 - DOMAS Jackie
Row 8	15	26 - FRANCE Arnaud	16	5 - CANDIANI Gianluigi
Row 7	13	72 - BOUDREAU Tony	14	15 - ANTUNES TAVARES Carlos
Row 6	11	47 - MONNET Jean-Charles	12	97 - MOTTEZ Bruno
Row 5	9	38 - CHATEAUX Jean-Baptiste	10	6 - LACOUR Bernard
Row 4	7	22 - VALLERY-MASSON Laurent	8	51 - ""NELSON""
Row 3	5	1 - ROBERT Lionel	6	4 - EYNARD-MACHET Jean-Pierre
Row 2	3	9 - JACOBS Ian	4	73 - ARBEIT Michel
Row 1	1	11 - JACKSON Simon	2	59 - ROUVIER Frédéric

**POLE**



Steward		Chronométrateur : R.I.S.
---------	--	--------------------------

### P3 Trophee F3 Classic FRenault Classic

### Classement sur le nombre de tours

#### Course 1 / Race 1

#### PISTE SECHE / DRY TRACK

Pos	No	Cat	#Cat	CDF	Pilote 1 / Pilote 2	Nat1/Nat2	Voiture	Annee	Temps	T.	Ecart 1er	Ecart Prec	M.T.	T.	Vitesse
1	59	F3	1	1	ROUVIER Frédéric	F	Martini MK31 - Toy	1980	0:23:58.124	14			1:41.739	12	131,949
2	9	F3	2		JACOBS Ian	GB	Ralt RT3 - VW	1984	0:24:03.335	14	0:05.211		1:41.943	11	131,685
3	1	FR_T	1	1	ROBERT Lionel	F	Martini MK48	1986	0:24:12.943	14	0:14.819	0:09.608	1:42.337	8	131,178
4	51	FR_T	2	1	""""NELSON""""	F	Martini MK51	1987	0:24:29.603	14	0:31.479	0:16.660	1:43.704	5	129,449
5	22	F3	3	1	VALLERY-MASSON Laurent	F	Ralt RT3 - VW	1983	0:24:29.969	14	0:31.845	0:00.366	1:43.940	5	129,155
6	6	F3	4	1	LACOUR Bernard	F	Martini MK42 - VW	1984	0:24:47.512	14	0:49.388	0:17.543	1:44.356	10	128,640
7	5	F3	5		CANDIANI Gianluigi	I	March 783 - Toy	1978	0:24:49.543	14	0:51.419	0:02.031	1:44.751	10	128,155
8	15	F3	6	1	ANTUNES TAVARES Carlos	F	Chevron B47 - Toy	1979	0:24:53.338	14	0:55.214	0:03.795	1:44.838	10	128,049
9	47	FR_T	3		MONNET Jean-Charles	F	Martini MK41	1984	0:24:56.559	14	0:58.435	0:03.221	1:45.303	9	127,484
10	97	FR_T	4	1	MOTTEZ Bruno	F	Martini MK51	1987	0:24:58.888	14	1:00.764	0:02.329	1:45.166	8	127,650
11	38	FR_T	5		CHATEAUX Jean-Baptiste	F	Martini MK54	1998	0:25:02.678	14	1:04.554	0:03.790	1:45.476	10	127,274
12	63	FR_A	1	1	BELTRAMELLI Viny	F	Van Diemen FR93	1993	0:25:08.614	14	1:10.490	0:05.936	1:46.357	11	126,220
13	162	FR_T	6		KLEIN Marc	L	Martini MK41	1984	0:25:10.086	14	1:11.962	0:01.472	1:46.026	10	126,614
14	26	FR_T	7	1	FRANCE Arnaud	F	Martini MK44	1985	0:25:19.313	14	1:21.189	0:09.227	1:46.391	14	126,180
15	79	FR_T	8	1	DOMAS Jackie	F	Martini MK54	1988	0:25:34.028	14	1:35.904	0:14.715	1:47.629	10	124,728
16	39	FR_A	9	1	BOUCHERIE Antoine	F	Martini MK54	1988	0:24:15.577	13	1 T	1 T	1:50.695	10	121,274
17	110	FR_A	2	1	RENOULT Gilles	F	Orion FR90	1990	0:24:58.191	13	0:42.614	0:42.614	1:53.343	6	118,440
18	87	FR_A	3	1	MONIAT Claude	F	Martini MK59	1990	0:25:18.042	13	1:02.465	0:19.851	1:51.983	13	119,879
19	78	FR_A	4	1	BOUDON Pascal	F	Swift FR90	1990	0:25:42.077	13	1:26.500	0:24.035	1:55.464	5	116,265
20	11	F3	7		JACKSON Simon	GB	Chevron B43 - Toy	1978	0:20:42.216	12	2 T	1 T	1:41.580	11	132,156
21	73	F3	8	1	ARBEIT Michel	F	Chevron B38 - Toy	1977	0:15:45.002	9	5 T	3 T	1:42.586	7	130,860
-- CONCURRENTS N'AYANT PAS PARCOURU 60% DU NB DE TOURS DU 1ER ( 8 T ) --															
22	4	F3	9	1	EYNARD-MACHET Jean-Pierre	F	Martini MK31 - Toy	1980	0:10:39.317	6	8 T	3 T	1:43.563	4	129,625
23	72	FR_A	5	1	BOUDREAU Tony	F	Orion FR90	1990	0:06:02.310	2	12 T	4 T	3:45.110	2	059,635
-- Tour le plus rapide --															
11	F3				JACKSON Simon	GB	Chevron B43 - Toy	1978			11		1:41.580	11	132,156
-- NON PARTANT --															
24	FR_T		1		LOGUT Christian	F	Martini MK30	1980							

Val de Vienne - Longueur du Circuit : 3,729 km

Les résultats sont provisoires jusqu'à la fin du délai de réclamation et d'appel soit 30 minutes après leur affichage officiel.

En cas de problème lors de vérifications techniques, d'incidents sportifs ou de réclamation, les résultats seront suspendus jusqu'à la fin des investigations.

Results are provisional until the end of protest and appeal time. The limit is 30 minutes after publishing the official notice.

In case of problem during technical scrutineering, sporting incident or protest, results will be suspended until the end of investigations.

Directeur de course / Clerk of the course : Pauline SCHOOLS	Date et Heure Affichage	Chronomètreur / Timekeeper : R.I.S.
---	-------------------------	-------------------------------------



**P3 Trophee F3 Classic FRenault Classic**

**Classement sur le nombre de tours**

**Course 1 / Race 1**

**PISTE SECHE / DRY TRACK**

Pos	No	Cat	CDF	Pilote 1 / Pilote 2	Nat1/Nat2	Voiture	Annee	Temps	T.	Ecart 1er	M.T.	T.	Vitesse
<b>F3</b>													
1	59	F3	1	ROUVIER Frédéric	F	Martini MK31 - Toy	1980	0:23:58.124	14		1:41.739	12	131,949
2	9	F3		JACOBS Ian	GB	Ralt RT3 - VW	1984	0:24:03.335	14	0:05.211	1:41.943	11	131,685
3	22	F3	1	VALLERY-MASSON Laurent	F	Ralt RT3 - VW	1983	0:24:29.969	14	0:31.845	1:43.940	5	129,155
4	6	F3	1	LACOUR Bernard	F	Martini MK42 - VW	1984	0:24:47.512	14	0:49.388	1:44.356	10	128,640
5	5	F3		CANDIANI Gianluigi	I	March 783 - Toy	1978	0:24:49.543	14	0:51.419	1:44.751	10	128,155
6	15	F3	1	ANTUNES TAVARES Carlos	F	Chevron B47 - Toy	1979	0:24:53.338	14	0:55.214	1:44.838	10	128,049
7	11	F3		JACKSON Simon	GB	Chevron B43 - Toy	1978	0:20:42.216	12	2	1:41.580	11	132,156
8	73	F3	1	ARBEIT Michel	F	Chevron B38 - Toy	1977	0:15:45.002	9	5	1:42.586	7	130,860
<b>-- Non Classé(s) -- Moins de 8 tours ( 60%)</b>													
9	4	F3	1	EYNARD-MACHET Jean-Pierre	F	Martini MK31 - Toy	1980	0:10:39.317	6	8	1:43.563	4	129,625
10	SC1	F3		SC1		SC1		0:02:51.198	1	13	59:59.999	0	000,062
<b>-- Tour le plus rapide --</b>													
11	F3			JACKSON Simon	GB	Chevron B43 - Toy	1978				1:41.580	11	132,156
<b>FR_Turbo</b>													
1	1	FR_T	1	ROBERT Lionel	F	Martini MK48	1986	0:24:12.943	14		1:42.337	8	131,178
2	51	FR_T	1	""""NELSON""""	F	Martini MK51	1987	0:24:29.603	14	0:16.660	1:43.704	5	129,449
3	47	FR_T		MONNET Jean-Charles	F	Martini MK41	1984	0:24:56.559	14	0:43.616	1:45.303	9	127,484
4	97	FR_T	1	MOTTEZ Bruno	F	Martini MK51	1987	0:24:58.888	14	0:45.945	1:45.166	8	127,650
5	38	FR_T		CHATEAUX Jean-Baptiste	F	Martini MK54	1998	0:25:02.678	14	0:49.735	1:45.476	10	127,274
6	162	FR_T		KLEIN Marc	L	Martini MK41	1984	0:25:10.086	14	0:57.143	1:46.026	10	126,614
7	26	FR_T	1	FRANCE Arnaud	F	Martini MK44	1985	0:25:19.313	14	1:06.370	1:46.391	14	126,180
8	79	FR_T	1	DOMAS Jackie	F	Martini MK54	1988	0:25:34.028	14	1:21.085	1:47.629	10	124,728
9	39	FR_T	1	BOUCHERIE Antoine	F	Martini MK54	1988	0:24:15.577	13	1	1:50.695	10	121,274
<b>-- Tour le plus rapide --</b>													
1	FR_T	1		ROBERT Lionel	F	Martini MK48	1986				1:42.337	8	131,178
<b>FR_Atmo</b>													
1	63	FR_A	1	BELTRAMELLI Viny	F	Van Diemen FR93	1993	0:25:08.614	14		1:46.357	11	126,220
2	110	FR_A	1	RENOULT Gilles	F	Orion FR90	1990	0:24:58.191	13	1	1:53.343	6	118,440
3	87	FR_A	1	MONIAT Claude	F	Martini MK59	1990	0:25:18.042	13	0:19.851	1:51.983	13	119,879
4	78	FR_A	1	BOUDON Pascal	F	Swift FR90	1990	0:25:42.077	13	0:43.886	1:55.464	5	116,265
<b>-- Non Classé(s) -- Moins de 8 tours ( 60%)</b>													
5	72	FR_A	1	BOUDREAULT Tony	F	Orion FR90	1990	0:06:02.310	2	12	3:45.110	2	059,635
<b>-- Tour le plus rapide --</b>													
63	FR_A	1		BELTRAMELLI Viny	F	Van Diemen FR93	1993				1:46.357	11	126,220
<b>-- NON PARTANT --</b>													
24	FR_T	1		LOGUT Christian	F	Martini MK30	1980						

Val de Vienne - Longueur du Circuit : 3,729 km

Les résultats sont provisoires jusqu'à la fin du délai de réclamation et d'appel soit 30 minutes après leur affichage officiel.

En cas de problème lors de vérifications techniques, d'incidents sportifs ou de réclamation, les résultats seront suspendus jusqu'à la fin des investi

Results are provisional until the end of protest and appeal time. The limit is 30 minutes after publishing the official notice.

In case of problem during technical scrutineering, sporting incident or protest, results will be suspended until the end of investigations.

Directeur de course / Clerk of the course :Pauline SCHOofs	Date et Heure Affichage	Chronomètreur / Timekeeper :R.I.S.
--	-------------------------	------------------------------------

**P3 Trophee F3 Classic FRenault Classic  
Course 1**
**Best Sector**

#	N°	Name	Sector1	#	N°	Name	Sector 2	#	N°	Name	Sector 3	#	N°	Name	Best lap	Ideal lap
1	11		38.118	1	9		25.228	1	11		37.423	1	11		1:41.580	1:41.114
2	59		38.267	2	11		25.573	2	59		37.465	2	59		1:41.739	1:41.538
3	9		38.327	3	73		25.577	3	1		38.007	3	9		1:41.943	1:41.638
4	1		38.598	4	1		25.609	4	9		38.083	4	1		1:42.337	1:42.214
5	73		38.649	5	51		25.805	5	73		38.417	5	73		1:42.586	1:42.643
6	4		38.872	6	59		25.806	6	4		38.572	6	4		1:43.563	1:43.526
7	51		39.041	7	22		26.013	7	22		38.600	7	51		1:43.704	1:43.538
8	22		39.109	8	4		26.082	8	6		38.630	8	22		1:43.940	1:43.722
9	6		39.287	9	162		26.098	9	51		38.692	9	6		1:44.356	1:44.164
10	15		39.541	10	97		26.214	10	47		38.742	10	5		1:44.751	1:45.146
11	5		39.550	11	6		26.247	11	15		38.824	11	15		1:44.838	1:44.782
12	97		39.621	12	5		26.257	12	38		38.935	12	97		1:45.166	1:44.827
13	47		39.638	13	15		26.417	13	97		38.992	13	47		1:45.303	1:45.019
14	38		39.680	14	26		26.453	14	63		39.057	14	38		1:45.476	1:45.315
15	162		40.064	15	47		26.639	15	5		39.339	15	162		1:46.026	1:45.804
16	26		40.116	16	38		26.700	16	26		39.399	16	63		1:46.357	1:46.320
17	63		40.206	17	79		26.907	17	162		39.642	17	26		1:46.391	1:45.968
18	79		40.302	18	63		27.057	18	79		39.994	18	79		1:47.629	1:47.203
19	39		41.406	19	39		27.201	19	87		41.117	19	39		1:50.695	1:50.017
20	87		41.504	20	87		28.154	20	39		41.410	20	87		1:51.983	1:50.775
21	110		42.500	21	110		28.470	21	110		41.526	21	110		1:53.343	1:52.496
22	78		43.599	22	78		28.682	22	78		42.295	22	78		1:55.464	1:54.576
23	24		49.359	23	72		34.254	23	72		50.673	23	72		2:17.046	2:17.046
24	72		52.119	24	24		34.644	24	24		> 10 Min	24	201		2:51.198	179:59.997
								25	201		> 10 Min					





**P3 Trophee F3 Classic F Renault Classic** **Tour Par Tour**  
**Course 1 / Race 1**

Tour 1				Tour 2				Tour 3				Tour 4			
Pos	Num	Gap	LapTime	Pos	Num	Gap	LapTime	Pos	Num	Gap	LapTime	Pos	Num	Gap	LapTime
1	59		1:44.927	1	59		1:43.056	1	59		1:43.005	1	59		1:42.732
2	9	0:01.240	1:46.167	2	9	0:02.696	1:44.512	2	9	0:04.160	1:44.469	2	9	0:04.764	1:43.336
3	11	0:01.639	1:46.566	3	11	0:03.080	1:44.497	3	73	0:04.615	1:44.015	3	73	0:05.279	1:43.396
4	73	0:02.352	1:47.279	4	73	0:03.605	1:44.309	4	11	0:04.740	1:44.665	4	11	0:05.484	1:43.476
5	4	0:03.090	1:48.017	5	4	0:04.585	1:44.551	5	4	0:05.658	1:44.078	5	4	0:06.489	1:43.563
6	51	0:03.781	1:48.708	6	51	0:05.670	1:44.945	6	51	0:06.702	1:44.037	6	1	0:07.634	1:43.178
7	1	0:04.242	1:49.169	7	1	0:06.069	1:44.883	7	1	0:07.188	1:44.124	7	51	0:08.636	1:44.666
8	22	0:04.820	1:49.747	8	22	0:06.647	1:44.883	8	22	0:07.995	1:44.353	8	22	0:10.246	1:44.983
9	38	0:07.078	1:52.005	9	38	0:11.730	1:47.708	9	5	0:15.398	1:46.167	9	5	0:19.362	1:46.696
10	6	0:08.549	1:53.476	10	6	0:12.236	1:45.974	10	6	0:17.557	1:47.740	10	6	0:21.674	1:46.849
11	97	0:09.034	1:53.961	11	6	0:12.822	1:47.329	11	38	0:18.088	1:49.363	11	15	0:22.316	1:46.319
12	5	0:09.318	1:54.245	12	97	0:13.878	1:47.900	12	15	0:18.729	1:46.834	12	38	0:23.097	1:47.741
13	26	0:10.096	1:55.023	13	15	0:14.900	1:47.195	13	97	0:19.677	1:48.804	13	47	0:24.509	1:46.596
14	47	0:10.486	1:55.413	14	26	0:15.421	1:48.381	14	26	0:20.218	1:47.802	14	97	0:24.911	1:47.966
15	15	0:10.761	1:55.688	15	47	0:15.685	1:48.255	15	47	0:20.645	1:47.965	15	26	0:25.182	1:47.696
16	79	0:11.646	1:56.573	16	79	0:17.302	1:48.712	16	79	0:22.922	1:48.625	16	63	0:27.674	1:47.276
17	63	0:11.869	1:56.796	17	63	0:17.650	1:48.837	17	63	0:23.130	1:48.485	17	162	0:29.876	1:47.781
18	39	0:12.578	1:57.505	18	162	0:19.162	1:48.585	18	162	0:24.827	1:48.670	18	79	0:30.327	1:50.137
19	162	0:13.633	1:58.560	19	39	0:21.095	1:51.573	19	39	0:29.816	1:51.726	19	39	0:39.138	1:52.054
20	78	0:17.027	2:01.954	20	110	0:29.477	1:54.980	20	110	0:40.795	1:54.323	20	110	0:52.551	1:54.488
21	110	0:17.553	2:02.480	21	78	0:31.047	1:57.076	21	87	0:43.519	1:54.941	21	87	0:56.243	1:55.456
22	87	0:18.286	2:03.213	22	87	0:31.583	1:56.353	22	78	0:45.217	1:57.175	22	78	0:58.905	1:56.420
23	72	0:32.273	2:17.200	23	72	2:34.327	3:45.110								
24	201	1:06.271	2:51.198												

Tour 5				Tour 6				Tour 7				Tour 8			
Pos	Num	Gap	LapTime	Pos	Num	Gap	LapTime	Pos	Num	Gap	LapTime	Pos	Num	Gap	LapTime
1	59		1:42.732	1	59		1:43.067	1	59		1:42.801	1	59		1:42.467
2	9	0:04.536	1:42.504	2	9	0:04.920	1:43.451	2	9	0:04.450	1:42.331	2	9	0:04.483	1:42.500
3	73	0:05.484	1:42.937	3	73	0:05.711	1:43.294	3	73	0:05.496	1:42.586	3	73	0:06.086	1:43.057
4	11	0:06.315	1:43.563	4	11	0:05.926	1:42.678	4	11	0:05.831	1:42.706	4	11	0:06.354	1:42.990
5	1	0:08.337	1:43.435	5	1	0:08.253	1:42.983	5	1	0:08.020	1:42.568	5	1	0:07.890	1:42.337
6	51	0:09.608	1:43.704	6	51	0:10.370	1:43.829	6	51	0:12.048	1:44.479	6	51	0:13.814	1:44.233
7	4	0:10.873	1:47.116	7	22	0:13.060	1:44.673	7	22	0:14.484	1:44.225	7	22	0:16.487	1:44.470
8	22	0:11.454	1:43.940	8	4	0:19.798	1:51.992	8	5	0:28.045	1:45.405	8	5	0:30.641	1:45.063
9	5	0:22.707	1:46.077	9	5	0:25.441	1:45.801	9	6	0:30.256	1:45.190	9	6	0:32.819	1:45.030
10	6	0:25.112	1:46.170	10	6	0:27.867	1:45.822	10	15	0:32.137	1:45.936	10	15	0:35.657	1:45.987
11	15	0:25.684	1:46.100	11	15	0:29.002	1:46.385	11	47	0:33.804	1:46.263	11	47	0:37.046	1:45.709
12	38	0:26.844	1:46.479	12	47	0:30.342	1:45.760	12	38	0:34.899	1:45.767	12	97	0:38.788	1:45.166
13	47	0:27.649	1:45.872	13	38	0:31.933	1:48.156	13	97	0:36.089	1:46.038	13	38	0:39.774	1:47.342
14	97	0:28.915	1:46.736	14	97	0:32.852	1:47.004	14	63	0:39.414	1:46.631	14	63	0:43.699	1:46.752
15	63	0:31.614	1:46.672	15	63	0:35.584	1:47.037	15	162	0:42.868	1:46.777	15	162	0:46.968	1:46.567
16	162	0:35.021	1:47.877	16	162	0:38.892	1:46.938	16	79	0:46.277	1:47.782	16	26	0:51.498	1:46.978
17	79	0:35.988	1:48.393	17	79	0:41.296	1:48.375	17	26	0:46.987	1:47.185	17	79	0:53.047	1:49.237
18	26	0:38.693	1:56.243	18	26	0:42.603	1:46.977	18	39	1:03.968	1:50.767	18	39	1:12.555	1:51.054
19	39	0:47.263	1:50.857	19	39	0:56.002	1:51.806	19	110	1:25.665	1:54.558	19	87	1:35.798	1:52.051
20	110	1:03.632	1:53.813	20	110	1:13.908	1:53.343	20	87	1:26.214	1:53.613	20	110	1:37.464	1:54.266
21	87	1:06.077	1:52.566	21	87	1:15.402	1:52.392	21	78	1:38.407	1:56.684	21	78	2:01.005	2:05.065
22	78	1:11.637	1:55.464	22	78	1:24.524	1:55.954								

Tour 9				Tour 10				Tour 11				Tour 12			
Pos	Num	Gap	LapTime	Pos	Num	Gap	LapTime	Pos	Num	Gap	LapTime	Pos	Num	Gap	LapTime
1	59		1:42.651	1	59		1:42.153	1	59		1:42.296	1	59		1:41.739
2	9	0:03.937	1:42.105	2	9	0:04.020	1:42.236	2	9	0:03.667	1:41.943	2	9	0:04.266	1:42.338
3	11	0:05.416	1:41.713	3	11	0:05.006	1:41.743	3	11	0:04.290	1:41.580	3	11	0:08.590	1:46.039
4	1	0:08.427	1:43.188	4	1	0:08.685	1:42.411	4	1	0:10.059	1:43.670	4	1	0:12.035	1:43.715
5	51	0:16.116	1:44.953	5	51	0:18.542	1:44.579	5	51	0:21.983	1:45.737	5	51	0:25.925	1:45.681
6	73	0:17.564	1:54.129	6	22	0:20.605	1:44.389	6	22	0:22.582	1:44.273	6	22	0:26.260	1:45.417
7	22	0:18.369	1:44.533	7	5	0:36.099	1:44.751	7	5	0:39.773	1:45.970	7	6	0:43.820	1:45.161
8	5	0:33.501	1:45.511	8	6	0:37.025	1:44.356	8	6	0:40.398	1:45.669	8	5	0:44.934	1:46.900
9	6	0:34.822	1:44.654	9	15	0:41.625	1:44.838	9	15	0:44.707	1:45.378	9	15	0:48.501	1:45.533
10	15	0:38.940	1:45.934	10	47	0:42.924	1:45.379	10	47	0:46.503	1:45.875	10	47	0:50.651	1:45.887
11	47	0:39.698	1:45.303	11	97	0:44.452	1:45.260	11	97	0:47.833	1:45.677	11	97	0:51.794	1:45.700
12	97	0:41.345	1:45.208	12	38	0:46.525	1:45.476	12	38	0:51.125	1:46.896	12	38	0:56.522	1:47.136
13	38	0:43.202	1:46.079	13	63	0:52.084	1:46.601	13	63	0:56.145	1:46.357	13	63	1:01.216	1:46.810
14	63	0:47.636	1:46.588	14	162	0:54.693	1:46.026	14	162	0:58.526	1:46.129	14	162	1:03.612	1:46.825
15	162	0:50.820	1:46.503	15	26	1:00.471	1:47.018	15	26	1:05.325	1:47.150	15	26	1:11.677	1:48.091
16	26	0:55.606	1:46.759	16	79	1:04.759	1:47.629	16	79	1:11.720	1:49.257	16	79	1:19.586	1:49.605

17	79	0:59.283	1:48.887	17	39	1:29.607	1:50.695	17	39	1:40.143	1:52.832	17	39	1:50.522	1:52.118
18	39	1:21.065	1:51.161	18	110	2:02.284	1:55.263	18	110	2:15.003	1:55.015	18	110	2:27.930	1:54.666
19	87	1:46.140	1:52.993	19	87	2:24.941	2:20.954	19	87	2:37.666	1:55.021	19	87	2:52.433	1:56.506
20	110	1:49.174	1:54.361	20	78	2:35.264	2:03.255	20	78	2:53.277	2:00.309	20	78	3:11.812	2:00.274
21	78	2:14.162	1:55.808												

Tour 13				Tour 14			
Pos	Num	Gap	LapTime	Pos	Num	Gap	LapTime
1	59		1:42.107	1	59		1:42.391
2	9	0:04.969	1:42.810	2	9	0:05.211	1:42.633
3	1	0:13.057	1:43.129	3	1	0:14.819	1:44.153
4	51	0:28.523	1:44.705	4	51	0:31.479	1:45.347
5	22	0:28.994	1:44.841	5	22	0:31.845	1:45.242
6	6	0:46.603	1:44.890	6	6	0:49.388	1:45.176
7	5	0:47.627	1:44.800	7	5	0:51.419	1:46.183
8	15	0:51.672	1:45.278	8	15	0:55.214	1:45.933
9	47	0:54.037	1:45.493	9	47	0:58.435	1:46.789
10	97	0:56.079	1:46.392	10	97	1:00.764	1:47.076
11	38	1:00.922	1:46.507	11	38	1:04.554	1:46.023
12	63	1:06.012	1:46.903	12	63	1:10.490	1:46.869
13	162	1:08.299	1:46.794	13	162	1:11.962	1:46.054
14	26	1:17.189	1:47.619	14	26	1:21.189	1:46.391
15	79	1:27.105	1:49.626	15	79	1:35.904	1:51.190

**P3 Trophee F3 Classic FRenault Classic**  
**Course 1**

**Best Sector**

**1** ROBERT Lionel Martini MK48

Lap	Speed / Pit	Sector1	Sector2	Sector 3	Time	Lap	Speed / Pit	Sector1	Sector2	Sector 3	Time
1		42.374	27.035	39.760	1:49.169	2		39.379	26.147	39.357	1:44.883
3		39.037	26.116	38.971	1:44.124	4		38.815	25.795	38.568	1:43.178
5		39.178	25.988	38.269	1:43.435	6		38.920	26.023	38.040	1:42.983
7		38.631	25.698	38.239	1:42.568	8		38.703	25.609	38.025	1:42.337
9		38.857	26.124	38.207	1:43.188	10		38.598	25.806	38.007	1:42.411
11		39.437	25.897	38.336	1:43.670	12		39.033	26.005	38.677	1:43.715
13		38.924	25.913	38.292	1:43.129	14		39.095	25.977	39.081	1:44.153
		46.578	31.986								

**4** EYNARD-MACHET Jean-Pierre Martini MK31 - Toy

Lap	Speed / Pit	Sector1	Sector2	Sector 3	Time	Lap	Speed / Pit	Sector1	Sector2	Sector 3	Time
1		41.966	26.756	39.295	1:48.017	2		39.286	26.082	39.183	1:44.551
3		38.907	26.278	38.893	1:44.078	4		38.872	26.119	38.572	1:43.563
5		41.045	26.844	39.227	1:47.116	6 Pit		40.901	27.529	43.562	1:51.992

**5** CANDIANI Gianluigi March 783 - Toy

Lap	Speed / Pit	Sector1	Sector2	Sector 3	Time	Lap	Speed / Pit	Sector1	Sector2	Sector 3	Time
1				>10min	00.828	2		44.757		1:54.245	1:53.417
3		39.769		3:40.219	1:45.974	4		40.571	26.257	39.339	1:46.167
5		40.176		7:13.082	1:46.696	6		40.013		8:59.159	1:46.077
7		40.040		>10min	1:45.801	8		39.800		>10min	1:45.405
9		39.800		>10min	1:45.063	10		39.817		>10min	1:45.511
11		39.550		>10min	1:44.751	12		40.417		>10min	1:45.970
13		40.225		>10min	1:46.900	14		39.655		>10min	1:44.800
15		40.301		>10min	1:46.183			43.498			

**6** LACOUR Bernard Martini MK42 - VW

Lap	Speed / Pit	Sector1	Sector2	Sector 3	Time	Lap	Speed / Pit	Sector1	Sector2	Sector 3	Time
1		44.449	27.354	41.673	1:53.476	2		40.358	27.189	39.782	1:47.329
3		40.279	27.144	40.317	1:47.740	4		40.085	26.724	40.040	1:46.849
5		40.117	26.345	39.708	1:46.170	6		39.865	26.517	39.440	1:45.822
7		39.704	26.383	39.103	1:45.190	8		39.698	26.281	39.051	1:45.030
9		39.617	26.345	38.692	1:44.654	10		39.287	26.247	38.822	1:44.356
11		40.017	26.453	39.199	1:45.669	12		39.686	26.845	38.630	1:45.161
13		39.312	26.510	39.068	1:44.890	14		39.344	26.583	39.249	1:45.176
		44.344	37.475								

**9** JACOBS Ian Ralt RT3 - VW

Lap	Speed / Pit	Sector1	Sector2	Sector 3	Time	Lap	Speed / Pit	Sector1	Sector2	Sector 3	Time
1		40.965	26.165	39.037	1:46.167	2		38.980	25.599	39.933	1:44.512
3		39.264	25.890	39.315	1:44.469	4		38.954	25.755	38.627	1:43.336
5		38.577	25.539	38.388	1:42.504	6		38.866	26.097	38.488	1:43.451
7		38.505	25.617	38.209	1:42.331	8		38.601	25.605	38.294	1:42.500
9		38.427	25.595	38.083	1:42.105	10		38.442	25.432	38.362	1:42.236
11		38.568	25.228	38.147	1:41.943	12		38.327	25.375	38.636	1:42.338
13		38.626	25.491	38.693	1:42.810	14		38.436	25.552	38.645	1:42.633
		46.093	37.888								

**11** JACKSON Simon Chevron B43 - Toy

Lap	Speed / Pit	Sector1	Sector2	Sector 3	Time	Lap	Speed / Pit	Sector1	Sector2	Sector 3	Time
1		41.455	26.223	38.888	1:46.566	2		39.054	25.988	39.455	1:44.497
3		39.433	26.760	38.472	1:44.665	4		39.253	25.812	38.411	1:43.476
5		38.849	25.984	38.730	1:43.563	6		39.010	26.049	37.619	1:42.678

7	39.124	25.857	37.725	1:42.706	8	39.022	25.779	38.189	1:42.990
9	38.438	25.852	37.423	1:41.713	10	38.341	25.747	37.655	1:41.743
11	38.118	25.617	37.845	1:41.580	12 Pit	38.353	25.573	42.113	1:46.039

**15** ANTUNES TAVARES Carlos Chevron B47 - Toy

Lap	Speed / Pit	Sector1	Sector2	Sector 3	Time	Lap	Speed / Pit	Sector1	Sector2	Sector 3	Time
1				>10min	00.190	2		45.831	27.504	42.163	1:55.498
3		40.426	26.545	40.224	1:47.195	4		40.066	26.688	40.080	1:46.834
5		39.745	26.752	39.822	1:46.319	6		39.632	26.752	39.716	1:46.100
7		40.275	26.431	39.679	1:46.385	8		39.757	26.417	39.762	1:45.936
9		40.043	26.458	39.486	1:45.987	10		39.898	26.512	39.524	1:45.934
11		39.572	26.442	38.824	1:44.838	12		39.541	26.918	38.919	1:45.378
13		39.716	26.566	39.251	1:45.533	14		39.891	26.427	38.960	1:45.278
15		39.863	26.547	39.523	1:45.933			45.461	33.908		

**22** VALLERY-MASSON Laurent Ralt RT3 - VW

Lap	Speed / Pit	Sector1	Sector2	Sector 3	Time	Lap	Speed / Pit	Sector1	Sector2	Sector 3	Time
1		43.142	26.660	39.945	1:49.747	2		39.794	26.111	38.978	1:44.883
3		39.297	26.158	38.898	1:44.353	4		39.109	26.618	39.256	1:44.983
5		39.249	26.013	38.678	1:43.940	6		39.726	26.157	38.790	1:44.673
7		39.403	26.222	38.600	1:44.225	8		39.438	26.024	39.008	1:44.470
9		39.240	26.120	39.173	1:44.533	10		39.266	26.162	38.961	1:44.389
11		39.162	26.079	39.032	1:44.273	12		39.823	26.394	39.200	1:45.417
13		39.247	26.442	39.152	1:44.841	14		39.664	26.286	39.292	1:45.242
		56.348	34.697								

**24** LOGUT Christian Martini MK30

Lap	Speed / Pit	Sector1	Sector2	Sector 3	Time	Lap	Speed / Pit	Sector1	Sector2	Sector 3	Time
1				>10min	04.379			49.359	34.644		

**26** FRANCE Arnaud Martini MK44

Lap	Speed / Pit	Sector1	Sector2	Sector 3	Time	Lap	Speed / Pit	Sector1	Sector2	Sector 3	Time
1				>10min	00.577	2		44.756	27.919	41.771	1:54.446
3		41.031	26.492	40.858	1:48.381	4		40.243	26.453	41.106	1:47.802
5		40.464	26.752	40.480	1:47.696	6		40.921	35.275	40.047	1:56.243
7		40.372	26.561	40.044	1:46.977	8		40.258	26.684	40.243	1:47.185
9		40.433	26.597	39.948	1:46.978	10		40.116	26.690	39.953	1:46.759
11		40.407	26.661	39.950	1:47.018	12		40.395	26.764	39.991	1:47.150
13		40.502	26.908	40.681	1:48.091	14		40.845	26.812	39.962	1:47.619
15		40.485	26.507	39.399	1:46.391			55.472			

**38** CHATEAUX Jean-Baptiste Martini MK54

Lap	Speed / Pit	Sector1	Sector2	Sector 3	Time	Lap	Speed / Pit	Sector1	Sector2	Sector 3	Time
1		44.042	27.567	40.396	1:52.005	2		40.580	27.256	39.872	1:47.708
3		41.154	27.152	41.057	1:49.363	4		40.161	27.642	39.938	1:47.741
5		40.076	26.954	39.449	1:46.479	6		40.610	27.594	39.952	1:48.156
7		39.680	26.794	39.293	1:45.767	8		40.582	27.665	39.095	1:47.342
9		39.916	26.928	39.235	1:46.079	10		39.841	26.700	38.935	1:45.476
11		39.879	27.495	39.522	1:46.896	12		39.895	27.683	39.558	1:47.136
13		40.218	27.214	39.075	1:46.507	14		39.734	27.058	39.231	1:46.023
		52.803									

**39** BOUCHERIE Antoine Martini MK54

Lap	Speed / Pit	Sector1	Sector2	Sector 3	Time	Lap	Speed / Pit	Sector1	Sector2	Sector 3	Time
1				>10min	01.879	2		45.640	27.932	42.054	1:55.626
3		41.937	27.709	41.927	1:51.573	4		41.701	27.201	42.824	1:51.726
5		41.587	28.295	42.172	1:52.054	6		41.638	27.809	41.410	1:50.857
7		41.547	28.228	42.031	1:51.806	8		41.833	27.202	41.732	1:50.767
9		41.406	27.578	42.070	1:51.054	10		41.688	27.471	42.002	1:51.161
11		41.838	27.427	41.430	1:50.695	12		42.684	27.819	42.329	1:52.832
13		42.618	27.493	42.007	1:52.118	14		42.008	27.682	41.739	1:51.429
		50.964	38.796								

**47** MONNET Jean-Charles Martini MK41

Lap	Speed / Pit	Sector1	Sector2	Sector 3	Time	Lap	Speed / Pit	Sector1	Sector2	Sector 3	Time
-----	-------------	---------	---------	----------	------	-----	-------------	---------	---------	----------	------

1	44.649	28.604	42.160	1:55.413	2	41.262	26.968	40.025	1:48.255
3	40.433	26.796	40.736	1:47.965	4	40.233	26.639	39.724	1:46.596
5	39.961	26.824	39.087	1:45.872	6	39.915	26.845	39.000	1:45.760
7	40.542	26.832	38.889	1:46.263	8	40.135	26.831	38.743	1:45.709
9	39.638	26.744	38.921	1:45.303	10	39.919	26.718	38.742	1:45.379
11	40.130	26.753	38.992	1:45.875	12	40.095	26.841	38.951	1:45.887
13	39.873	26.712	38.908	1:45.493	14	40.150	26.784	39.855	1:46.789
	46.166	32.434							

**51** "''''NELSON'''' Martini MK51

Lap	Speed / Pit	Sector1	Sector2	Sector 3	Time	Lap	Speed / Pit	Sector1	Sector2	Sector 3	Time
1		42.712	26.314	39.682	1:48.708	2		39.454	26.098	39.393	1:44.945
3		39.200	25.926	38.911	1:44.037	4		39.240	26.175	39.251	1:44.666
5		39.041	25.971	38.692	1:43.704	6		39.243	25.805	38.781	1:43.829
7		39.338	25.968	39.173	1:44.479	8		39.422	25.986	38.825	1:44.233
9		39.443	25.977	39.533	1:44.953	10		39.352	26.033	39.194	1:44.579
11		40.292	26.175	39.270	1:45.737	12		40.220	26.191	39.270	1:45.681
13		39.421	26.149	39.135	1:44.705	14		39.737	25.990	39.620	1:45.347
		58.738	36.025								

**59** ROUVIER Frédéric Martini MK31 - Toy

Lap	Speed / Pit	Sector1	Sector2	Sector 3	Time	Lap	Speed / Pit	Sector1	Sector2	Sector 3	Time
1		40.312	26.473	38.142	1:44.927	2		38.687	26.287	38.082	1:43.056
3		38.573	26.199	38.233	1:43.005	4		38.676	26.162	37.894	1:42.732
5		38.598	26.235	37.899	1:42.732	6		38.505	26.239	38.323	1:43.067
7		38.696	26.249	37.856	1:42.801	8		38.518	26.093	37.856	1:42.467
9		38.512	26.293	37.846	1:42.651	10		38.447	25.806	37.900	1:42.153
11		38.410	26.141	37.745	1:42.296	12		38.267	26.007	37.465	1:41.739
13		38.287	26.080	37.740	1:42.107	14		38.408	26.006	37.977	1:42.391
15 Pit		51.053	37.498	56.805	2:25.356						

**63** BELTRAMELLI Viny Van Diemen FR93

Lap	Speed / Pit	Sector1	Sector2	Sector 3	Time	Lap	Speed / Pit	Sector1	Sector2	Sector 3	Time
1				>10min	00.933	2		45.302	28.208	42.353	1:55.863
3		41.385	27.513	39.939	1:48.837	4		41.214	27.640	39.631	1:48.485
5		40.854	27.090	39.332	1:47.276	6		40.247	27.262	39.163	1:46.672
7		40.479	27.147	39.411	1:47.037	8		40.379	27.117	39.135	1:46.631
9		40.345	27.096	39.311	1:46.752	10		40.206	27.157	39.225	1:46.588
11		40.391	27.059	39.151	1:46.601	12		40.243	27.057	39.057	1:46.357
13		40.533	27.149	39.128	1:46.810	14		40.356	27.272	39.275	1:46.903
15		40.330	27.065	39.474	1:46.869			47.552			

**72** BOUDREAUULT Tony Orion FR90

Lap	Speed / Pit	Sector1	Sector2	Sector 3	Time	Lap	Speed / Pit	Sector1	Sector2	Sector 3	Time
1				>10min	00.154	2 Pit		52.119	34.254	50.673	2:17.046
3 Pit	1:26.721	2:18.350	35.064	51.696	3:45.110						

**73** ARBEIT Michel Chevron B38 - Toy

Lap	Speed / Pit	Sector1	Sector2	Sector 3	Time	Lap	Speed / Pit	Sector1	Sector2	Sector 3	Time
1		41.936		1:47.279	1:47.279	2		38.969		3:31.588	1:44.309
3		39.025		5:15.603	1:44.015	4		39.102		6:58.999	1:43.396
5		38.913		8:41.936	1:42.937	6		38.779		>10min	1:43.294
7		38.649		>10min	1:42.586	8		39.063	25.577	38.417	1:43.057
9 Pit		42.334	26.848	44.947	1:54.129						

**78** BOUDON Pascal Swift FR90

Lap	Speed / Pit	Sector1	Sector2	Sector 3	Time	Lap	Speed / Pit	Sector1	Sector2	Sector 3	Time
1				>10min	02.819	2		46.026	29.253	43.856	1:59.135
3		44.664	29.167	43.245	1:57.076	4		44.961	28.682	43.532	1:57.175
5		43.935	29.374	43.111	1:56.420	6		43.776	29.393	42.295	1:55.464
7		43.885	29.095	42.974	1:55.954	8		43.599	28.892	44.193	1:56.684
9		45.439	32.118	47.508	2:05.065	10		43.731	29.020	43.057	1:55.808
11		46.993	29.603	46.659	2:03.255	12		46.368	29.893	44.048	2:00.309
13		44.243	30.213	45.818	2:00.274	14		44.278	29.181	43.180	1:56.639

**79** DOMAS Jackie Martini MK54


Lap	Speed / Pit	Sector1	Sector2	Sector 3	Time	Lap	Speed / Pit	Sector1	Sector2	Sector 3	Time
1				>10min	01.497	2		44.901	27.737	42.438	1:55.076
3		40.891	26.907	40.914	1:48.712	4		41.045	27.172	40.408	1:48.625
5		42.345	27.145	40.647	1:50.137	6		40.302	27.280	40.811	1:48.393
7		40.967	27.414	39.994	1:48.375	8		40.816	26.966	40.000	1:47.782
9		41.580	27.006	40.651	1:49.237	10		40.891	27.747	40.249	1:48.887
11		40.637	26.909	40.083	1:47.629	12		40.599	27.262	41.396	1:49.257
13		41.699	27.549	40.357	1:49.605	14		41.409	27.188	41.029	1:49.626
15		42.414	27.642	41.134	1:51.190			52.094			
<b>87</b> MONIAT Claude						<b>Martini MK59</b>					
Lap	Speed / Pit	Sector1	Sector2	Sector 3	Time	Lap	Speed / Pit	Sector1	Sector2	Sector 3	Time
1				>10min	02.087	2		46.446	30.655	44.025	2:01.126
3		43.924	29.348	43.081	1:56.353	4		43.263	28.731	42.947	1:54.941
5		43.094	29.175	43.187	1:55.456	6		43.031	28.154	41.381	1:52.566
7		42.238	28.416	41.738	1:52.392	8		41.504	29.758	42.351	1:53.613
9		42.379	28.424	41.248	1:52.051	10		42.359	28.320	42.314	1:52.993
11		1:05.865	30.239	44.850	2:20.954	12		43.856	29.180	41.985	1:55.021
13		45.426	28.540	42.540	1:56.506	14		42.417	28.449	41.117	1:51.983
		54.889									
<b>97</b> MOTTEZ Bruno						<b>Martini MK51</b>					
Lap	Speed / Pit	Sector1	Sector2	Sector 3	Time	Lap	Speed / Pit	Sector1	Sector2	Sector 3	Time
1				>10min	00.006	2		44.894	27.198	41.863	1:53.955
3		41.369	26.612	39.919	1:47.900	4		41.001	26.472	41.331	1:48.804
5		40.512	26.557	40.897	1:47.966	6		40.750	26.489	39.497	1:46.736
7		39.966	26.643	40.395	1:47.004	8		40.358	26.366	39.314	1:46.038
9		39.913	26.261	38.992	1:45.166	10		39.956	26.214	39.038	1:45.208
11		39.621	26.385	39.254	1:45.260	12		39.983	26.396	39.298	1:45.677
13		39.924	26.553	39.223	1:45.700	14		40.159	26.531	39.702	1:46.392
15		40.427	26.643	40.006	1:47.076			55.044			
<b>110</b> RENOULT Gilles						<b>Orion FR90</b>					
Lap	Speed / Pit	Sector1	Sector2	Sector 3	Time	Lap	Speed / Pit	Sector1	Sector2	Sector 3	Time
1				>10min	02.697	2		46.406	29.406	43.971	1:59.783
3		44.212	28.647	42.121	1:54.980	4		43.096	28.872	42.355	1:54.323
5		42.779	29.434	42.275	1:54.488	6		42.756	28.626	42.431	1:53.813
7		42.817	29.000	41.526	1:53.343	8		42.958	29.328	42.272	1:54.558
9		43.857	28.470	41.939	1:54.266	10		42.500	28.789	43.072	1:54.361
11		43.723	28.610	42.930	1:55.263	12		44.487	28.686	41.842	1:55.015
13		42.967	28.992	42.707	1:54.666	14		43.855	28.778	44.002	1:56.635
		55.512									
<b>162</b> KLEIN Marc						<b>Martini MK41</b>					
Lap	Speed / Pit	Sector1	Sector2	Sector 3	Time	Lap	Speed / Pit	Sector1	Sector2	Sector 3	Time
1				>10min	03.649	2		45.243	27.367	42.301	1:54.911
3		40.879	26.880	40.826	1:48.585	4		40.751	26.866	41.053	1:48.670
5		40.718	26.420	40.643	1:47.781	6		40.584	26.918	40.375	1:47.877
7		40.266	26.694	39.978	1:46.938	8		40.321	26.518	39.938	1:46.777
9		40.423	26.311	39.833	1:46.567	10		40.231	26.340	39.932	1:46.503
11		40.064	26.243	39.719	1:46.026	12		40.183	26.098	39.848	1:46.129
13		40.540	26.436	39.849	1:46.825	14		40.342	26.391	40.061	1:46.794
15		40.156	26.256	39.642	1:46.054			52.910			
<b>201</b> SC1						<b>SC1</b>					
Lap	Speed / Pit	Sector1	Sector2	Sector 3	Time	Lap	Speed / Pit	Sector1	Sector2	Sector 3	Time
1 Pit				>10min	2:51.198						



<b>P3 Trophee F3 Classic F Renault Classic</b>	<b>Rectificatif</b>	<b>Grille de départ</b>
<b>Course 2 / Race 2</b>		
<b>Départ : 30/09/2018 - 14:30</b>	<b>Fermeture Pré-grille : 14:05</b>	<b>Durée : 14 tours - 25 min</b>

Row 11	21	<b>72 - BOUDREault</b>	22	
Row 10	19	<b>11 - JACKSON</b>	20	<b>4 - EYNARD-MACHET</b>
Row 9	17	<b>87 - MONIAT</b>	18	<b>78 - BOUDON</b>
Row 8	15	<b>39 - BOUCHERIE</b>	16	<b>110 - RENOULT</b>
Row 7	13	<b>26 - FRANCE</b>	14	<b>79 - DOMAS</b>
Row 6	11	<b>63 - BELTRAMELLI</b>	12	<b>162 - KLEIN</b>
Row 5	9	<b>97 - MOTTEZ</b>	10	<b>38 - CHATEAUX</b>
Row 4	7	<b>15 - ANTUNES</b>	8	<b>47 - MONNET</b>
Row 3	5	<b>6 - LACOUR</b>	6	<b>5 - CANDIANI</b>
Row 2	3	<b>1 - ROBERT</b>	4	<b>22 - VALLERY-MASSON</b>
Row 1	1	<b>59 - ROUVIER</b>	2	<b>9 - JACOBS</b>

POLE



Steward		Chronométréur : R.I.S.
---------	--	------------------------

**P3 Trophee F3 Classic FRenault Classic**

**Classement sur le nombre de tours**

**Course 2 / Race 2**

**PISTE SECHE / DRY TRACK**

Pos	No	Cat	#Cat	CDF	Pilote 1 / Pilote 2	Nat1/Nat2	Voiture	Annee	Temps	T.	Ecart 1er	Ecart Prec	M.T.	T.	Vitesse
1	59	F3	1	1	ROUVIER Frédéric	F	Martini MK31 - Toy	1980	0:25:39.087	14			1:42.092	14	131,493
2	11	F3	2		JACKSON Simon	GB	Chevron B43 - Toy	1978	0:25:41.077	14	0:01.990		1:41.544	13	132,203
3	1	FR_T	1	1	ROBERT Lionel	F	Martini MK48	1986	0:25:44.590	14	0:05.503	0:03.513	1:42.438	13	131,049
4	22	F3	3	1	VALLERY-MASSON Laurent	F	Ralt RT3 - VW	1983	0:25:50.395	14	0:11.308	0:05.805	1:43.466	12	129,747
5	9	F3	4		JACOBS Ian	GB	Ralt RT3 - VW	1984	0:25:57.612	14	0:18.525	0:07.217	1:42.483	7	130,991
6	15	F3	5	1	ANTUNES TAVARES Carlos	F	Chevron B47 - Toy	1979	0:25:59.006	14	0:19.919	0:01.394	1:44.588	12	128,355
7	6	F3	6	1	LACOUR Bernard	F	Martini MK42 - VW	1984	0:25:59.363	14	0:20.276	0:00.357	1:44.601	12	128,339
8	47	FR_T	2		MONNET Jean-Charles	F	Martini MK41	1984	0:26:03.921	14	0:24.834	0:04.558	1:45.304	12	127,482
9	97	FR_T	3	1	MOTTEZ Bruno	F	Martini MK51	1987	0:26:05.029	14	0:25.942	0:01.108	1:45.284	13	127,507
10	5	F3	7		CANDIANI Gianluigi	I	March 783 - Toy	1978	0:26:05.387	14	0:26.300	0:00.358	1:44.440	13	128,537
11	38	FR_T	4		CHATEAUX Jean-Baptiste	F	Martini MK54	1998	0:26:05.964	14	0:26.877	0:00.577	1:44.767	13	128,136
12	79	FR_T	5	1	DOMAS Jackie	F	Martini MK54	1988	0:26:08.372	14	0:29.285	0:02.408	1:45.459	13	127,295
13	26	FR_T	6	1	FRANCE Arnaud	F	Martini MK44	1985	0:26:09.250	14	0:30.163	0:00.878	1:46.441	13	126,121
14	63	FR_A	1	1	BELTRAMELLI Viny	F	Van Diemen FR93	1993	0:26:13.856	14	0:34.769	0:04.606	1:47.006	6	125,455
15	39	FR_T	7	1	BOUCHERIE Antoine	F	Martini MK54	1988	0:26:27.307	14	0:48.220	0:13.451	1:48.805	10	123,380
16	87	FR_A	2	1	MONIAT Claude	F	Martini MK59	1990	0:26:50.630	14	1:11.543	0:23.323	1:51.632	11	120,256
17	110	FR_A	3	1	RENOULT Gilles	F	Orion FR90	1990	0:27:00.627	14	1:21.540	0:09.997	1:52.902	10	118,903
-- CONCURRENTS N'AYANT PAS PARCOURU 60% DU NB DE TOURS DU 1ER ( 8 T ) --															
18	162	FR_T	8		KLEIN Marc	L	Martini MK41	1984	0:11:12.093	6	8 T	8 T	1:46.644	4	125,880
19	78	FR_A	4	1	BOUDON Pascal	F	Swift FR90	1990	0:11:37.443	6	0:25.350	0:25.350	1:53.983	6	117,775
-- Tour le plus rapide --															
	11	F3			JACKSON Simon	GB	Chevron B43 - Toy	1978					1:41.544	13	132,203
-- NON PARTANT --															
	4	F3			EYNARD-MACHET Jean-Pierre	F	Martini MK31 - Toy	1980							
	24	FR_T			LOGUT Christian	F	Martini MK30	1980							
	51	FR_T			NELSON	F	Martini MK51	1987							
	72	FR_A			BOUDREAULT Tony	F	Orion FR90	1990							
	73	F3			ARBEIT Michel	F	Chevron B38 - Toy	1977							

Val de Vienne - Longueur du Circuit : 3,729 km

Les résultats sont provisoires jusqu'à la fin du délai de réclamation et d'appel soit 30 minutes après leur affichage officiel.

En cas de problème lors de vérifications techniques, d'incidents sportifs ou de réclamation, les résultats seront suspendus jusqu'à la fin des investigations.

Results are provisional until the end of protest and appeal time. The limit is 30 minutes after publishing the official notice.

In case of problem during technical scrutineering, sporting incident or protest, results will be suspended until the end of investigations.

Directeur de course / Clerk of the course :Pauline SCHOofs	Date et Heure Affichage	Chronomètreur / Timekeeper :R.I.S.
--	-------------------------	------------------------------------



**P3 Trophee F3 Classic FRenault Classic**
**Classement sur le nombre de tours**
**Course 2 / Race 2**
**PISTE SECHE / DRY TRACK**

Pos	No	Cat	CDP	Pilote 1 / Pilote 2	Nat1/Nat2	Voiture	Annee	Temps	T.	Ecart 1er	M.T.	T.	Vitesse	
<b>F3</b>														
1	59	F3	1	ROUVIER Frédéric	F	Martini MK31 - Toy	1980	0:25:39.087	14		1:42.092	14	131,493	
2	11	F3		JACKSON Simon	GB	Chevron B43 - Toy	1978	0:25:41.077	14	0:01.990	1:41.544	13	132,203	
3	22	F3	1	VALLERY-MASSON Laurent	F	Ralt RT3 - VW	1983	0:25:50.395	14	0:11.308	1:43.466	12	129,747	
4	9	F3		JACOBS Ian	GB	Ralt RT3 - VW	1984	0:25:57.612	14	0:18.525	1:42.483	7	130,991	
5	15	F3	1	ANTUNES TAVARES Carlos	F	Chevron B47 - Toy	1979	0:25:59.006	14	0:19.919	1:44.588	12	128,355	
6	6	F3	1	LACOUR Bernard	F	Martini MK42 - VW	1984	0:25:59.363	14	0:20.276	1:44.601	12	128,339	
7	5	F3		CANDIANI Gianluigi	I	March 783 - Toy	1978	0:26:05.387	14	0:26.300	1:44.440	13	128,537	
8	SC1	F3	SC1	-- Non Classé(s) -- Moins de 8 tours ( 60%)										
				SC1				0:17:00.701	2	12	14:22.897	2	015,557	
-- Tour le plus rapide --														
11	F3			JACKSON Simon	GB	Chevron B43 - Toy	1978				1:41.544	13	132,203	
<b>FR_Turbo</b>														
1	1	FR_T	1	ROBERT Lionel	F	Martini MK48	1986	0:25:44.590	14		1:42.438	13	131,049	
2	47	FR_T		MONNET Jean-Charles	F	Martini MK41	1984	0:26:03.921	14	0:19.331	1:45.304	12	127,482	
3	97	FR_T	1	MOTTEZ Bruno	F	Martini MK51	1987	0:26:05.029	14	0:20.439	1:45.284	13	127,507	
4	38	FR_T		CHATEAUX Jean-Baptiste	F	Martini MK54	1998	0:26:05.964	14	0:21.374	1:44.767	13	128,136	
5	79	FR_T	1	DOMAS Jackie	F	Martini MK54	1988	0:26:08.372	14	0:23.782	1:45.459	13	127,295	
6	26	FR_T	1	FRANCE Arnaud	F	Martini MK44	1985	0:26:09.250	14	0:24.660	1:46.441	13	126,121	
7	39	FR_T	1	BOUCHERIE Antoine	F	Martini MK54	1988	0:26:27.307	14	0:42.717	1:48.805	10	123,380	
8	162	FR_T		KLEIN Marc	L	Martini MK41	1984	0:11:12.093	6	8	1:46.644	4	125,880	
-- Tour le plus rapide --														
1	FR_T	1		ROBERT Lionel	F	Martini MK48	1986				1:42.438	13	131,049	
<b>FR_Atmo</b>														
1	63	FR_A	1	BELTRAMELLI Viny	F	Van Diemen FR93	1993	0:26:13.856	14		1:47.006	6	125,455	
2	87	FR_A	1	MONIAT Claude	F	Martini MK59	1990	0:26:50.630	14	0:36.774	1:51.632	11	120,256	
3	110	FR_A	1	RENOULT Gilles	F	Orion FR90	1990	0:27:00.627	14	0:46.771	1:52.902	10	118,903	
4	78	FR_A	1	BOUDON Pascal	F	Swift FR90	1990	0:11:37.443	6	8	1:53.983	6	117,775	
-- Tour le plus rapide --														
63	FR_A	1		BELTRAMELLI Viny	F	Van Diemen FR93	1993				1:47.006	6	125,455	
-- NON PARTANT --														
4	F3	1		EYNARD-MACHET Jean-Pierre	F	Martini MK31 - Toy	1980							
24	FR_T	1		LOGUT Christian	F	Martini MK30	1980							
51	FR_T	1		""""NELSON""""	F	Martini MK51	1987							
72	FR_A	1		BOUDREAU Tony	F	Orion FR90	1990							
73	F3	1		ARBEIT Michel	F	Chevron B38 - Toy	1977							

Val de Vienne - Longueur du Circuit : 3,729 km

Les résultats sont provisoires jusqu'à la fin du délai de réclamation et d'appel soit 30 minutes après leur affichage officiel.

En cas de problème lors de vérifications techniques, d'incidents sportifs ou de réclamation, les résultats seront suspendus jusqu'à la fin des invest

Results are provisional until the end of protest and appeal time. The limit is 30 minutes after publishing the official notice.

In case of problem during technical scrutineering, sporting incident or protest, results will be suspended until the end of investigations.

Directeur de course / Clerk of the course :Pauline SCHOofs	Date et Heure Affichage	Chronomètreur / Timekeeper :R.I.S.
--	-------------------------	------------------------------------

**P3 Trophee F3 Classic FRenault Classic**  
**Course 2**

**Best Sector**

#	N°	Name	Sector1	#	N°	Name	Sector 2	#	N°	Name	Sector 3	#	N°	Name	Best lap	Ideal lap
1	11		38.198	1	9		25.394	1	59		37.655	1	11		1:41.544	1:41.461
2	59		38.356	2	11		25.565	2	11		37.698	2	59		1:42.092	1:41.975
3	1		38.455	3	1		25.689	3	1		38.165	3	1		1:42.438	1:42.309
4	9		38.546	4	22		25.842	4	9		38.265	4	9		1:42.483	1:42.205
5	22		38.981	5	59		25.964	5	22		38.523	5	22		1:43.466	1:43.346
6	5		39.138	6	5		26.108	6	6		38.691	6	5		1:44.440	1:44.574
7	38		39.175	7	79		26.111	7	47		38.789	7	15		1:44.588	1:44.426
8	15		39.276	8	6		26.140	8	15		38.878	8	6		1:44.601	1:44.221
9	6		39.390	9	97		26.175	9	38		39.124	9	38		1:44.767	1:44.591
10	79		39.674	10	15		26.272	10	97		39.222	10	97		1:45.284	1:45.170
11	26		39.746	11	38		26.292	11	79		39.293	11	47		1:45.304	1:45.159
12	162		39.749	12	26		26.426	12	5		39.328	12	79		1:45.459	1:45.078
13	97		39.773	13	47		26.483	13	63		39.469	13	26		1:46.441	1:45.901
14	47		39.887	14	162		26.629	14	26		39.729	14	162		1:46.644	1:46.644
15	63		40.343	15	63		26.879	15	162		40.266	15	63		1:47.006	1:46.691
16	39		40.900	16	39		26.982	16	39		40.533	16	39		1:48.805	1:48.415
17	87		41.762	17	87		27.719	17	87		41.375	17	87		1:51.632	1:50.856
18	110		42.488	18	110		28.306	18	110		41.795	18	110		1:52.902	1:52.589
19	78		43.522	19	78		28.417	19	78		41.969	19	78		1:53.983	1:53.908
20	201		> 10 Min	20	201		1:14.020	20	201		51.847	20	201		2:37.804	14:22.897
								21	72		> 10 Min					



**P3 Trophee F3 Classic F Renault Classic**  
**Course 2 / Race 2**

**Grille de départ**

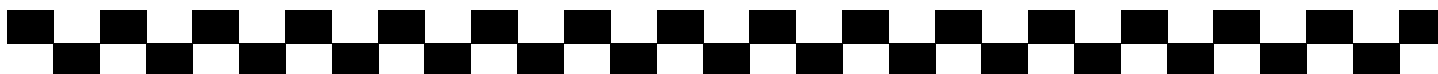
**Départ : 30/09/2018 - 14:30**

**Fermeture Pré-grille : 14:05**

**Durée : 14 tours - 25 min**

Row 12	23	<b>72 - BOUDREAU</b>	24	
Row 11	21	<b>73 - ARBEIT</b>	22	<b>4 - EYNARD-MACHET</b>
Row 10	19	<b>78 - BOUDON</b>	20	<b>11 - JACKSON</b>
Row 9	17	<b>110 - RENOULT</b>	18	<b>87 - MONIAT</b>
Row 8	15	<b>79 - DOMAS</b>	16	<b>39 - BOUCHERIE</b>
Row 7	13	<b>162 - KLEIN</b>	14	<b>26 - FRANCE</b>
Row 6	11	<b>38 - CHATEAUX</b>	12	<b>63 - BELTRAMELLI</b>
Row 5	9	<b>47 - MONNET</b>	10	<b>97 - MOTTEZ</b>
Row 4	7	<b>5 - CANDIANI</b>	8	<b>15 - ANTUNES</b>
Row 3	5	<b>22 - VALLERY-MASSON</b>	6	<b>6 - LACOUR</b>
Row 2	3	<b>1 - ROBERT</b>	4	<b>51 - NELSON</b>
Row 1	1	<b>59 - ROUVIER</b>	2	<b>9 - JACOBS</b>

**POLE**



Steward		Chronométrateur : R.I.S.
---------	--	--------------------------



**P3 Trophee F3 Classic F Renault Classic  
Course 2**

**Best Sector**

1						ROBERT Lionel						Martini MK48					
Lap	Speed / Pit	Sector1	Sector2	Sector 3	Time	Lap	Speed / Pit	Sector1	Sector2	Sector 3	Time	Lap	Speed / Pit	Sector1	Sector2	Sector 3	Time
1		40.881	26.429	40.680	1:47.990	2		39.273	26.083	38.358	1:43.714						
3		38.991	25.835	38.339	1:43.165	4		38.814	25.891	38.448	1:43.153						
5		38.862	25.768	38.583	1:43.213	6		38.566	25.738	38.367	1:42.671						
7		38.534	25.736	38.257	1:42.527	8		38.455	25.891	39.919	1:44.265						
9	1:06.567	1:15.944	55.388	3:17.899	10		38.902	25.940	38.500	1:43.342							
11		39.419	26.112	38.738	1:44.269	12		39.014	25.810	38.174	1:42.998						
13		38.584	25.689	38.165	1:42.438	14		38.791	25.838	38.317	1:42.946						
		49.206	38.402														

4						EYNARD-MACHET Jean-Pierre						Martini MK31 - Toy					
Lap	Speed / Pit	Sector1	Sector2	Sector 3	Time	Lap	Speed / Pit	Sector1	Sector2	Sector 3	Time	Lap	Speed / Pit	Sector1	Sector2	Sector 3	Time
1		40.639		2:06.288	2:06.288	2		40.253		3:53.736	1:47.448						
3		39.882		5:39.678	1:45.942	4		40.323	26.710	40.411	1:47.444						
5		39.840	26.570	39.956	1:46.366	6				>10min	1:45.572						
7		40.131	>10min	>10min	1:45.775	8				40.810	1:48.677						
9		40.803		>10min	2:43.294	10		40.404	26.329	39.757	1:46.490						
11			>10min	39.982	1:46.712	12			>10min	39.564	1:46.365						
13		39.731		>10min	1:44.440	14		39.138	26.108	39.328	1:44.574						
		50.989															

5						CANDIANI Gianluigi						March 783 - Toy					
Lap	Speed / Pit	Sector1	Sector2	Sector 3	Time	Lap	Speed / Pit	Sector1	Sector2	Sector 3	Time	Lap	Speed / Pit	Sector1	Sector2	Sector 3	Time
1		42.599	26.922	41.467	1:50.988	2		40.535	26.812	39.396	1:46.743						
3		41.052	26.430	39.632	1:47.114	4		40.137	26.319	39.946	1:46.402						
5		39.846	26.638	39.176	1:45.660	6		39.704	26.302	38.691	1:44.697						
7		39.727	26.375	39.013	1:45.115	8		39.600	26.971	39.939	1:46.510						
9		47.091	1:17.061	55.142	2:59.294	10		39.780	26.140								
11			26.140	39.560	1:45.480	12		39.458	27.384	39.380	1:46.222						
13		39.390	26.200	39.011	1:44.601	14		39.395	26.325	39.445	1:45.165						
15		39.744	26.707	38.921	1:45.372	15		53.410	37.797								

6						LACOUR Bernard						Martini MK42 - VW					
Lap	Speed / Pit	Sector1	Sector2	Sector 3	Time	Lap	Speed / Pit	Sector1	Sector2	Sector 3	Time	Lap	Speed / Pit	Sector1	Sector2	Sector 3	Time
1		39.812	26.330	39.140	1:45.282	2		39.409	25.755	38.972	1:44.136						
3		39.096	25.559	39.091	1:43.746	4		38.829	25.609	38.777	1:43.215						
5		39.236	25.591	39.008	1:43.835	6		38.899	25.394	38.616	1:42.909						
7		38.613	25.474	38.396	1:42.483	8		38.546	25.916	39.825	1:44.287						
9	1:06.728	1:15.037	56.453	3:18.218	10		39.039	25.740	38.511	1:43.290							
11		38.589	36.610	39.933	1:55.132	12		39.295	25.536	38.265	1:43.096						
13		38.990	25.582	39.412	1:43.984	14		39.213	25.811	38.975	1:43.999						
		52.482	38.696														

9						JACOBS Ian						Ralt RT3 - VW					
Lap	Speed / Pit	Sector1	Sector2	Sector 3	Time	Lap	Speed / Pit	Sector1	Sector2	Sector 3	Time	Lap	Speed / Pit	Sector1	Sector2	Sector 3	Time
1		39.975	26.187	38.362	1:44.524	2			2:59.029	39.048	1:45.196						
3		39.136	25.797	37.857	1:42.790	4		39.791	25.770	38.183	1:43.744						
5		38.345	25.908	37.805	1:42.058	6		38.487	25.854	37.897	1:42.238						
7		59.715	1:16.229	55.028	3:10.972	8		38.243	26.254	40.379	1:44.876						
9		38.735	26.042	38.171	1:42.948	10		38.785	25.884	38.275	1:42.944						
11						12		38.522	25.822	38.043	1:42.387						

11						JACKSON Simon						Chevron B43 - Toy					
Lap	Speed / Pit	Sector1	Sector2	Sector 3	Time	Lap	Speed / Pit	Sector1	Sector2	Sector 3	Time	Lap	Speed / Pit	Sector1	Sector2	Sector 3	Time
1			1:11.755	41.126	1:52.881	2			2:59.029	39.048	1:45.196						
3		39.975	26.187	38.362	1:44.524	4		39.791	25.770	38.183	1:43.744						
5		39.136	25.797	37.857	1:42.790	6		38.487	25.854	37.897	1:42.238						
7		38.345	25.908	37.805	1:42.058	8		38.243	26.254	40.379	1:44.876						
9		59.715	1:16.229	55.028	3:10.972	10		38.785	25.884	38.275	1:42.944						
11		38.735	26.042	38.171	1:42.948	12		38.522	25.822	38.043	1:42.387						

13	38.198	25.648	37.698	1:41.544	14	38.405	25.565	38.005	1:41.975
	51.835	38.514							

**15** ANTUNES TAVARES Carlos Chevron B47 - Toy

Lap	Speed / Pit	Sector1	Sector2	Sector 3	Time	Lap	Speed / Pit	Sector1	Sector2	Sector 3	Time
1		42.351	26.796	40.392	1:49.539	2		40.112	26.823	39.933	1:46.868
3		39.995	26.493	39.254	1:45.742	4		40.092	26.461	39.365	1:45.918
5		39.796	26.630	39.041	1:45.467	6		39.816	26.360	38.962	1:45.138
7		39.707	26.272	38.904	1:44.883	8		39.463	26.883	40.664	1:47.010
9		48.804	1:16.588	56.098	3:01.490	10		39.636	26.449	39.298	1:45.383
11		39.582	27.585	39.065	1:46.232	12		39.378	26.332	38.878	1:44.588
13		39.276	26.363	39.351	1:44.990	14		40.355	26.445	38.958	1:45.758
	52.887	37.914									

**22** VALLERY-MASSON Laurent Ralt RT3 - VW

Lap	Speed / Pit	Sector1	Sector2	Sector 3	Time	Lap	Speed / Pit	Sector1	Sector2	Sector 3	Time
1		41.421	26.636	41.065	1:49.122	2		40.110	26.530	39.145	1:45.785
3		39.697	26.306	38.858	1:44.861	4		39.379	26.278	40.164	1:45.821
5		39.764	26.550	39.074	1:45.388	6		39.477	26.262	38.769	1:44.508
7		40.034	26.168	39.027	1:45.229	8		39.339	27.010	40.029	1:46.378
9		51.608	1:16.586	54.849	3:03.043	10		39.455	25.842	38.523	1:43.820
11		39.005	26.252	38.893	1:44.150	12		38.981	25.914	38.571	1:43.466
13		39.244	26.083	38.978	1:44.305	14		39.223	26.296	39.000	1:44.519
	47.478	40.545									

**24** LOGUT Christian Martini MK30

Lap	Speed / Pit	Sector1	Sector2	Sector 3	Time	Lap	Speed / Pit	Sector1	Sector2	Sector 3	Time
-----	-------------	---------	---------	----------	------	-----	-------------	---------	---------	----------	------

**26** FRANCE Arnaud Martini MK44

Lap	Speed / Pit	Sector1	Sector2	Sector 3	Time	Lap	Speed / Pit	Sector1	Sector2	Sector 3	Time
1		44.222	26.845	41.218	1:52.285	2		41.688	26.809	40.625	1:49.122
3		40.814	26.523	40.137	1:47.474	4		40.828	26.561	40.240	1:47.629
5		40.329	26.482	40.105	1:46.916	6		40.614	26.505	39.729	1:46.848
7		40.206	26.426	40.455	1:47.087	8		39.930	27.836	42.088	1:49.854
9		41.441	1:12.392	54.228	2:48.061	10		40.600	26.643	40.024	1:47.267
11		40.283	26.782	39.926	1:46.991	12		40.170	26.624	39.756	1:46.550
13		39.746	26.698	39.997	1:46.441	14		40.403	26.582	39.740	1:46.725
	50.424										

**38** CHATEAUX Jean-Baptiste Martini MK54

Lap	Speed / Pit	Sector1	Sector2	Sector 3	Time	Lap	Speed / Pit	Sector1	Sector2	Sector 3	Time
1		43.885	27.488	41.183	1:52.556	2		41.915	27.271	41.050	1:50.236
3		40.804	27.284	39.896	1:47.984	4		39.926	26.616	40.242	1:46.784
5		40.022	26.379	39.647	1:46.048	6		40.643	26.718	39.452	1:46.813
7		40.249	26.668	39.253	1:46.170	8		39.175	28.464	40.788	1:48.427
9		41.703	1:13.563	54.444	2:49.710	10		40.035	26.511	39.495	1:46.041
11		40.220	28.270	39.166	1:47.656	12		40.393	27.049	39.203	1:46.645
13		39.351	26.292	39.124	1:44.767	14		39.974	26.626	39.527	1:46.127
	53.612										

**39** BOUCHERIE Antoine Martini MK54

Lap	Speed / Pit	Sector1	Sector2	Sector 3	Time	Lap	Speed / Pit	Sector1	Sector2	Sector 3	Time
1		45.585	27.877	42.302	1:55.764	2		42.005	27.297	41.699	1:51.001
3		41.300	27.072	41.132	1:49.504	4		41.632	27.263	41.773	1:50.668
5		41.634	27.090	41.147	1:49.871	6		41.502	27.372	41.639	1:50.513
7		41.249	28.025	41.611	1:50.885	8		41.723	29.182	42.381	1:53.286
9		41.813	51.002	53.747	2:26.562	10		41.290	26.982	40.533	1:48.805
11		40.900	27.086	40.986	1:48.972	12		41.568	27.501	42.370	1:51.439
13		41.332	27.353	41.301	1:49.986	14		41.507	27.340	41.204	1:50.051
	49.548										

**47** MONNET Jean-Charles Martini MK41

Lap	Speed / Pit	Sector1	Sector2	Sector 3	Time	Lap	Speed / Pit	Sector1	Sector2	Sector 3	Time
1		43.412	27.368	41.090	1:51.870	2		40.967	26.997	40.108	1:48.072
3		40.603	26.964	39.440	1:47.007	4		40.091	26.874	39.120	1:46.085
5		40.096	26.643	39.263	1:46.002	6		40.019	26.694	38.846	1:45.559

7	40.093	26.692	39.202	1:45.987	8	40.135	27.931	42.531	1:50.597
9	43.172	1:13.513	55.324	2:52.009	10	40.478	27.106	39.953	1:47.537
11	40.261	26.805	39.520	1:46.586	12	40.032	26.483	38.789	1:45.304
13	39.887	26.668	39.068	1:45.623	14	39.925	26.510	39.248	1:45.683
	49.726								

**51** "''''NELSON'''' Martini MK51

**59** ROUVIER Frédéric Martini MK31 - Toy

Lap	Speed / Pit	Sector1	Sector2	Sector 3	Time	Lap	Speed / Pit	Sector1	Sector2	Sector 3	Time
1		39.496	26.235	38.250	1:43.981	2		39.152	26.391	38.440	1:43.983
3		38.768	26.337	37.875	1:42.980	4		38.580	26.400	38.096	1:43.076
5		38.612	26.293	38.073	1:42.978	6		38.567	26.216	37.970	1:42.753
7		38.713	26.342	37.876	1:42.931	8		38.422	26.556	39.536	1:44.514
9		1:08.638	1:14.774	56.420	3:19.832	10		38.532	26.122	37.655	1:42.309
11		38.356	26.275	37.898	1:42.529	12		38.431	26.124	37.995	1:42.550
13		38.491	26.254	37.834	1:42.579	14		38.465	25.964	37.663	1:42.092
		52.505	38.806								

**63** BELTRAMELLI Viny Van Diemen FR93

Lap	Speed / Pit	Sector1	Sector2	Sector 3	Time	Lap	Speed / Pit	Sector1	Sector2	Sector 3	Time
1		44.042	27.638	41.858	1:53.538	2		41.197	27.435	41.731	1:50.363
3		40.947	27.056	40.185	1:48.188	4		40.672	27.075	39.767	1:47.514
5		40.688	27.128	39.800	1:47.616	6		40.512	26.879	39.615	1:47.006
7		40.655	27.073	39.469	1:47.197	8		40.343	30.164	40.752	1:51.259
9		40.948	1:09.157	53.444	2:43.549	10		40.968	27.131	39.782	1:47.881
11		40.577	27.078	39.759	1:47.414	12		40.573	27.046	39.833	1:47.452
13		40.634	27.075	39.712	1:47.421	14		40.597	26.995	39.866	1:47.458
		53.637									

**72** BOUDREAU Tony Orion FR90

Lap	Speed / Pit	Sector1	Sector2	Sector 3	Time	Lap	Speed / Pit	Sector1	Sector2	Sector 3	Time
1 Pit				>10min	05.485						

**73** ARBEIT Michel Chevron B38 - Toy

Lap	Speed / Pit	Sector1	Sector2	Sector 3	Time	Lap	Speed / Pit	Sector1	Sector2	Sector 3	Time
-----	-------------	---------	---------	----------	------	-----	-------------	---------	---------	----------	------

**78** BOUDON Pascal Swift FR90

Lap	Speed / Pit	Sector1	Sector2	Sector 3	Time	Lap	Speed / Pit	Sector1	Sector2	Sector 3	Time
1		47.713	29.020	43.985	2:00.718	2		44.074	29.697	43.660	1:57.431
3		44.151	28.915	42.172	1:55.238	4		43.633	28.721	42.523	1:54.877
5		44.070	28.921	42.205	1:55.196	6		43.597	28.417	41.969	1:53.983
		43.522									

**79** DOMAS Jackie Martini MK54

Lap	Speed / Pit	Sector1	Sector2	Sector 3	Time	Lap	Speed / Pit	Sector1	Sector2	Sector 3	Time
1		44.657	27.571	41.852	1:54.080	2		40.864	26.552	40.927	1:48.343
3		40.889	26.882	39.800	1:47.571	4		40.432	26.568	40.333	1:47.333
5		41.115	26.803	40.271	1:48.189	6		40.675	27.147	39.525	1:47.347
7		40.789	27.245	39.947	1:47.981	8		40.126	29.725	40.451	1:50.302
9		41.336	1:09.205	54.394	2:44.935	10		40.347	26.555	39.854	1:46.756
11		40.683	27.048	40.611	1:48.342	12		40.298	26.512	39.352	1:46.162
13		39.674	26.492	39.293	1:45.459	14		40.105	26.111	39.356	1:45.572
		58.834									

**87** MONIAT Claude Martini MK59

Lap	Speed / Pit	Sector1	Sector2	Sector 3	Time	Lap	Speed / Pit	Sector1	Sector2	Sector 3	Time
1		46.670	28.693	43.343	1:58.706	2		43.267	28.245	42.420	1:53.932
3		43.732	28.413	42.820	1:54.965	4		42.526	28.735	42.069	1:53.330
5		42.805	29.618	42.484	1:54.907	6		42.216	28.581	41.921	1:52.718
7		42.067	28.555	41.675	1:52.297			46.211	33.637		
9			33.637	46.097	2:05.945	10		45.574	34.644	43.154	2:03.372
11		42.393	28.482	41.484	1:52.359	12		41.762	28.209	41.661	1:51.632
13		42.809	28.638	41.490	1:52.937	14		42.322	28.199	41.375	1:51.896
15		42.353	27.719	41.562	1:51.634						

**97** MOTTEZ Bruno Martini MK51

Lap	Speed / Pit	Sector1	Sector2	Sector 3	Time	Lap	Speed / Pit	Sector1	Sector2	Sector 3	Time
1		43.513	26.877	41.206	1:51.596	2		40.776	26.551	41.437	1:48.764
3		41.386	26.484	39.745	1:47.615	4		40.615	26.188	39.703	1:46.506
5		40.131	26.175	39.590	1:45.896	6		40.004	26.237	39.372	1:45.613
7		40.551	26.231	39.222	1:46.004	8		40.105	27.235	42.687	1:50.027
9		43.457	1:13.545	55.423	2:52.425	10		39.951	27.148	40.070	1:47.169
11		40.133	26.836	39.594	1:46.563	12		40.060	26.185	39.488	1:45.733
13		39.773	26.176	39.335	1:45.284	14		39.800	26.242	39.792	1:45.834
		50.911									

110

RENOULT Gilles

Orion FR90

Lap	Speed / Pit	Sector1	Sector2	Sector 3	Time	Lap	Speed / Pit	Sector1	Sector2	Sector 3	Time
1		47.171	28.805	43.332	1:59.308	2		43.193	28.465	43.707	1:55.365
3		43.327	28.526	42.487	1:54.340	4		42.488	28.306	42.479	1:53.273
5		42.504	29.068	42.814	1:54.386	6		42.795	28.335	41.985	1:53.115
7		42.603	28.395	41.941	1:52.939	8		45.311	33.093	46.108	2:04.512
9		46.081	34.145	44.161	2:04.387	10		42.728	28.379	41.795	1:52.902
11		43.143	28.356	42.194	1:53.693	12		43.259	28.353	42.118	1:53.730
13		43.055	28.616	42.156	1:53.827	14		43.637	28.529	42.684	1:54.850

162

KLEIN Marc

Martini MK41

Lap	Speed / Pit	Sector1	Sector2	Sector 3	Time	Lap	Speed / Pit	Sector1	Sector2	Sector 3	Time
1		45.594	27.044	42.256	1:54.894	2		40.547	26.916	41.262	1:48.725
3		40.358	27.138	40.617	1:48.113	4		39.749	26.629	40.266	1:46.644
5		40.576	27.498	42.766	1:50.840	6 Pit		44.220	30.618	48.039	2:02.877

201

SC1

SC1

Lap	Speed / Pit	Sector1	Sector2	Sector 3	Time	Lap	Speed / Pit	Sector1	Sector2	Sector 3	Time
1 Pit				>10min	2:37.804	2 Pit	10:44.053	>10min	1:14.020	51.847	14:22.897