



P11 Trophée FFord KENT

Classement sur le meilleur temps

Essais Privés / Private Practices

PISTE SECHE / DRY TRACK

Pos	No	Cat	#Cat	CDF	Pilote 1 / Pilote 2	Nat1/Nat2	Voiture	Annee	N.T.	M.T.	Tour	Ecart	Vitesse
1	15	ZETEC	1		LEBRETON Maxime	F	Van Diemen RF00Z 1800	2000	12	1:47.472	8		124,911
2	46	ZETEC	2		SANJUAN Augustin	CH	Van Diemen RF02Z 1800	2002	11	1:47.827	4	0:00.355	124,499
3	10	Pre93	1		GENECAND Gislain	CH	Van Diemen RF92 1600	1992	11	1:48.545	11	0:01.073	123,676
4	160	Pre93	2		HORION Christophe	B	Van Diemen RF92 1600	1992	10	1:49.892	9	0:02.420	122,160
5	51	Pre90	1		BARROIS Didier	F	Van Diemen RF88 1600	1988	11	1:49.970	8	0:02.498	122,073
6	19	Pre90	2		KOZYREFF Michel	F	Reynard 88FF 1600	1988	11	1:51.397	9	0:03.925	120,510
7	26	Pre90	3				CAR		7	1:51.613	5	0:04.141	120,276
8	18	Pre93	3		TOMSEN Georges	B	Van Diemen RF90 1600	1990	10	1:51.679	5	0:04.207	120,205
9	49	Pre93	4		BELLOU Philippe	F	Van Diemen RF90 1600	1990	10	1:53.704	6	0:06.232	118,064
10	42	Pre93	5		SIMON Alain	F	Van Diemen RF91 1600	1991	9	1:54.376	7	0:06.904	117,371
11	89	Pre93	6		SAUZEDDE Patrick	F	Van Diemen RF91 1600	1991	10	1:54.420	7	0:06.948	117,326
12	7	Pre90	4		WEISS Patrick	F	Swift FF88 1600	1988	10	1:56.136	7	0:08.664	115,592
13	59	GHI	1		MISSISTRANO Vincent	F	Van Diemen RF80 1600	1980	11	1:57.516	10	0:10.044	114,235
14	50	Pre90	5		JANIN Daniel	F	Rondeau MS85 1600	1985	6	1:57.710	3	0:10.238	114,046
15	67	ZETEC	3		COLIN Philippe	F	Van Diemen RF93 1800	1993	10	1:58.576	7	0:11.104	113,213
16	6	Pre90	6				CAR		10	2:01.025	8	0:13.553	110,923
17	31	Pre90	7		BANNES WAIT Blandine	F	Rondeau MS85 1600	1985	10	2:02.791	4	0:15.319	109,327
18	22	GHI	2		MORERE Jean-Luc	F	Van Diemen RF80 1600	1980	9	2:03.020	9	0:15.548	109,124
19	72	Pre93	7		MORRISSEY Patrick	F	Ray 92F 1600	1992	4	2:03.393	3	0:15.921	108,794
NON PARTANTS													
11	GHI				MICHEL Xavier	F	Crosslé 30F 1600	1976					
45	Pre90				HERAULT Jean Philippe	F	Van Diemen RF85 1600	1985					
53	Pre93				PICHOT-DUCLOS Matthieu	F	Mygale MT02 1600	1992					
168	Pre93				GEOFFROY Geoffroy	MC	Van Diemen RF91 1600	1991					

Val de Vienne - Longueur du Circuit : 3,729 km

Les résultats sont provisoires jusqu'à la fin du délai de réclamation et d'appel soit 30 minutes après leur affichage officiel.

En cas de problème lors de vérifications techniques, d'incidents sportifs ou de réclamation, les résultats seront suspendus jusqu'à la fin des investigations.

Results are provisional until the end of protest and appeal time. The limit is 30 minutes after publishing the official notice.

In case of problem during technical scrutineering, sporting incident or protest, results will be suspended until the end of investigations.

Directeur de course / Clerk of the course :Lucien BILLARD	Date et Heure Affichage	Chronomètreur / Timekeeper :R.I.S.
--------------------------------------------------------------	-------------------------	------------------------------------

P11 Trophee FFord KENT

Best Sector

Essais Prives

#	N°	Name	Sector1	#	N°	Name	Sector 2	#	N°	Name	Sector 3	#	N°	Name	Best lap	Ideal lap
1	15		40.184	1	46		26.374	1	10		39.544	1	15		1:47.472	1:47.059
2	46		40.734	2	15		26.477	2	15		40.398	2	46		1:47.827	1:47.624
3	10		41.219	3	10		27.468	3	160		40.454	3	10		1:48.545	1:48.231
4	160		41.551	4	51		27.567	4	51		40.492	4	160		1:49.892	1:49.695
5	51		41.552	5	160		27.690	5	46		40.516	5	51		1:49.970	1:49.611
6	19		42.095	6	19		27.798	6	19		41.146	6	19		1:51.397	1:51.039
7	18		42.173	7	18		28.122	7	18		41.294	7	18		1:51.679	1:51.589
8	42		42.562	8	42		28.384	8	49		41.702	8	49		1:53.704	1:53.331
9	49		42.665	9	89		28.749	9	89		41.879	9	42		1:54.376	1:53.108
10	89		43.279	10	49		28.964	10	42		42.162	10	89		1:54.420	1:53.907
11	7		43.766	11	7		29.349	11	7		42.628	11	7		1:56.136	1:55.743
12	59		44.156	12	67		29.541	12	59		42.766	12	59		1:57.516	1:56.626
13	67		44.463	13	59		29.704	13	67		44.183	13	67		1:58.576	1:58.187
14	31		45.802	14	22		30.702	14	72		44.390	14	31		2:02.791	2:01.463
15	22		46.142	15	31		30.833	15	31		44.828	15	22		2:03.020	2:01.770
16	50		46.435	16	50		30.909	16	22		44.926	16	72		2:03.393	2:03.393
17	72		47.458	17	72		31.545	17	50		45.124	17	50		2:03.410	2:02.468

P11 Trophee FFord KENT
Essais Prives

Best Sector

7 WEISS Patrick Swift FF88 1600

Lap	Speed / Pit	Sector1	Sector2	Sector 3	Time	Lap	Speed / Pit	Sector1	Sector2	Sector 3	Time
1		>10min	35.254	50.751		2		48.034	31.927	44.577	2:04.538
3		45.682	30.342	45.361	2:01.385	4		45.187	29.826	42.628	1:57.641
5		47.665	30.223	43.449	2:01.337	6		44.267	29.506	43.136	1:56.909
7		43.766	29.361	43.009	1:56.136	8		45.174	29.411	43.455	1:58.040
9		50.446	37.550	46.458	2:14.454	10 Pit		44.340	29.349	59.212	2:12.901

10 GENECAND Gislain Van Diemen RF92 1600

Lap	Speed / Pit	Sector1	Sector2	Sector 3	Time	Lap	Speed / Pit	Sector1	Sector2	Sector 3	Time
1		>10min	30.496	41.419		2		43.269	28.707	40.536	1:52.512
3		41.639	27.842	40.161	1:49.642	4		41.429	27.805	39.824	1:49.058
5		42.292	27.865	40.298	1:50.455	6		41.342	27.787	39.937	1:49.066
7		41.377	27.772	39.544	1:48.693	8		42.697	28.076	40.063	1:50.836
9		41.377	27.634	40.132	1:49.143	10		41.517	27.796	40.049	1:49.362
11		41.219	27.468	39.858	1:48.545			42.393	34.716		

11 MICHEL Xavier Crosslé 30F 1600

Lap	Speed / Pit	Sector1	Sector2	Sector 3	Time	Lap	Speed / Pit	Sector1	Sector2	Sector 3	Time
1		>10min				2					

15 LEBRETON Maxime Van Diemen RF00Z 1800

Lap	Speed / Pit	Sector1	Sector2	Sector 3	Time	Lap	Speed / Pit	Sector1	Sector2	Sector 3	Time
1		>10min	27.598	41.779		2		43.179	27.176	42.188	1:52.543
3		41.661	26.948	40.533	1:49.142	4		40.841	26.574	41.702	1:49.117
5		40.508	26.927	40.646	1:48.081	6		40.375	26.673	41.111	1:48.159
7		40.184	27.082	40.398	1:47.664	8		40.315	26.502	40.655	1:47.472
9		41.340	26.622	41.348	1:49.310	10		40.465	26.528	40.860	1:47.853
11		40.329	26.477	41.712	1:48.518	12 Pit		44.000	31.340	50.821	2:06.161

18 TOMSEN Georges Van Diemen RF90 1600

Lap	Speed / Pit	Sector1	Sector2	Sector 3	Time	Lap	Speed / Pit	Sector1	Sector2	Sector 3	Time	
1		>10min	29.171	42.364		2		43.131	28.811	41.997	1:53.939	
3		42.808	29.430	41.495	1:53.733	4		42.364	28.560	42.132	1:53.056	
5		42.173	28.212	41.294	1:51.679	6		42.208	28.122	41.404	1:51.734	
7		42.339	28.702	41.517	1:52.558	8		42.768	28.309	41.796	1:52.873	
9 Pit		43.613	29.606	47.551	2:00.770	10		1:42.105	2:22.915	28.355	41.654	3:32.924
		44.404	32.190									

19 KOZYREFF Michel Reynard 88FF 1600

Lap	Speed / Pit	Sector1	Sector2	Sector 3	Time	Lap	Speed / Pit	Sector1	Sector2	Sector 3	Time
1		>10min	35.075	53.145		2		46.257	29.294	44.488	2:00.039
3		44.402	28.885	43.012	1:56.299	4		43.598	28.447	42.037	1:54.082
5		43.583	28.017	42.975	1:54.575	6		42.976	28.028	42.311	1:53.315
7		42.999	28.354	41.570	1:52.923	8		42.713	27.798	42.007	1:52.518
9		42.288	27.963	41.146	1:51.397	10		42.095	27.873	42.874	1:52.842
11		42.490	27.859	41.706	1:52.055			42.336			

22 MORERE Jean-Luc Van Diemen RF80 1600

Lap	Speed / Pit	Sector1	Sector2	Sector 3	Time	Lap	Speed / Pit	Sector1	Sector2	Sector 3	Time
1		>10min	35.841	53.007		2		51.672	33.913	49.436	2:15.021
3		49.553	33.640	47.196	2:10.389	4		48.862	31.541	46.770	2:07.173
5		50.081	31.389	45.639	2:07.109	6		47.162	30.748	45.676	2:03.586
7		46.577	31.011	47.703	2:05.291	8		46.142	31.016	46.544	2:03.702
9		47.392	30.702	44.926	2:03.020			58.124	37.117		

31 BANNES WAIT Blandine Rondeau MS85 1600

Lap	Speed / Pit	Sector1	Sector2	Sector 3	Time	Lap	Speed / Pit	Sector1	Sector2	Sector 3	Time
1		>10min				2					

1	>10min	38.099	53.309	2	50.595	34.547	49.156	2:14.298	
3	48.366	31.637	46.254	2:06.257	4	46.431	31.532	44.828	2:02.791
5	47.157	31.417	47.973	2:06.547	6	46.355	31.985	45.166	2:03.506
7	46.044	32.414	45.644	2:04.102	8	45.802	30.972	47.783	2:04.557
9	47.491	30.833	47.403	2:05.727	10	46.594	31.758	48.004	2:06.356
	48.763								

42 SIMON Alain Van Diemen RF91 1600

Lap	Speed / Pit	Sector1	Sector2	Sector 3	Time	Lap	Speed / Pit	Sector1	Sector2	Sector 3	Time
1	>10min	35.616	47.826	2	47.167	30.213	44.356	2:01.736			
3	43.250	28.478	43.172	1:54.900	4	43.950	28.384	43.301	1:55.635		
5	43.473	28.531	42.568	1:54.572	6	45.045	29.442	42.162	1:56.649		
7	42.982	28.454	42.940	1:54.376	8	44.394	30.135	42.361	1:56.890		
9	42.562	28.521	43.984	1:55.067		42.912	29.226				

45 HERAULT Jean Philippe Van Diemen RF85 1600

Lap	Speed / Pit	Sector1	Sector2	Sector 3	Time	Lap	Speed / Pit	Sector1	Sector2	Sector 3	Time
-----	-------------	---------	---------	----------	------	-----	-------------	---------	---------	----------	------

46 SANJUAN Augustin Van Diemen RF02Z 1800

Lap	Speed / Pit	Sector1	Sector2	Sector 3	Time	Lap	Speed / Pit	Sector1	Sector2	Sector 3	Time
1	>10min	29.970	41.966	2	41.673	28.142	40.687	1:50.502			
3	42.064	27.080	40.971	1:50.115	4	40.840	26.443	40.544	1:47.827		
5	41.577	27.278	41.178	1:50.033	6	41.078	26.424	40.516	1:48.018		
7	41.324	26.612	41.992	1:49.928	8	40.734	26.781	41.168	1:48.683		
9	41.030	26.374	40.845	1:48.249	10	44.055	28.278	41.682	1:54.015		
11 Pit	43.535	35.118	53.825	2:12.478							

49 BELOOU Philippe Van Diemen RF90 1600

Lap	Speed / Pit	Sector1	Sector2	Sector 3	Time	Lap	Speed / Pit	Sector1	Sector2	Sector 3	Time
1	>10min	30.485	44.283	2	1:00.977	29.743	43.402	2:14.122			
3 Pit	45.570	29.911	51.343	2:06.824	4	1:34.671	2:15.028	30.468	42.498	3:27.994	
5	43.717	29.037	41.840	1:54.594	6	42.925	29.077	41.702	1:53.704		
7	42.975	30.108	41.988	1:55.071	8	43.370	28.964	42.348	1:54.682		
9	46.108	29.409	42.298	1:57.815	10	42.665	29.079	44.373	1:56.117		
	43.225										

50 JANIN Daniel Rondeau MS85 1600

Lap	Speed / Pit	Sector1	Sector2	Sector 3	Time	Lap	Speed / Pit	Sector1	Sector2	Sector 3	Time
1	>10min	36.655	50.513	2	50.296	33.081	50.658	2:14.035			
3	47.222	31.195	46.619	2:05.036	4	47.160	30.909	45.750	2:03.819		
5	47.092	31.194	45.124	2:03.410	6 Pit	46.435	32.670	54.767	2:13.872		

51 BARROIS Didier Van Diemen RF88 1600

Lap	Speed / Pit	Sector1	Sector2	Sector 3	Time	Lap	Speed / Pit	Sector1	Sector2	Sector 3	Time
1	>10min	30.511	42.129	2	44.963	28.474	42.916	1:56.353			
3	42.713	28.875	41.518	1:53.106	4	42.064	27.738	40.886	1:50.688		
5	41.697	28.115	40.550	1:50.362	6	41.868	27.905	40.492	1:50.265		
7	41.767	28.894	40.585	1:51.246	8	41.552	27.828	40.590	1:49.970		
9	41.762	27.814	40.557	1:50.133	10	52.972	27.956	40.889	2:01.817		
11 Pit	41.627	27.567	1:38.271	2:47.465							

53 PICHOT-DUCLOS Matthieu Mygale MT02 1600

Lap	Speed / Pit	Sector1	Sector2	Sector 3	Time	Lap	Speed / Pit	Sector1	Sector2	Sector 3	Time
-----	-------------	---------	---------	----------	------	-----	-------------	---------	---------	----------	------

59 MISSISTRANO Vincent Van Diemen RF80 1600

Lap	Speed / Pit	Sector1	Sector2	Sector 3	Time	Lap	Speed / Pit	Sector1	Sector2	Sector 3	Time
1	>10min	31.144	44.458	2	45.550	30.008	44.802	2:00.360			
3	46.060	30.746	43.446	2:00.252	4	45.966	30.207	43.321	1:59.494		
5	45.214	29.971	43.524	1:58.709	6	45.407	30.132	42.766	1:58.305		
7	44.737	30.204	42.856	1:57.797	8	45.350	30.597	44.070	2:00.017		
9	44.652	30.018	43.051	1:57.721	10	44.156	30.191	43.169	1:57.516		
11	45.270	29.704	42.818	1:57.792		50.068					

67 COLIN Philippe Van Diemen RF93 1800

Lap	Speed / Pit	Sector1	Sector2	Sector 3	Time	Lap	Speed / Pit	Sector1	Sector2	Sector 3	Time
1	>10min	32.661	48.931	2	48.517	31.077	46.250	2:05.844			
3	45.749	29.923	45.798	2:01.470	4	45.485	30.154	45.474	2:01.113		

5	45.366	29.648	45.362	2:00.376	6	44.882	30.060	44.845	1:59.787
7	44.752	29.641	44.183	1:58.576	8	44.759	29.541	45.129	1:59.429
9	44.463	29.581	46.089	2:00.133	10	45.792	30.553	44.567	2:00.912
	54.470	36.369							

72 MORRISSEY Patrick Ray 92F 1600

Lap	Speed / Pit	Sector1	Sector2	Sector 3	Time	Lap	Speed / Pit	Sector1	Sector2	Sector 3	Time
1	>10min	37.406	50.874			2		49.762	33.406	47.502	2:10.670
3		47.458	31.545	44.390	2:03.393	4 Pit		51.785	33.896	54.098	2:19.779

89 SAUZEDDE Patrick Van Diemen RF91 1600

Lap	Speed / Pit	Sector1	Sector2	Sector 3	Time	Lap	Speed / Pit	Sector1	Sector2	Sector 3	Time
1	>10min	35.489	51.283			2		49.139	33.438	46.694	2:09.271
3		44.745	30.553	44.381	1:59.679	4		43.938	29.684	42.344	1:55.966
5		46.017	29.658	42.740	1:58.415	6		43.851	29.498	42.359	1:55.708
7		43.792	28.749	41.879	1:54.420	8		43.598	29.194	43.580	1:56.372
9	1:16.951	32.865	42.877	2:32.693		10		43.279	28.953	43.876	1:56.108
	44.585	29.631									

160 HORION Christophe Van Diemen RF92 1600

Lap	Speed / Pit	Sector1	Sector2	Sector 3	Time	Lap	Speed / Pit	Sector1	Sector2	Sector 3	Time
1	>10min	30.785	42.937			2		43.473	29.088	42.739	1:55.300
3		42.755	28.279	41.200	1:52.234	4 Pit		42.452	28.358	47.113	1:57.923
5	2:17.285	2:59.029	28.751	41.040	4:08.820	6		41.919	28.109	40.903	1:50.931
7		41.799	27.982	40.644	1:50.425	8		42.361	27.961	41.878	1:52.200
9		41.748	27.690	40.454	1:49.892	10		41.551	27.732	40.617	1:49.900
	43.313	28.654									

168 GEOFFROY Geoffroy Van Diemen RF91 1600

Lap	Speed / Pit	Sector1	Sector2	Sector 3	Time	Lap	Speed / Pit	Sector1	Sector2	Sector 3	Time
-----	-------------	---------	---------	----------	------	-----	-------------	---------	---------	----------	------



P11 Trophée FFord KENT

Classement sur le meilleur temps

Essais Qualificatifs / Qualifying Practices

PISTE SECHE / DRY TRACK

Pos	No	Cat	#Cat CDF	Pilote 1 / Pilote 2	Nat1/Nat2	Voiture	Annee	N.T.	M.T.	Tour	Ecart	Vitesse
1	15	ZETEC	1	LEBRETON Maxime	F	Van Diemen RF00Z 1800	2000	11	1:46.719	5		125,792
2	46	ZETEC	2	SANJUAN Augustin	CH	Van Diemen RF02Z 1800	2002	13	1:47.712	12	0:00.993	124,632
3	160	Pre93	1	HORION Geoffroy	MC	Van Diemen RF91 1600	1992	12	1:48.260	10	0:01.541	124,001
4	10	Pre93	2	GENECAND Gislain	CH	Van Diemen RF92 1600	1992	14	1:48.442	11	0:01.723	123,793
5	16	Pre93	3	MICHEL Xavier	F	Van Diemen RF90 1600	1990	14	1:49.286	8	0:02.567	122,837
6	51	Pre90	1	BARROIS Didier	F	Van Diemen RF88 1600	1988	13	1:49.867	11	0:03.148	122,188
7	26	GHI	1	FAGGIONATO/WAISLER	MC/F	Van Diemen RF80 1600	1980	13	1:49.900	13	0:03.181	122,151
8	42	Pre93	4	SIMON Alain	F	Van Diemen RF91 1600	1991	14	1:50.599	8	0:03.880	121,379
9	49	Pre93	5	BELOOU Philippe	F	Van Diemen RF90 1600	1990	14	1:50.786	6	0:04.067	121,174
10	18	Pre93	6	TOMSEN Georges	B	Van Diemen RF90 1600	1990	14	1:51.380	3	0:04.661	120,528
11	19	Pre90	2	KOZYREFF Michel	F	Reynard 88FF 1600	1988	14	1:51.510	9	0:04.791	120,387
12	89	Pre93	7	SAUZEDDE Patrick	F	Van Diemen RF91 1600	1991	13	1:53.744	13	0:07.025	118,023
13	7	Pre90	3	WEISS Patrick	F	Swift FF88 1600	1988	13	1:54.731	8	0:08.012	117,008
14	72	Pre93	8	MORRISSEY Patrick	F	Ray 92F 1600	1992	7	1:55.971	7	0:09.252	115,757
15	59	GHI	2	MISSISTRANO Vincent	F	Van Diemen RF80 1600	1980	13	1:56.649	13	0:09.930	115,084
16	67	ZETEC	3	COLIN Philippe	F	Van Diemen RF93 1800	1993	13	1:57.716	4	0:10.997	114,041
17	50	Pre90	4	JANIN Daniel	F	Rondeau MS85 1600	1985	11	1:58.121	7	0:11.402	113,650
18	22	GHI	3	MORERE Jean-Luc	F	Van Diemen RF80 1600	1980	13	1:58.292	11	0:11.573	113,485
19	31	Pre90	5	BANNES WAIT Blandine	F	Rondeau MS85 1600	1985	13	1:58.320	7	0:11.601	113,458
NON PARTANTS												

Val de Vienne - Longueur du Circuit : 3,729 km

Les résultats sont provisoires jusqu'à la fin du délai de réclamation et d'appel soit 30 minutes après leur affichage officiel.

En cas de problème lors de vérifications techniques, d'incidents sportifs ou de réclamation, les résultats seront suspendus jusqu'à la fin des investigations.

Results are provisional until the end of protest and appeal time. The limit is 30 minutes after publishing the official notice.

In case of problem during technical scrutineering, sporting incident or protest, results will be suspended until the end of investigations.

Directeur de course / Clerk of the course : Lucien BILLARD	Date et Heure Affichage	Chronomètreur / Timekeeper : R.I.S.
---------------------------------------------------------------	-------------------------	-------------------------------------

P11 Trophee FFord KENT
Essais Qualificatifs

Best Sector

#	N°	Name	Sector1	#	N°	Name	Sector 2	#	N°	Name	Sector 3	#	N°	Name	Best lap	Ideal lap
1	15		40.242	1	15		26.271	1	10		39.638	1	15		1:46.719	1:46.586
2	46		40.477	2	46		26.366	2	160		40.053	2	46		1:47.712	1:47.345
3	160		40.882	3	160		27.299	3	15		40.073	3	160		1:48.260	1:48.234
4	10		40.911	4	16		27.458	4	26		40.209	4	10		1:48.442	1:48.113
5	51		41.349	5	49		27.517	5	16		40.335	5	16		1:49.286	1:49.178
6	16		41.385	6	10		27.564	6	51		40.360	6	51		1:49.867	1:49.405
7	26		41.389	7	42		27.671	7	46		40.502	7	26		1:49.900	1:49.900
8	49		41.587	8	51		27.696	8	19		40.633	8	42		1:50.599	1:50.376
9	42		41.655	9	19		27.917	9	18		40.984	9	49		1:50.786	1:50.359
10	19		42.173	10	18		27.942	10	42		41.050	10	18		1:51.380	1:51.113
11	18		42.187	11	26		28.302	11	49		41.255	11	19		1:51.510	1:50.723
12	89		43.044	12	7		28.747	12	89		41.625	12	89		1:53.744	1:53.537
13	7		43.136	13	89		28.868	13	72		42.413	13	7		1:54.731	1:54.318
14	59		43.580	14	72		29.004	14	7		42.435	14	72		1:55.971	1:55.433
15	72		44.016	15	67		29.143	15	59		42.772	15	59		1:56.649	1:56.036
16	67		44.074	16	22		29.400	16	22		43.205	16	67		1:57.716	1:57.051
17	50		44.112	17	31		29.618	17	50		43.395	17	50		1:58.121	1:57.195
18	22		44.473	18	59		29.684	18	31		43.586	18	22		1:58.292	1:57.078
19	31		44.525	19	50		29.688	19	67		43.834	19	31		1:58.320	1:57.729

P11 Trophee Fford KENT
Essais Qualificatifs

Best Sector

7 WEISS Patrick **Swift FF88 1600**

Lap	Speed / Pit	Sector1	Sector2	Sector 3	Time	Lap	Speed / Pit	Sector1	Sector2	Sector 3	Time
1		>10min	31.145	46.563		2		45.663	29.758	44.723	2:00.144
3		44.095	29.807	43.860	1:57.762	4		44.279	29.465	43.246	1:56.990
5		43.853	29.299	43.342	1:56.494	6		43.638	29.287	42.706	1:55.631
7		43.331	29.341	42.690	1:55.362	8		43.136	29.061	42.534	1:54.731
9 Pit		43.902	28.747	1:00.283	2:12.932	10	30.153	1:11.624	29.121	45.950	2:26.695
11		44.042	29.994	44.897	1:58.933	12		43.239	28.877	43.167	1:55.283
13		43.857	29.295	42.435	1:55.587			54.563			

10 GENECAND Gislain **Van Diemen RF92 1600**

Lap	Speed / Pit	Sector1	Sector2	Sector 3	Time	Lap	Speed / Pit	Sector1	Sector2	Sector 3	Time
1		>10min	28.898	40.555		2		41.604	28.269	40.263	1:50.136
3		41.161	27.753	40.251	1:49.165	4		40.911	27.766	39.927	1:48.604
5		41.162	27.674	40.430	1:49.266	6		41.392	27.667	39.755	1:48.814
7		41.328	27.779	39.978	1:49.085	8		41.150	27.713	40.048	1:48.911
9		41.365	27.649	40.043	1:49.057	10		41.763	27.789	39.638	1:49.190
11		40.940	27.639	39.863	1:48.442	12		41.126	27.952	39.945	1:49.023
13		41.193	27.564	40.025	1:48.782	14		41.053	27.852	39.842	1:48.747
15 Pit		47.542	34.723	47.806	2:10.071						

15 LEBRETON Maxime **Van Diemen RF00Z 1800**

Lap	Speed / Pit	Sector1	Sector2	Sector 3	Time	Lap	Speed / Pit	Sector1	Sector2	Sector 3	Time
1		>10min	27.661	42.542		2		40.970	26.757	40.484	1:48.211
3		40.242	26.271	40.689	1:47.202	4		40.328	26.402	40.146	1:46.876
5		40.245	26.401	40.073	1:46.719	6 Pit		40.657	26.655	43.148	1:50.460
7	2:00.886	2:39.606	29.486	42.258	3:51.350	8		40.980	26.884	41.762	1:49.626
9		40.631	26.736	42.478	1:49.845	10		41.092	26.352	40.707	1:48.151
11 Pit		40.793	26.383	43.671	1:50.847						

16 MICHEL Xavier **Van Diemen RF90 1600**

Lap	Speed / Pit	Sector1	Sector2	Sector 3	Time	Lap	Speed / Pit	Sector1	Sector2	Sector 3	Time
1		>10min	28.539	41.987		2		42.122	27.997	41.362	1:51.481
3		41.821	27.611	41.109	1:50.541			41.719	27.634		
5			27.634	40.872	1:50.225	6		41.565	27.620	40.519	1:49.704
7		41.757	27.748	40.559	1:50.064	8		41.496	27.608	40.771	1:49.875
9		41.493	27.458	40.335	1:49.286	10		41.795	27.925	41.052	1:50.772
11		41.572	27.567	40.893	1:50.032	12		41.939	28.013	41.760	1:51.712
13		41.385	27.496	40.686	1:49.567	14		41.622	27.484	40.540	1:49.646
15		41.521	27.844	40.620	1:49.985			49.650	37.092		

18 TOMSEN Georges **Van Diemen RF90 1600**

Lap	Speed / Pit	Sector1	Sector2	Sector 3	Time	Lap	Speed / Pit	Sector1	Sector2	Sector 3	Time
1		>10min	29.394	42.056		2		43.194	28.615	42.850	1:54.659
3		42.295	27.942	41.143	1:51.380	4		43.802	28.855	41.074	1:53.731
5		42.834	29.023	41.180	1:53.037	6		42.187	28.741	41.262	1:52.190
7		42.520	28.186	41.107	1:51.813	8		42.719	28.038	40.984	1:51.741
9		42.335	28.157	41.506	1:51.998	10			>10min	42.711	1:53.701
11		42.664	28.143	41.664	1:52.471	12		42.467	28.857	41.727	1:53.051
13		42.333	28.052	41.771	1:52.156	14		43.366	28.279	41.158	1:52.803
		50.741									

19 KOZYREFF Michel **Reynard 88FF 1600**

Lap	Speed / Pit	Sector1	Sector2	Sector 3	Time	Lap	Speed / Pit	Sector1	Sector2	Sector 3	Time
-----	-------------	---------	---------	----------	------	-----	-------------	---------	---------	----------	------

1	>10min	29.409	42.370			2		42.769	>10min	1:52.906	
3	42.461	27.941	41.322	1:51.724		4		43.490	27.917	41.189	1:52.596
5	43.144	28.263	41.221	1:52.628		6		42.264	28.197	41.254	1:51.715
7	42.683	28.049	41.639	1:52.371		8		42.409	28.327	41.251	1:51.987
9	42.292	28.122	41.096	1:51.510		10		42.777	28.346	43.058	1:54.181
11	42.646	28.201	43.657	1:54.504		12		42.173	27.994	41.770	1:51.937
13	42.335	29.639	41.958	1:53.932		14		43.102	27.918	40.633	1:51.653
	54.092										

22 MORERE Jean-Luc Van Diemen RF80 1600

Lap	Speed / Pit	Sector1	Sector2	Sector 3	Time	Lap	Speed / Pit	Sector1	Sector2	Sector 3	Time
1	>10min	31.591	46.819			2		46.526	30.785	44.660	2:01.971
3	45.115	30.315	43.603	1:59.033		4		45.533	31.916	46.001	2:03.450
5	45.311	30.020	43.205	1:58.536		6		45.401	30.591	43.447	1:59.439
7	44.473	30.027	43.960	1:58.460		8		44.944	30.073	44.462	1:59.479
9	44.799	30.248	43.984	1:59.031		10		45.576	29.400	43.733	1:58.709
11	44.830	29.792	43.670	1:58.292		12		45.572	30.379	44.206	2:00.157
13	45.211	30.636	43.436	1:59.283				1:00.008			

26 FAGGIONATO Marc/WAISLER Laurent Van Diemen RF80 1600

Lap	Speed / Pit	Sector1	Sector2	Sector 3	Time	Lap	Speed / Pit	Sector1	Sector2	Sector 3	Time
1	>10min	30.052	42.703			2		43.444	28.850	42.102	1:54.396
3	41.984	28.630	41.244	1:51.858		4		43.027	28.849	40.881	1:52.757
5	50.768	29.001	41.314	2:01.083		6		42.219	28.831	40.952	1:52.002
7 Pit	42.602	28.933	43.361	1:54.896		8	1:14.920	1:58.171	28.967	41.158	3:08.296
9	42.454	28.564	41.519	1:52.537		10		50.746	41.176	41.623	2:13.545
11	42.213	28.501	40.675	1:51.389		12		42.322	28.886	40.293	1:51.501
13	41.389	28.302	40.209	1:49.900				49.810	40.489		

31 BANNES WAIT Blandine Rondeau MS85 1600

Lap	Speed / Pit	Sector1	Sector2	Sector 3	Time	Lap	Speed / Pit	Sector1	Sector2	Sector 3	Time
1	>10min	32.346	46.313			2		46.769	30.963	44.322	2:02.054
3	45.426	30.835	44.286	2:00.547		4		45.021	30.006	44.353	1:59.380
5	45.000	30.105	44.267	1:59.372		6		>10min		43.795	1:59.157
7	44.525	29.618	44.177	1:58.320		8		45.305	29.846	44.986	2:00.137
9	45.401	29.835	48.661	2:03.897		10		45.322	30.549	43.851	1:59.722
11	45.442	30.149	43.586	1:59.177		12		45.165	31.208	46.424	2:02.797
13	49.335	30.498	47.619	2:07.452				54.181			

42 SIMON Alain Van Diemen RF91 1600

Lap	Speed / Pit	Sector1	Sector2	Sector 3	Time	Lap	Speed / Pit	Sector1	Sector2	Sector 3	Time
1	>10min	29.538	42.941			2		42.736	28.456	41.506	1:52.698
3	42.076	28.450	41.290	1:51.816		4		41.824	28.173	41.098	1:51.095
5	42.594	28.321	41.722	1:52.637		6		41.877	27.671	41.150	1:50.698
7	41.902	27.860	41.168	1:50.930		8		41.655	27.894	41.050	1:50.599
9	45.186	33.450	43.597	2:02.233		10		47.565	29.103	44.821	2:01.489
11	42.559	28.012	41.308	1:51.879		12		41.991	27.769	41.259	1:51.019
13	41.904	27.943	41.932	1:51.779		14		47.151	28.549	41.098	1:56.798
	49.149										

46 SANJUAN Augustin Van Diemen RF02Z 1800

Lap	Speed / Pit	Sector1	Sector2	Sector 3	Time	Lap	Speed / Pit	Sector1	Sector2	Sector 3	Time
1	>10min	28.206	44.316			2		41.343	26.917	41.400	1:49.660
3	1:04.666	27.128	41.126	2:12.920		4		41.299	27.267	40.640	1:49.206
5	40.477	26.596	40.921	1:47.994		6		41.061	27.172	41.719	1:49.952
7	41.525	27.143	40.721	1:49.389		8		40.877	26.366	41.250	1:48.493
9	41.230	27.034	42.587	1:50.851		10		49.419	35.639	44.071	2:09.129
11	41.199	26.713	41.183	1:49.095		12		40.717	26.493	40.502	1:47.712
13 Pit	51.699	35.734	55.155	2:22.588							

49 BELOOU Philippe Van Diemen RF90 1600

Lap	Speed / Pit	Sector1	Sector2	Sector 3	Time	Lap	Speed / Pit	Sector1	Sector2	Sector 3	Time
1	>10min	29.143	42.339			2		42.546	28.063	42.509	1:53.118
3	42.610	27.851	41.309	1:51.770		4		43.313	28.403	41.824	1:53.540

5	42.080	28.221	41.965	1:52.266	6	41.924	27.607	41.255	1:50.786
7	42.194	28.258	41.555	1:52.007	8	42.857	29.066	41.469	1:53.392
9	41.618	28.288	41.407	1:51.313	10	42.322	28.535	42.726	1:53.583
11	42.589	28.278	42.234	1:53.101	12	41.587	28.251	41.540	1:51.378
13	42.258	27.517	42.244	1:52.019	14	41.913	28.116	41.553	1:51.582
	48.992	33.135							

50 JANIN Daniel Rondeau MS85 1600

Lap	Speed / Pit	Sector1	Sector2	Sector 3	Time	Lap	Speed / Pit	Sector1	Sector2	Sector 3	Time
1	>10min	31.986	45.872			2	47.315	31.643	45.751		2:04.709
3	46.110	30.975	44.834	2:01.919		4	46.395	31.546	46.097		2:04.038
5	46.204	31.997	44.926	2:03.127		6	45.387	30.379	43.395		1:59.161
7	44.361	29.688	44.072	1:58.121		8	44.112	29.904	44.887		1:58.903
9	45.615	30.372	47.792	2:03.779		10	46.096	30.628	53.534		2:10.258
11 Pit	46.128	36.226	57.745	2:20.099							

51 BARROIS Didier Van Diemen RF88 1600

Lap	Speed / Pit	Sector1	Sector2	Sector 3	Time	Lap	Speed / Pit	Sector1	Sector2	Sector 3	Time
1	>10min	30.421	45.467			2	43.545	28.510	41.897		1:53.952
3	48.449	42.918	51.350	2:22.717		4	42.491	28.329	40.644		1:51.464
5	42.480	27.799	41.176	1:51.455		6	49.436	44.930	47.320		2:21.686
7	42.069	27.803	40.796	1:50.668		8	41.932	27.834	40.713		1:50.479
9	41.581	27.983	42.097	1:51.661		10	42.049	27.899	41.157		1:51.105
11	41.763	27.696	40.408	1:49.867		12	42.102	27.723	40.360		1:50.185
13	41.349	38.544	41.408	2:01.301			53.895	41.564			

59 MISSISTRANO Vincent Van Diemen RF80 1600

Lap	Speed / Pit	Sector1	Sector2	Sector 3	Time	Lap	Speed / Pit	Sector1	Sector2	Sector 3	Time
1	>10min	34.528	46.269			2	45.690	29.796	43.347		1:58.833
3	45.290	30.437	43.562	1:59.289		4	44.313	30.648	43.995		1:58.956
5	44.599	30.389	42.980	1:57.968		6	45.406	30.462	43.532		1:59.400
7	44.755	29.947	43.220	1:57.922		8	44.029	29.847	42.987		1:56.863
9	44.138	30.173	43.153	1:57.464		10	43.580	30.349	42.939		1:56.868
11	44.328	30.259	42.785	1:57.372		12	44.144	29.684	42.872		1:56.700
13	44.059	29.818	42.772	1:56.649			50.495	39.007			

67 COLIN Philippe Van Diemen RF93 1800

Lap	Speed / Pit	Sector1	Sector2	Sector 3	Time	Lap	Speed / Pit	Sector1	Sector2	Sector 3	Time
1	>10min	30.340	46.285			2	45.024	29.411	44.575		1:59.010
3	44.468	29.880	45.776	2:00.124		4	44.074	29.143	44.499	1:57.716	
5	44.662	29.887	44.461	1:59.010		6	45.576	31.035	44.722		2:01.333
7	45.750	31.505	44.724	2:01.979		8	46.133	31.543	46.168		2:03.844
9	46.184	31.979	45.925	2:04.088		10	47.159	30.402	45.684		2:03.245
11	46.857	30.779	44.337	2:01.973		12	46.643	30.109	44.918		2:01.670
13	45.707	29.595	43.834	1:59.136			51.088				

72 MORRISSEY Patrick Ray 92F 1600

Lap	Speed / Pit	Sector1	Sector2	Sector 3	Time	Lap	Speed / Pit	Sector1	Sector2	Sector 3	Time
1	>10min	32.890	46.044			2	46.258	29.804	43.879		1:59.941
3	45.714	29.765	43.066	1:58.545		4	44.977	29.936	42.795		1:57.708
5	45.056	30.003	42.812	1:57.871		6	44.478	29.702	42.413		1:56.593
7	44.277	29.004	42.690	1:55.971			44.016	30.557			


89 SAUZEDDE Patrick Van Diemen RF91 1600

Lap	Speed / Pit	Sector1	Sector2	Sector 3	Time	Lap	Speed / Pit	Sector1	Sector2	Sector 3	Time
1	>10min	31.497	45.448			2	44.690	30.079	42.950		1:57.719
3	43.887	29.187	42.501	1:55.575		4	44.020	29.054	42.443		1:55.517
5	44.407	29.274	42.200	1:55.881		6	43.334	29.127	42.097		1:54.558
7	43.563	29.399	42.138	1:55.100		8	43.462	29.211	41.625		1:54.298
9	43.536	29.299	42.060	1:54.895		10	43.723	29.177	41.649		1:54.549
11	43.044	28.880	42.744	1:54.668		12	43.822	29.053	41.757		1:54.632
13	43.191	28.868	41.685	1:53.744		14 Pit	44.611	35.845	53.768		2:14.224

160 HORION Geoffroy Van Diemen RF91 1600

Lap	Speed / Pit	Sector1	Sector2	Sector 3	Time	Lap	Speed / Pit	Sector1	Sector2	Sector 3	Time
1	>10min	28.839	42.612			2	42.906	32.493	41.947		1:57.346

3	41.344	27.870	40.418	1:49.632	4	41.329	27.583	40.356	1:49.268	
5	41.268	27.477	40.177	1:48.922	6	41.135	27.887	40.053	1:49.075	
7 Pit	43.237	28.004	43.715	1:54.956	8	3:20.205	4:00.531	27.669	42.553	5:10.753
9	42.216	27.671	40.225	1:50.112	10	40.882	27.299	40.079	1:48.260	
11	41.298	27.752	40.121	1:49.171	12 Pit	41.687	31.572	48.335	2:01.594	




P11 Trophée FFord KENT	Grille de départ
Course 1 / Race 1	
Départ : 29/09/2018 - 18:15	Fermeture Pré-grille : 17:50
Durée : 13 tours - 25 min	

Row 10	20		19	31 - BANNES
Row 9	18	22 - MORERE	17	50 - JANIN
Row 8	16	67 - COLIN	15	59 - MISSISTRANO
Row 7	14	72 - MORRISSEY	13	7 - WEISS
Row 6	12	89 - SAUZEDDE	11	19 - KOZYREFF
Row 5	10	18 - TOMSEN	9	49 - BELOOU
Row 4	8	42 - SIMON	7	26 - FAGGIONATO/WAISLER
Row 3	6	51 - BARROIS	5	16 - MICHEL
Row 2	4	10 - GENECAND	3	160 - HORION
Row 1	2	46 - SANJUAN	1	15 - LEBRETON

POLE



Steward		Chronométréur : R.I.S.
---------	--	------------------------



P11 Trophee FFord KENT

Classement sur le nombre de tours

Course 1 / Race 1

PISTE SECHE / DRY TRACK

Pos	No	Cat	#Cat CDF	Pilote 1 / Pilote 2	Nat1/Nat2	Voiture	Annee	Temps	T.	Ecart 1er	Ecart Prec	M.T.	T.	Vitesse
1	15	ZETEC	1	LEBRETON Maxime	F	Van Diemen RF00Z 18C 2000		0:23:28.897	13			1:47.302	6	125,109
2	46	ZETEC	2	SANJUAN Augustin	CH	Van Diemen RF02Z 18C 2002		0:23:57.000	13	0:28.103		1:47.665	4	124,687
3	10	Pre93	1	GENECAND Gislain	CH	Van Diemen RF92 160C 1992		0:23:59.915	13	0:31.018	0:02.915	1:49.091	6	123,057
4	16	Pre93	2	MICHEL Xavier	F	Van Diemen RF90 160C 1990		0:24:00.470	13	0:31.573	0:00.555	1:48.813	11	123,371
5	19	Pre90	1	KOZYREFF Michel	F	Reynard 88FF 1600 1988		0:24:02.768	13	0:33.871	0:02.298	1:49.404	9	122,705
6	26	GHI	1	FAGGIONATO/WAISLER	MC/F	Van Diemen RF80 160C 1980		0:24:15.927	13	0:47.030	0:13.159	1:50.820	5	121,137
7	42	Pre93	3	SIMON Alain	F	Van Diemen RF91 160C 1991		0:24:16.603	13	0:47.706	0:00.676	1:50.743	5	121,221
8	49	Pre93	4	BELOOU Philippe	F	Van Diemen RF90 160C 1990		0:24:25.279	13	0:56.382	0:08.676	1:50.864	12	121,089
9	18	Pre93	5	TOMSEN Georges	B	Van Diemen RF90 160C 1990		0:24:25.536	13	0:56.639	0:00.257	1:50.668	13	121,303
10	67	ZETEC	3	COLIN Philippe	F	Van Diemen RF93 180C 1993		0:25:13.712	13	1:44.815	0:48.176	1:54.698	9	117,041
11	7	Pre90	2	WEISS Patrick	F	Swift FF88 1600 1988		0:25:18.367	13	1:49.470	0:04.655	1:54.841	9	116,896
12	89	Pre93	6	SAUZEDDE Patrick	F	Van Diemen RF91 160C 1991		0:23:30.995	12	1 T	1 T	1:53.927	11	117,833
13	59	GHI	2	MISSISTRANO Vincent	F	Van Diemen RF80 160C 1980		0:23:58.787	12	0:27.792	0:27.792	1:56.141	8	115,587
14	22	GHI	3	MORERE Jean-Luc	F	Van Diemen RF80 160C 1980		0:23:59.749	12	0:28.754	0:00.962	1:57.888	6	113,874
15	31	Pre90	3	BANNES WAIT Blandine	F	Rondeau MS85 1600 1985		0:24:01.832	12	0:30.837	0:02.083	1:58.568	6	113,221
16	72	Pre93	7	MORRISSEY Patrick	F	Ray 92F 1600 1992		0:21:19.248	11	2 T	1 T	1:53.896	4	117,865
17	51	Pre90	4	BARROIS Didier	F	Van Diemen RF88 160C 1988		0:18:31.658	10	3 T	1 T	1:49.237	8	122,892
-- CONCURRENTS N'AYANT PAS PARCOURU 60% DU NB DE TOURS DU 1ER (7 T) --														
18	50	Pre90	5	JANIN Daniel	F	Rondeau MS85 1600 1985		0:10:06.266	5	8 T	5 T	1:59.312	3	112,515
19	160	Pre93	8	HORION Geoffroy	MC	Van Diemen RF91 160C 1992		0:01:50.807	1	12 T	4 T	59:59.999	0	000,062
-- Tour le plus rapide --														
	15	ZETEC		LEBRETON Maxime	F	Van Diemen RF00Z 18C 2000			6			1:47.302	6	125,109
-- NON PARTANT --														

Val de Vienne - Longueur du Circuit : 3,729 km


Les résultats sont provisoires jusqu'à la fin du délai de réclamation et d'appel soit 30 minutes après leur affichage officiel.

En cas de problème lors de vérifications techniques, d'incidents sportifs ou de réclamation, les résultats seront suspendus jusqu'à la fin des investigations.

Results are provisional until the end of protest and appeal time. The limit is 30 minutes after publishing the official notice.

In case of problem during technical scrutineering, sporting incident or protest, results will be suspended until the end of investigations.

Directeur de course / Clerk of the course :Lucien BILLARD	Date et Heure Affichage	Chronomètreur / Timekeeper :R.I.S.
-----------------------------------------------------------	-------------------------	------------------------------------



P11 Trophee FFord KENT Course 1 / Race 1

Classement sur le nombre de tours PISTE SECHE / DRY TRACK

Pos	No	Cat	CDF	Pilote 1 / Pilote 2	Nat1/Nat2	Voiture	Annee	Temps	T.	Ecart 1er	M.T.	T.	Vitesse
Pre90													
1	19	Pre90		KOZYREFF Michel	F	Reynard 88FF 1600	1988	0:24:02.768	13		1:49.404	9	122,705
2	7	Pre90		WEISS Patrick	F	Swift FF88 1600	1988	0:25:18.367	13	1:15.599	1:54.841	9	116,896
3	31	Pre90		BANNES WAIT Blandine	F	Rondeau MS85 1600	1985	0:24:01.832	12	1	1:58.568	6	113,221
4	51	Pre90		BARROIS Didier	F	Van Diemen RF88 1600	1988	0:18:31.658	10	3	1:49.237	8	122,892
-- Non Classé(s) -- Moins de 7 tours (60%)													
5	50	Pre90		JANIN Daniel	F	Rondeau MS85 1600	1985	0:10:06.266	5	8	1:59.312	3	112,515
6	SC1	Pre90		SC1		SC1		0:02:48.584	1	12	59:59.999	0	000,062
-- Tour le plus rapide --													
	51	Pre90		BARROIS Didier	F	Van Diemen RF88 1600	1988				1:49.237	8	122,892
Pre93													
1	10	Pre93		GENECAND Gislain	CH	Van Diemen RF92 1600	1992	0:23:59.915	13		1:49.091	6	123,057
2	16	Pre93		MICHEL Xavier	F	Van Diemen RF90 1600	1990	0:24:00.470	13	0:00.555	1:48.813	11	123,371
3	42	Pre93		SIMON Alain	F	Van Diemen RF91 1600	1991	0:24:16.603	13	0:16.688	1:50.743	5	121,221
4	49	Pre93		BELOOU Philippe	F	Van Diemen RF90 1600	1990	0:24:25.279	13	0:25.364	1:50.864	12	121,089
5	18	Pre93		TOMSEN Georges	B	Van Diemen RF90 1600	1990	0:24:25.536	13	0:25.621	1:50.668	13	121,303
6	89	Pre93		SAUZEDDE Patrick	F	Van Diemen RF91 1600	1991	0:23:30.995	12	1	1:53.927	11	117,833
7	72	Pre93		MORRISSEY Patrick	F	Ray 92F 1600	1992	0:21:19.248	11	2	1:53.896	4	117,865
-- Non Classé(s) -- Moins de 7 tours (60%)													
8	160	Pre93		HORION Geoffroy	MC	Van Diemen RF91 1600	1992	0:01:50.807	1	12	59:59.999	0	000,062
-- Tour le plus rapide --													
	16	Pre93		MICHEL Xavier	F	Van Diemen RF90 1600	1990				1:48.813	11	123,371
GHI													
1	26	GHI		FAGGIONATO/WAISLER	MC/F	Van Diemen RF80 1600	1980	0:24:15.927	13		1:50.820	5	121,137
2	59	GHI		MISSISTRANO Vincent	F	Van Diemen RF80 1600	1980	0:23:58.787	12	1	1:56.141	8	115,587
3	22	GHI		MORERE Jean-Luc	F	Van Diemen RF80 1600	1980	0:23:59.749	12	0:00.962	1:57.888	6	113,874
-- Tour le plus rapide --													
	26	GHI		FAGGIONATO/WAISLER	MC/F	Van Diemen RF80 1600	1980				1:50.820	5	121,137
ZETEC													
1	15	ZETEC		LEBRETON Maxime	F	Van Diemen RF00Z 1800	2000	0:23:28.897	13		1:47.302	6	125,109
2	46	ZETEC		SANJUAN Augustin	CH	Van Diemen RF02Z 1800	2002	0:23:57.000	13	0:28.103	1:47.665	4	124,687
3	67	ZETEC		COLIN Philippe	F	Van Diemen RF93 1800	1993	0:25:13.712	13	1:44.815	1:54.698	9	117,041
-- Tour le plus rapide --													
	15	ZETEC		LEBRETON Maxime	F	Van Diemen RF00Z 1800	2000				1:47.302	6	125,109
-- NON PARTANT --													

Val de Vienne - Longueur du Circuit : 3,729 km

Les résultats sont provisoires jusqu'à la fin du délai de réclamation et d'appel soit 30 minutes après leur affichage officiel.

En cas de problème lors de vérifications techniques, d'incidents sportifs ou de réclamation, les résultats seront suspendus jusqu'à la fin des investigations.

Results are provisional until the end of protest and appeal time. The limit is 30 minutes after publishing the official notice.

In case of problem during technical scrutineering, sporting incident or protest, results will be suspended until the end of investigations.

Directeur de course / Clerk of the course : Lucien BILLARD	Date et Heure Affichage	Chronomètreur / Timekeeper : R.I.S.
------------------------------------------------------------	-------------------------	-------------------------------------

**P11 Trophee FFord KENT
Course 1**
Best Sector

#	N°	Name	Sector1	#	N°	Name	Sector 2	#	N°	Name	Sector 3	#	N°	Name	Best lap	Ideal lap
1	15		40.346	1	46		26.122	1	10		39.593	1	15		1:47.302	1:46.976
2	46		40.597	2	15		26.457	2	16		39.967	2	46		1:47.665	1:47.051
3	10		41.239	3	16		27.362	3	51		40.041	3	16		1:48.813	1:48.665
4	16		41.336	4	19		27.499	4	15		40.173	4	10		1:49.091	1:48.695
5	51		41.348	5	51		27.504	5	19		40.327	5	51		1:49.237	1:48.893
6	19		41.578	6	49		27.653	6	46		40.332	6	19		1:49.404	1:49.404
7	160		41.598	7	42		27.754	7	26		40.440	7	18		1:50.668	1:50.583
8	42		41.630	8	18		27.822	8	18		40.828	8	42		1:50.743	1:50.260
9	26		41.640	9	10		27.863	9	49		40.852	9	160		1:50.807	3:01.252
10	49		41.775	10	26		28.276	10	42		40.876	10	26		1:50.820	1:50.356
11	18		41.933	11	67		28.341	11	89		41.508	11	49		1:50.864	1:50.280
12	67		42.962	12	72		28.582	12	72		41.627	12	72		1:53.896	1:53.525
13	89		43.158	13	160		28.847	13	59		41.752	13	89		1:53.927	1:53.586
14	72		43.316	14	89		28.920	14	7		42.058	14	67		1:54.698	1:54.103
15	7		43.493	15	7		29.083	15	67		42.800	15	7		1:54.841	1:54.634
16	59		43.706	16	31		29.445	16	22		43.144	16	59		1:56.141	1:54.988
17	22		44.850	17	59		29.530	17	31		43.709	17	22		1:57.888	1:57.601
18	31		44.997	18	22		29.607	18	50		43.743	18	31		1:58.568	1:58.151
19	50		45.008	19	50		29.908	19	160		1:50.807	19	50		1:59.312	1:58.659
								20	201		> 10 Min	20	201		2:48.584	179:59.997

P11 Trophee FFord KENT
Course 1

Best Sector

7 WEISS Patrick Swift FF88 1600

Lap	Speed / Pit	Sector1	Sector2	Sector 3	Time	Lap	Speed / Pit	Sector1	Sector2	Sector 3	Time
1		46.994	29.301	44.221	2:00.516	2		44.173	29.640	43.792	1:57.605
3		44.775	29.450	42.653	1:56.878	4		43.998	29.948	42.184	1:56.130
5		44.676	29.383	42.818	1:56.877	6		44.142	29.429	42.570	1:56.141
7		44.525	29.806	43.104	1:57.435	8		45.531	29.544	42.559	1:57.634
9		43.493	29.290	42.058	1:54.841	10		44.078	29.090	42.330	1:55.498
11		43.993	29.083	42.070	1:55.146	12		44.543	29.658	42.681	1:56.882
13		44.696	29.330	42.758	1:56.784						

10 GENECAND Gislain Van Diemen RF92 1600

Lap	Speed / Pit	Sector1	Sector2	Sector 3	Time	Lap	Speed / Pit	Sector1	Sector2	Sector 3	Time
1		43.234	28.402	40.937	1:52.573	2		41.760	28.775	40.440	1:50.975
3		41.616	28.179	39.693	1:49.488	4		41.239	28.110	40.004	1:49.353
5		41.591	27.863	40.454	1:49.908	6		41.255	28.243	39.593	1:49.091
7		42.021	29.165	39.813	1:50.999	8		41.677	28.247	40.438	1:50.362
9		42.193	28.049	40.870	1:51.112	10		41.602	29.866	40.306	1:51.774
11		42.601	28.110	40.144	1:50.855	12		41.491	28.557	39.867	1:49.915
13		41.723	28.851	42.936	1:53.510			55.733	38.286		

15 LEBRETON Maxime Van Diemen RF00Z 1800

Lap	Speed / Pit	Sector1	Sector2	Sector 3	Time	Lap	Speed / Pit	Sector1	Sector2	Sector 3	Time
1		42.129	27.048	40.875	1:50.052	2		40.600	26.688	40.448	1:47.736
3		41.845	27.232	40.488	1:49.565	4		40.399	26.596	40.504	1:47.499
5		40.346	27.316	40.442	1:48.104	6		40.636	26.457	40.209	1:47.302
7		40.612	27.103	40.933	1:48.648	8		41.072	26.800	40.577	1:48.449
9		41.304	26.840	40.926	1:49.070	10		41.179	26.851	40.215	1:48.245
11		40.915	26.758	40.173	1:47.846	12		40.721	26.654	40.464	1:47.839
13		40.827	26.983	40.732	1:48.542	14 Pit		53.555	41.087	1:00.812	2:35.454

16 MICHEL Xavier Van Diemen RF90 1600

Lap	Speed / Pit	Sector1	Sector2	Sector 3	Time	Lap	Speed / Pit	Sector1	Sector2	Sector 3	Time
1		47.910	28.138	41.500	1:57.548	2		42.404	28.235	42.702	1:53.341
3		42.350	27.949	40.855	1:51.154	4		41.824	27.885	40.760	1:50.469
5		41.648	27.498	40.033	1:49.179	6		41.527	28.074	40.288	1:49.889
7		41.484	27.418	40.304	1:49.206	8		42.083	27.685	40.057	1:49.825
9		41.939	27.552	40.004	1:49.495	10		42.473	27.756	39.967	1:50.196
11		41.336	27.456	40.021	1:48.813	12		41.377	27.362	41.813	1:50.552
13		42.016	27.506	41.281	1:50.803			57.235	38.814		

18 TOMSEN Georges Van Diemen RF90 1600

Lap	Speed / Pit	Sector1	Sector2	Sector 3	Time	Lap	Speed / Pit	Sector1	Sector2	Sector 3	Time
1		45.550	28.480	42.208	1:56.238	2		42.604	28.765	42.879	1:54.248
3		43.455	28.529	41.481	1:53.465	4		42.209	28.354	41.124	1:51.687
5		42.191	28.076	40.905	1:51.172	6		42.605	28.440	40.950	1:51.995
7		43.103	28.597	41.015	1:52.715	8		43.238	28.558	40.828	1:52.624
9		42.633	28.632	41.099	1:52.364	10		42.871	28.337	40.992	1:52.200
11		42.931	28.552	40.867	1:52.350	12		43.113	28.631	42.066	1:53.810
13		41.933	27.822	40.913	1:50.668			53.175	38.644		

19 KOZYREFF Michel Reynard 88FF 1600

Lap	Speed / Pit	Sector1	Sector2	Sector 3	Time	Lap	Speed / Pit	Sector1	Sector2	Sector 3	Time
1		43.385	28.675	40.924	1:52.984	2		41.734	28.657	40.888	1:51.279
3		42.176	28.135	40.981	1:51.292	4		42.201	28.014	40.712	1:50.927
5		42.796	27.961	40.738	1:51.495	6		42.515	28.000	41.233	1:51.748

7	42.156	28.170	41.271	1:51.597	8	42.150	27.626	40.517	1:50.293
9	41.578	27.499	40.327	1:49.404	10	41.681	27.955	40.478	1:50.114
11	41.646	28.001	41.124	1:50.771	12	41.972	27.743	40.904	1:50.619
13	41.811	27.661	40.773	1:50.245		1:04.062	39.579		

22 MORERE Jean-Luc Van Diemen RF80 1600

Lap	Speed / Pit	Sector1	Sector2	Sector 3	Time	Lap	Speed / Pit	Sector1	Sector2	Sector 3	Time
1		50.131	29.920	43.935	2:03.986	2		45.647	30.054	45.443	2:01.144
3		45.909	30.186	44.574	2:00.669	4		45.569	29.994	43.636	1:59.199
5		45.611	30.438	43.934	1:59.983	6		44.850	29.894	43.144	1:57.888
7		44.873	29.607	44.801	1:59.281	8		45.369	29.837	44.519	1:59.725
9		45.361	29.854	43.517	1:58.732	10		45.362	29.868	43.893	1:59.123
11		45.221	29.974	44.604	1:59.799	12		45.054	30.147	45.019	2:00.220
		1:06.906	46.096								

26 FAGGIONATO Marc/WAISLER Laurent Van Diemen RF80 1600

Lap	Speed / Pit	Sector1	Sector2	Sector 3	Time	Lap	Speed / Pit	Sector1	Sector2	Sector 3	Time
1		43.783	28.656			2			28.656	40.986	1:53.425
3		41.756	28.510	41.786	1:52.052	4		42.687	28.750	40.809	1:52.246
5		42.218	29.245	40.684	1:52.147	6		41.943	28.372	40.505	1:50.820
7		42.084	28.738	40.564	1:51.386	8		41.761	28.661	43.483	1:53.905
9		42.266	28.724	40.563	1:51.553	10		41.962	28.555	40.550	1:51.067
11		41.640	28.464	41.165	1:51.269	12		42.322	28.825	40.883	1:52.030
13		43.287	28.875	40.440	1:52.602	14		41.955	28.276	41.194	1:51.425
		51.204	39.568								

31 BANNES WAIT Blandine Rondeau MS85 1600

Lap	Speed / Pit	Sector1	Sector2	Sector 3	Time	Lap	Speed / Pit	Sector1	Sector2	Sector 3	Time
1		48.481	29.943	44.279	2:02.703	2		45.999	30.263	44.899	2:01.161
3		45.921	29.948	45.027	2:00.896	4		45.532	29.544	44.250	1:59.326
5		45.601	29.690	44.019	1:59.310	6		45.385	29.474	43.709	1:58.568
7		44.997	29.867	44.681	1:59.545	8		45.247	30.161	44.462	1:59.870
9		46.446	30.007	44.738	2:01.191	10		45.438	29.445	45.361	2:00.244
11		45.088	29.543	44.415	1:59.046	12		45.004	29.941	45.027	1:59.972
		1:03.171	40.492								

42 SIMON Alain Van Diemen RF91 1600

Lap	Speed / Pit	Sector1	Sector2	Sector 3	Time	Lap	Speed / Pit	Sector1	Sector2	Sector 3	Time
1		45.193	28.165	41.871	1:55.229	2		41.932	28.073	41.694	1:51.699
3		42.199	28.029	41.362	1:51.590	4		42.060	27.867	41.273	1:51.200
5		41.874	27.754	41.115	1:50.743	6		42.177	29.335	41.392	1:52.904
7		41.630	28.509	42.309	1:52.448	8		42.141	27.931	40.876	1:50.948
9		42.235	27.918	40.948	1:51.101	10		41.830	27.924	42.024	1:51.778
11		42.844	28.065	41.088	1:51.997	12		42.669	28.031	41.142	1:51.842
13		42.591	27.948	42.585	1:53.124			50.689	40.476		

46 SANJUAN Augustin Van Diemen RF02Z 1800

Lap	Speed / Pit	Sector1	Sector2	Sector 3	Time	Lap	Speed / Pit	Sector1	Sector2	Sector 3	Time
1		41.793	26.930	40.912	1:49.635	2		40.886	27.137	41.005	1:49.028
3		40.927	26.647	40.332	1:47.906	4		40.792	26.513	40.360	1:47.665
5		40.783	27.074	40.371	1:48.228	6		41.601	26.122	40.907	1:48.630
7		52.527	29.333	41.034	2:02.894	8		40.597	26.748	41.163	1:48.508
9		41.846	27.277	41.845	1:50.968	10		42.175	28.878	40.692	1:51.745
11		43.037	27.057	40.898	1:50.992	12		40.914	26.818	40.633	1:48.365
13		41.838	28.105	42.493	1:52.436			57.947	43.817		

49 BELOOU Philippe Van Diemen RF90 1600

Lap	Speed / Pit	Sector1	Sector2	Sector 3	Time	Lap	Speed / Pit	Sector1	Sector2	Sector 3	Time
1		44.506	28.684	42.744	1:55.934	2		43.248	28.043	42.692	1:53.983
3		43.399	28.488	41.594	1:53.481	4		42.640	28.932	41.728	1:53.300
5		41.896	28.501	41.927	1:52.324	6		42.763	28.121	42.116	1:53.000
7		42.503	28.355	41.702	1:52.560	8		42.081	28.488	41.646	1:52.215
9		42.582	28.647	41.602	1:52.831	10		42.938	27.959	41.482	1:52.379
11		42.680	27.929	40.852	1:51.461	12		41.775	27.653	41.436	1:50.864
13		41.987	27.813	41.147	1:50.947			54.008	39.205		

Lap	Speed / Pit	Sector1	Sector2	Sector 3	Time	Lap	Speed / Pit	Sector1	Sector2	Sector 3	Time
1		50.596	29.953	45.400	2:05.949	2		46.254	30.260	44.369	2:00.883
3		45.251	29.990	44.071	1:59.312	4		45.874	29.908	43.743	1:59.525
5		45.008	30.147	45.442	2:00.597			45.305			

Lap	Speed / Pit	Sector1	Sector2	Sector 3	Time	Lap	Speed / Pit	Sector1	Sector2	Sector 3	Time
1		43.279	28.205	40.732	1:52.216	2		42.116	35.596	41.502	1:59.214
3		43.810	27.795	41.382	1:52.987	4		41.998	27.744	40.226	1:49.968
		41.794	27.934			6			27.934	40.337	1:50.065
7		41.348	27.990	40.054	1:49.392	8		41.508	27.686	40.233	1:49.427
9		41.482	27.714	40.041	1:49.237	10		41.881	27.588	40.283	1:49.752
11		41.804	27.504	40.092	1:49.400			42.317			

Lap	Speed / Pit	Sector1	Sector2	Sector 3	Time	Lap	Speed / Pit	Sector1	Sector2	Sector 3	Time
1		48.399	29.530	43.410	2:01.339	2		1:01.315	31.305	42.960	2:15.580
3		44.781	29.947	42.651	1:57.379	4		44.153	29.906	42.853	1:56.912
5		44.357	29.841	42.572	1:56.770	6		43.994	29.895	42.425	1:56.314
7		43.834	29.921	48.886	2:02.641	8		44.228	30.161	41.752	1:56.141
9		44.961	30.186	45.038	2:00.185	10		45.102	29.581	43.646	1:58.329
11		43.706	30.431	43.623	1:57.760	12		45.386	31.027	43.024	1:59.437
		56.737	45.929								

Lap	Speed / Pit	Sector1	Sector2	Sector 3	Time	Lap	Speed / Pit	Sector1	Sector2	Sector 3	Time
1		51.027	29.577	44.285	2:04.889	2		44.960	29.990	44.463	1:59.413
3		43.830	29.226	43.233	1:56.289	4		43.649	28.961	43.596	1:56.206
5		43.535	28.662	43.436	1:55.633	6		43.716	28.665	42.948	1:55.329
7		43.237	28.343	43.344	1:54.924	8		44.596	28.341	42.984	1:55.921
9		43.143	28.581	42.974	1:54.698	10		43.225	28.547	43.210	1:54.982
11		43.349	28.774	42.800	1:54.923	12		42.962	28.623	43.187	1:54.772
13		43.407	28.714	43.612	1:55.733			53.797			

Lap	Speed / Pit	Sector1	Sector2	Sector 3	Time	Lap	Speed / Pit	Sector1	Sector2	Sector 3	Time
1		46.216	29.199	44.418	1:59.833	2		44.329	29.431	42.797	1:56.557
3		44.623	28.811	42.131	1:55.565	4		43.687	28.582	41.627	1:53.896
5		43.316	28.638	42.054	1:54.008	6		43.821	28.857	42.974	1:55.652
7		43.905	29.014	41.756	1:54.675	8		44.596	29.527	42.691	1:56.814
9		45.194	29.627	42.589	1:57.410	10		44.399	29.497	42.315	1:56.211
11		44.765	30.570	43.292	1:58.627			48.044			

Lap	Speed / Pit	Sector1	Sector2	Sector 3	Time	Lap	Speed / Pit	Sector1	Sector2	Sector 3	Time
1		47.448	29.522	43.850	2:00.820	2		43.511	28.986	42.739	1:55.236
3		44.355	28.920	41.638	1:54.913	4		43.158	29.209	41.710	1:54.077
5		43.297	29.339	43.296	1:55.932	6		43.431	29.055	42.397	1:54.883
7		43.306	29.853	41.761	1:54.920	8		59.178	38.700	43.106	2:20.984
9		44.097	29.399	41.979	1:55.475	10		43.934	29.478	41.639	1:55.051
11		43.375	29.044	41.508	1:53.927	12		43.274	29.108	42.395	1:54.777
13 Pit		54.791	41.596	58.603	2:34.990						

Lap	Speed / Pit	Sector1	Sector2	Sector 3	Time	Lap	Speed / Pit	Sector1	Sector2	Sector 3	Time
1		42.140		1:50.807	1:50.807			41.598	28.847		

Lap	Speed / Pit	Sector1	Sector2	Sector 3	Time	Lap	Speed / Pit	Sector1	Sector2	Sector 3	Time
1 Pit				>10min	2:48.584						22:47.278




P11 Trophee FFord KENT Tour Par Tour

Course 1 / Race 1

Tour 1				Tour 2				Tour 3				Tour 4				
Pos	Num	Gap	LapTime	Pos	Num	Gap	LapTime	Pos	Num	Gap	LapTime	Pos	Num	Gap	LapTime	
1	46		1:49.635	1	15		1:47.736	1	46		1:47.906	1	46		1:47.665	
2	15	0:00.417	1:50.052	2	46	0:00.875	1:49.028	2	15	0:00.784	1:49.565	2	15	0:00.618	1:47.499	
3	160	0:01.172	1:50.807	3	10	0:05.760	1:50.975	3	10	0:06.467	1:49.488	3	10	0:08.155	1:49.353	
4	51	0:02.581	1:52.216	4	19	0:06.475	1:51.279	4	19	0:08.986	1:51.292	4	19	0:12.248	1:50.927	
5	10	0:02.938	1:52.573	5	26	0:07.689	1:52.052	5	26	0:11.154	1:52.246	5	42	0:15.484	1:51.200	
6	19	0:03.349	1:52.984	6	42	0:09.140	1:51.699	6	42	0:11.949	1:51.590	6	26	0:15.636	1:52.147	
7	26	0:03.790	1:53.425	7	49	0:12.129	1:53.983	7	16	0:15.474	1:51.154	7	16	0:18.278	1:50.469	
8	42	0:05.594	1:55.229	8	18	0:12.698	1:54.248	8	49	0:16.829	1:53.481	8	51	0:20.151	1:49.968	
9	49	0:06.299	1:55.934	9	16	0:13.101	1:53.341	9	18	0:17.382	1:53.465	9	18	0:21.404	1:51.687	
10	18	0:06.603	1:56.238	10	51	0:13.642	1:59.214	10	51	0:17.848	1:52.987	10	49	0:22.464	1:53.300	
11	16	0:07.913	1:57.548	11	89	0:18.268	1:55.236	11	89	0:24.400	1:54.913	11	89	0:30.812	1:54.077	
12	72	0:10.198	1:59.833	12	72	0:18.602	1:56.557	12	72	0:25.386	1:55.565	12	72	0:31.617	1:53.896	
13	7	0:10.881	2:00.516	13	7	0:20.333	1:57.605	13	7	0:28.430	1:56.878	13	7	0:36.895	1:56.130	
14	89	0:11.185	2:00.820	14	31	0:26.076	2:01.161	14	67	0:34.022	1:56.289	14	67	0:42.563	1:56.206	
15	59	0:11.704	2:01.339	15	67	0:26.514	1:59.413	15	31	0:38.191	2:00.896	15	31	0:49.852	1:59.326	
16	31	0:13.068	2:02.703	16	22	0:27.342	2:01.144	16	22	0:39.230	2:00.669	16	22	0:50.764	1:59.199	
17	22	0:14.351	2:03.986	17	50	0:29.044	2:00.883	17	50	0:39.575	1:59.312	17	50	0:51.435	1:59.525	
18	67	0:15.254	2:04.889	18	59	0:39.131	2:15.580	18	59	0:47.729	1:57.379	18	59	0:56.976	1:56.912	
19	50	0:16.314	2:05.949													
20	201	0:58.949	2:48.584													
Tour 5				Tour 6				Tour 7				Tour 8				
Pos	Num	Gap	LapTime	Pos	Num	Gap	LapTime	Pos	Num	Gap	LapTime	Pos	Num	Gap	LapTime	
1	46		1:48.228	1	15		1:47.302	1	15		1:48.648	1	15		1:48.449	
2	15	0:00.494	1:48.104	2	46	0:00.834	1:48.630	2	10	0:13.481	1:50.999	2	46	0:15.139	1:48.508	
3	10	0:09.835	1:49.908	3	10	0:11.130	1:49.091	3	46	0:15.080	2:02.894	3	10	0:15.394	1:50.362	
4	19	0:15.515	1:51.495	4	19	0:19.467	1:51.748	4	16	0:21.880	1:49.206	4	16	0:23.256	1:49.825	
5	42	0:17.999	1:50.743	5	16	0:21.322	1:49.889	5	19	0:22.416	1:51.597	5	19	0:24.260	1:50.293	
6	26	0:18.228	1:50.820	6	26	0:21.818	1:51.386	6	51	0:24.363	1:49.427	6	51	0:25.151	1:49.237	
7	16	0:19.229	1:49.179	7	42	0:23.107	1:52.904	7	42	0:26.907	1:52.448	7	42	0:29.406	1:50.948	
8	51	0:21.988	1:50.065	8	51	0:23.584	1:49.392	8	26	0:27.075	1:53.905	8	26	0:30.179	1:51.553	
9	18	0:24.348	1:51.172	9	18	0:28.547	1:51.995	9	18	0:32.614	1:52.715	9	18	0:36.789	1:52.624	
10	49	0:26.560	1:52.324	10	49	0:31.764	1:53.000	10	49	0:35.676	1:52.560	10	49	0:39.442	1:52.215	
11	72	0:37.397	1:54.008	11	72	0:45.253	1:55.652	11	72	0:51.280	1:54.675	11	72	0:59.645	1:56.814	
12	89	0:38.516	1:55.932	12	89	0:45.603	1:54.883	12	89	0:51.875	1:54.920	12	67	1:11.249	1:55.921	
13	7	0:45.544	1:56.877	13	7	0:53.889	1:56.141	13	7	1:02.676	1:57.435	13	7	1:11.861	1:57.634	
14	67	0:49.968	1:55.633	14	67	0:57.501	1:55.329	14	67	1:03.777	1:54.924	14	89	1:24.410	2:20.984	
15	31	1:00.934	1:59.310	15	31	1:11.706	1:58.568	15	31	1:22.603	1:59.545	15	31	1:34.024	1:59.870	
16	22	1:02.519	1:59.983	16	22	1:12.611	1:57.888	16	22	1:23.244	1:59.281	16	22	1:34.520	1:59.725	
17	50	1:03.804	2:00.597	17	59	1:14.036	1:56.314	17	59	1:28.029	2:02.641	17	59	1:35.721	1:56.141	
18	59	1:05.518	1:56.770													
Tour 9				Tour 10				Tour 11				Tour 12				
Pos	Num	Gap	LapTime	Pos	Num	Gap	LapTime	Pos	Num	Gap	LapTime	Pos	Num	Gap	LapTime	
1	15		1:49.070	1	15		1:48.245	1	15		1:47.846	1	15		1:47.839	
2	46	0:17.037	1:50.968	2	46	0:20.537	1:51.745	2	46	0:23.683	1:50.992	2	46	0:24.209	1:48.365	
3	10	0:17.436	1:51.112	3	10	0:20.965	1:51.774	3	10	0:23.974	1:50.855	3	10	0:26.050	1:49.915	
4	16	0:23.681	1:49.495	4	16	0:25.632	1:50.196	4	16	0:26.599	1:48.813	4	16	0:29.312	1:50.552	
5	19	0:24.594	1:49.404	5	19	0:26.463	1:50.114	5	19	0:29.388	1:50.771	5	19	0:32.168	1:50.619	
6	51	0:25.833	1:49.752	6	51	0:26.988	1:49.400	6	42	0:39.121	1:51.997	6	42	0:43.124	1:51.842	
7	42	0:31.437	1:51.101	7	42	0:34.970	1:51.778	7	26	0:39.384	1:52.030	7	26	0:44.147	1:52.602	
8	26	0:32.176	1:51.067	8	26	0:35.200	1:51.269	8	18	0:48.542	1:52.350	8	49	0:53.977	1:50.864	
9	18	0:40.083	1:52.364	9	18	0:44.038	1:52.200	9	49	0:50.952	1:51.461	9	18	0:54.513	1:53.810	
10	49	0:43.203	1:52.831	10	49	0:47.337	1:52.379	10	72	1:26.732	1:58.627	10	67	1:37.624	1:54.772	
11	72	1:07.985	1:57.410	11	72	1:15.951	1:56.211	11	67	1:30.691	1:54.923	11	7	1:41.228	1:56.882	
12	67	1:16.877	1:54.698	12	67	1:23.614	1:54.982	12	7	1:32.185	1:55.146	12	89	1:50.640	1:54.777	
13	7	1:17.632	1:54.841	13	7	1:24.885	1:55.498	13	89	1:43.702	1:53.927	13	59	2:18.432	1:59.437	
14	89	1:30.815	1:55.475	14	89	1:37.621	1:55.051	14	59	2:06.834	1:57.760	14	22	2:19.394	2:00.220	
15	22	1:44.182	1:58.732	15	22	1:55.060	1:59.123	15	22	2:07.013	1:59.799	15	31	2:21.477	1:59.972	
16	31	1:46.145	2:01.191	16	59	1:56.920	1:58.329	16	31	2:09.344	1:59.046					
17	59	1:46.836	2:00.185	17	31	1:58.144	2:00.244									
Tour 13																

Pos	Num	Gap	LapTime
1	15		1:48.542
2	46	0:28.103	1:52.436
3	10	0:31.018	1:53.510
4	16	0:31.573	1:50.803
5	19	0:33.871	1:50.245
6	26	0:47.030	1:51.425
7	42	0:47.706	1:53.124
8	49	0:56.382	1:50.947
9	18	0:56.639	1:50.668
10	67	1:44.815	1:55.733
11	7	1:49.470	1:56.784




P11 Trophée FFord KENT	Rectificatif	Grille de départ
Course 2 / Race 2		
Départ : 30/09/2018 - 17:50	Fermeture Pré-grille : 17:25	Durée : 13 tours - 25 min

Row 9	18		17	160 - HORION
Row 8	16	50 - JANIN	15	51 - BARROIS
Row 7	14	72 - MORRISSEY	13	31 - BANNES
Row 6	12	22 - MORERE	11	59 - MISSISTRANO
Row 5	10	89 - SAUZEDDE	9	7 - WEISS
Row 4	8	67 - COLIN	7	18 - TOMSEN
Row 3	6	49 - BELOOU	5	42 - SIMON
Row 2	4	26 - FAGGIONATO/WAISLER	3	19 - KOZYREFF
Row 1	2	10 - GENECAND	1	15 - LEBRETON

POLE



Steward		Chronométrateur : R.I.S.
---------	--	--------------------------



P11 Trophée FFord KENT

Classement sur le nombre de tours

Course 2 / Race 2

PISTE SECHE / DRY TRACK

Pos	No	Cat	#Cat CDF	Pilote 1 / Pilote 2	Natl/Na	Voiture	Annee	Temps	T.	Ecart 1er	Ecart Prec	M.T.	T.	Vitesse
1	15	ZETEC	1	LEBRETON Maxime	F	Van Diemen RF00Z 1800	2000	0:21:43.039	12			1:46.739	6	125,768
2	160	Pre93	1	HORION Geoffroy	MC	Van Diemen RF91 1600	1992	0:21:55.413	12	0:12.374		1:48.041	12	124,253
3	19	Pre90	1	KOZYREFF Michel	F	Reynard 88FF 1600	1988	0:22:13.523	12	0:30.484	0:18.110	1:50.026	6	122,011
4	49	Pre93	2	BELOOU Philippe	F	Van Diemen RF90 1600	1990	0:22:26.365	12	0:43.326	0:12.842	1:51.377	4	120,531
5	18	Pre93	3	TOMSEN Georges	B	Van Diemen RF90 1600	1990	0:22:45.532	12	1:02.493	0:19.167	1:52.870	4	118,937
6	89	Pre93	4	SAUZEDDE Patrick	F	Van Diemen RF91 1600	1991	0:22:53.476	12	1:10.437	0:07.944	1:53.623	8	118,149
7	72	Pre93	5	MORRISSEY Patrick	F	Ray 92F 1600	1992	0:23:07.717	12	1:24.678	0:14.241	1:54.199	5	117,553
8	7	Pre90	2	WEISS Patrick	F	Swift FF88 1600	1988	0:23:10.982	12	1:27.943	0:03.265	1:54.989	8	116,745
9	59	GHI	1	MISSISTRANO Vincent	F	Van Diemen RF80 1600	1980	0:23:11.522	12	1:28.483	0:00.540	1:54.904	8	116,831
10	67	ZETEC	2	COLIN Philippe	F	Van Diemen RF93 1800	1993	0:23:40.045	12	1:57.006	0:28.523	1:55.508	5	116,221
11	22	GHI	2	MORERE Jean-Luc	F	Van Diemen RF80 1600	1980	0:21:50.604	11	1 T	1 T	1:57.450	7	114,299
12	31	Pre90	3	BANNES WAIT Blandine	F	Rondeau MS85 1600	1985	0:21:57.759	11	0:07.155	0:07.155	1:57.889	6	113,873
13	50	Pre90	4	JANIN Daniel	F	Rondeau MS85 1600	1985	0:22:51.877	11	1:01.273	0:54.118	2:02.817	5	109,304
14	42	Pre93	6	SIMON Alain	F	Van Diemen RF91 1600	1991	0:23:04.116	9	3 T	2 T	1:52.034	5	119,824
-- CONCURRENTS N'AYANT PAS PARCOURU 60% DU NB DE TOURS DU 1ER (7 T) --														
15	26	GHI	3	FAGGIONATO/WAISLER	MC/F	Van Diemen RF80 1600	1980	0:11:12.456	6	6 T	3 T	1:50.073	3	121,959
16	10	Pre93	7	GENECAND Gislain	CH	Van Diemen RF92 1600	1992	0:05:33.034	3	9 T	3 T	1:49.401	2	122,708
-- Tour le plus rapide --														
15	ZETEC			LEBRETON Maxime	F	Van Diemen RF00Z 1800	2000		6			1:46.739	6	125,768
-- NON PARTANT --														
16	Pre93			MICHEL Xavier	F	Van Diemen RF90 1600	1990							
46	ZETEC			SANJUAN Augustin	CH	Van Diemen RF02Z 1800	2002							
51	Pre90			BARROIS Didier	F	Van Diemen RF88 1600	1988							

Val de Vienne - Longueur du Circuit : 3,729 km


Les résultats sont provisoires jusqu'à la fin du délai de réclamation et d'appel soit 30 minutes après leur affichage officiel.

En cas de problème lors de vérifications techniques, d'incidents sportifs ou de réclamation, les résultats seront suspendus jusqu'à la fin des investigations.

Results are provisional until the end of protest and appeal time. The limit is 30 minutes after publishing the official notice.

In case of problem during technical scrutineering, sporting incident or protest, results will be suspended until the end of investigations.

Directeur de course / Clerk of the course :Lucien BILLARD	Date et Heure Affichage	Chronomètreur / Timekeeper :R.I.S.
--------------------------------------------------------------	-------------------------	------------------------------------



P11 Trophee FFord KENT Course 2 / Race 2

Classement sur le nombre de tours PISTE SECHE / DRY TRACK

Pos	No	Cat	CDF	Pilote 1 / Pilote 2	Nat1/Nat2	Voiture	Annee	Temps	T.	Ecart 1er	M.T.	T.	Vitesse
Pre90													
1	19	Pre90		KOZYREFF Michel	F	Reynard 88FF 1600	1988	0:22:13.523	12		1:50.026	6	122,011
2	7	Pre90		WEISS Patrick	F	Swift FF88 1600	1988	0:23:10.982	12	0:57.459	1:54.989	8	116,745
3	31	Pre90		BANNES WAIT Blandine	F	Rondeau MS85 1600	1985	0:21:57.759	11	1	1:57.889	6	113,873
4	50	Pre90		JANIN Daniel	F	Rondeau MS85 1600	1985	0:22:51.877	11	0:54.118	2:02.817	5	109,304
-- Non Classé(s) -- Moins de 7 tours (60%)													
5	SC1	Pre90	SC1			SC1		0:02:35.844	1	11	59:59.999	0	000,062
-- Tour le plus rapide --													
	19	Pre90		KOZYREFF Michel	F	Reynard 88FF 1600	1988				1:50.026	6	122,011
Pre93													
1	160	Pre93		HORION Geoffroy	MC	Van Diemen RF91 1600	1992	0:21:55.413	12		1:48.041	12	124,253
2	49	Pre93		BELOOU Philippe	F	Van Diemen RF90 1600	1990	0:22:26.365	12	0:30.952	1:51.377	4	120,531
3	18	Pre93		TOMSEN Georges	B	Van Diemen RF90 1600	1990	0:22:45.532	12	0:50.119	1:52.870	4	118,937
4	89	Pre93		SAUZEDDE Patrick	F	Van Diemen RF91 1600	1991	0:22:53.476	12	0:58.063	1:53.623	8	118,149
5	72	Pre93		MORRISSEY Patrick	F	Ray 92F 1600	1992	0:23:07.717	12	1:12.304	1:54.199	5	117,553
6	42	Pre93		SIMON Alain	F	Van Diemen RF91 1600	1991	0:23:04.116	9	3	1:52.034	5	119,824
-- Non Classé(s) -- Moins de 7 tours (60%)													
7	10	Pre93		GENECAND Gislain	CH	Van Diemen RF92 1600	1992	0:05:33.034	3	9	1:49.401	2	122,708
-- Tour le plus rapide --													
	160	Pre93		HORION Geoffroy	MC	Van Diemen RF91 1600	1992				1:48.041	12	124,253
GHI													
1	59	GHI		MISSISTRANO Vincent	F	Van Diemen RF80 1600	1980	0:23:11.522	12		1:54.904	8	116,831
2	22	GHI		MORERE Jean-Luc	F	Van Diemen RF80 1600	1980	0:21:50.604	11	1	1:57.450	7	114,299
-- Non Classé(s) -- Moins de 7 tours (60%)													
3	26	GHI		FAGGIONATO/WAISLER	MC/F	Van Diemen RF80 1600	1980	0:11:12.456	6	6	1:50.073	3	121,959
-- Tour le plus rapide --													
	26	GHI		FAGGIONATO/WAISLER	MC/F	Van Diemen RF80 1600	1980				1:50.073	3	121,959
ZETEC													
1	15	ZETEC		LEBRETON Maxime	F	Van Diemen RF00Z 1800	2000	0:21:43.039	12		1:46.739	6	125,768
2	67	ZETEC		COLIN Philippe	F	Van Diemen RF93 1800	1993	0:23:40.045	12	1:57.006	1:55.508	5	116,221
-- Tour le plus rapide --													
	15	ZETEC		LEBRETON Maxime	F	Van Diemen RF00Z 1800	2000				1:46.739	6	125,768
-- NON PARTANT --													
	16	Pre93		MICHEL Xavier	F	Van Diemen RF90 1600	1990						
	46	ZETEC		SANJUAN Augustin	CH	Van Diemen RF02Z 1800	2002						
	51	Pre90		BARROIS Didier	F	Van Diemen RF88 1600	1988						

Val de Vienne - Longueur du Circuit : 3,729 km

Les résultats sont provisoires jusqu'à la fin du délai de réclamation et d'appel soit 30 minutes après leur affichage officiel.

En cas de problème lors de vérifications techniques, d'incidents sportifs ou de réclamation, les résultats seront suspendus jusqu'à la fin des investigations.

Results are provisional until the end of protest and appeal time. The limit is 30 minutes after publishing the official notice.

In case of problem during technical scrutineering, sporting incident or protest, results will be suspended until the end of investigations.

Directeur de course / Clerk of the course :Lucien BILLARD	Date et Heure Affichage	Chronomètreur / Timekeeper :R.I.S.
--------------------------------------------------------------	-------------------------	------------------------------------

**P11 Trophee FFord KENT
Course 2**
Best Sector

#	N°	Name	Sector1	#	N°	Name	Sector 2	#	N°	Name	Sector 3	#	N°	Name	Best lap	Ideal lap
1	15		40.446	1	15		26.371	1	160		39.909	1	15		1:46.739	1:46.739
2	160		40.662	2	19		27.512	2	15		39.922	2	160		1:48.041	1:48.110
3	10		41.186	3	160		27.539	3	10		39.972	3	10		1:49.401	1:49.273
4	26		41.470	4	49		27.903	4	26		40.213	4	19		1:50.026	1:49.625
5	49		41.578	5	42		28.095	5	19		40.416	5	26		1:50.073	1:49.872
6	19		41.697	6	10		28.115	6	49		41.122	6	49		1:51.377	1:50.603
7	42		42.123	7	26		28.189	7	42		41.240	7	42		1:52.034	1:51.458
8	18		43.057	8	18		28.289	8	18		41.345	8	18		1:52.870	1:52.691
9	67		43.095	9	89		28.564	9	59		41.554	9	89		1:53.623	1:53.517
10	89		43.182	10	67		28.618	10	89		41.771	10	72		1:54.199	1:53.872
11	72		43.193	11	72		28.707	11	7		41.845	11	59		1:54.904	1:53.969
12	59		43.527	12	59		28.888	12	72		41.972	12	7		1:54.989	1:54.420
13	7		43.600	13	7		28.975	13	22		43.204	13	67		1:55.508	1:55.224
14	22		44.081	14	22		29.405	14	67		43.511	14	22		1:57.450	1:56.690
15	31		44.404	15	50		29.650	15	31		43.537	15	31		1:57.889	1:57.662
16	50		44.879	16	31		29.721	16	50		44.099	16	50		2:02.817	1:58.628
				17	51		> 10 Min									
								18	51		1:06.903	18	51		25:17.916	85:17.915

P11 Trophee FFord KENT
Course 2

Best Sector

7 WEISS Patrick						Swift FF88 1600					
Lap	Speed / Pit	Sector1	Sector2	Sector 3	Time	Lap	Speed / Pit	Sector1	Sector2	Sector 3	Time
1		45.966	29.270	42.989	1:58.225	2		43.712	29.181	42.985	1:55.878
3		44.354	29.337	42.329	1:56.020	4		43.600	28.975	42.628	1:55.203
5		44.008	29.075	42.159	1:55.242	6		43.658	29.282	43.010	1:55.950
7		44.465	29.495	42.131	1:56.091	8		44.033	29.111	41.845	1:54.989
9		44.140	29.066	43.001	1:56.207	10		44.275	29.029	42.506	1:55.810
11		43.752	29.078	42.726	1:55.556	12		44.003	29.026	42.782	1:55.811
13 Pit		58.332	37.844	1:01.467	2:37.643						

10 GENECAND Gislain						Van Diemen RF92 1600					
Lap	Speed / Pit	Sector1	Sector2	Sector 3	Time	Lap	Speed / Pit	Sector1	Sector2	Sector 3	Time
1		42.468	28.115	39.972	1:50.555	2		41.186	28.217	39.998	1:49.401
3 Pit		41.414	28.544	43.120	1:53.078						

15 LEBRETON Maxime						Van Diemen RF00Z 1800					
Lap	Speed / Pit	Sector1	Sector2	Sector 3	Time	Lap	Speed / Pit	Sector1	Sector2	Sector 3	Time
1			1:09.303	40.639	1:49.942	2		40.980	26.600	40.261	1:47.841
3		41.208	26.869	40.089	1:48.166	4		40.532	26.951	40.650	1:48.133
5			8:21.546	41.128	1:48.592	6		40.446	26.371	39.922	1:46.739
7		41.203	26.772	40.383	1:48.358	8		41.249	26.585	40.567	1:48.401
9		41.305	26.940	40.645	1:48.890	10		41.186	27.042	41.225	1:49.453
11		41.144	26.998	40.612	1:48.754	12		41.628	26.996	41.146	1:49.770
13 Pit		54.757	42.328	1:00.726	2:37.811						

16 MICHEL Xavier						Van Diemen RF90 1600					
Lap	Speed / Pit	Sector1	Sector2	Sector 3	Time	Lap	Speed / Pit	Sector1	Sector2	Sector 3	Time
1		46.027	28.531	42.085	1:56.643	2		43.057	28.699	41.735	1:53.491
3		43.105	28.584	41.426	1:53.115	4		43.127	28.289	41.454	1:52.870
5		43.138	28.458	41.345	1:52.941	6		43.127	28.550	41.983	1:53.660
7		43.404	28.556	41.578	1:53.538	8		43.421	28.625	41.667	1:53.713
9		43.533	28.680	41.473	1:53.686	10		43.304	28.501	41.646	1:53.451
11		43.365	28.737	41.464	1:53.566	12		43.459	28.967	42.432	1:54.858
13 Pit		54.647	39.248	1:03.420	2:37.315						

18 TOMSEN Georges						Van Diemen RF90 1600					
Lap	Speed / Pit	Sector1	Sector2	Sector 3	Time	Lap	Speed / Pit	Sector1	Sector2	Sector 3	Time
1		43.598	28.750	42.180	1:54.528	2		42.005	28.226	41.624	1:51.855
3		41.929	27.512	40.707	1:50.148	4		41.697	27.726	40.617	1:50.040
5		42.183	27.771	40.597	1:50.551			41.871	27.721		
7			27.721	40.434	1:50.026	8		42.367	27.822	41.042	1:51.231
9		42.665	28.034	40.795	1:51.494	10		42.064	28.031	40.962	1:51.057
11		42.016	28.175	40.960	1:51.151	12		42.220	27.754	40.416	1:50.390
13		42.454	27.808	40.790	1:51.052	14 Pit		53.250	37.285	1:00.230	2:30.765

19 KOZYREFF Michel						Reynard 88FF 1600					
Lap	Speed / Pit	Sector1	Sector2	Sector 3	Time	Lap	Speed / Pit	Sector1	Sector2	Sector 3	Time
1		48.668	29.922	43.964	2:02.554	2		45.236	29.774	44.450	1:59.460
3		45.074	29.740	44.896	1:59.710	4		45.368	29.564	44.111	1:59.043
5		44.996	29.405	43.429	1:57.830	6		44.081	29.874	44.087	1:58.042
7		44.702	29.425	43.323	1:57.450	8		45.652	29.761	43.708	1:59.121
9		45.520	29.854	43.784	1:59.158	10		46.021	29.760	43.204	1:58.985

22 MORERE Jean-Luc						Van Diemen RF80 1600					
Lap	Speed / Pit	Sector1	Sector2	Sector 3	Time	Lap	Speed / Pit	Sector1	Sector2	Sector 3	Time
1		48.668	29.922	43.964	2:02.554	2		45.236	29.774	44.450	1:59.460
3		45.074	29.740	44.896	1:59.710	4		45.368	29.564	44.111	1:59.043
5		44.996	29.405	43.429	1:57.830	6		44.081	29.874	44.087	1:58.042
7		44.702	29.425	43.323	1:57.450	8		45.652	29.761	43.708	1:59.121
9		45.520	29.854	43.784	1:59.158	10		46.021	29.760	43.204	1:58.985

11	46.285	29.533	43.433	1:59.251	12 Pit	1:00.920	41.004	1:00.947	2:42.871		
26	FAGGIONATO Marc/WAISLER Laurent						Van Diemen RF80 1600				
Lap	Speed / Pit	Sector1	Sector2	Sector 3	Time	Lap	Speed / Pit	Sector1	Sector2	Sector 3	Time
1		43.175	29.030	41.160	1:53.365	2		42.145	28.830	41.400	1:52.375
3		41.470	28.284	40.319	1:50.073	4		41.895	29.068	40.213	1:51.176
5		42.328	28.338	40.717	1:51.383			41.827	28.189		
31	BANNES WAIT Blandine						Rondeau MS85 1600				
Lap	Speed / Pit	Sector1	Sector2	Sector 3	Time	Lap	Speed / Pit	Sector1	Sector2	Sector 3	Time
1		47.671	29.721	44.414	2:01.806	2		45.360	29.836	44.072	1:59.268
3		45.091	29.840	43.654	1:58.585	4		45.429	30.223	43.718	1:59.370
5		45.236	29.903	43.779	1:58.918	6		44.404	29.948	43.537	1:57.889
7		45.275	30.412	44.353	2:00.040	8		44.983	31.135	44.471	2:00.589
9		46.213	30.138	44.101	2:00.452	10		45.628	30.670	43.845	2:00.143
11		45.289	30.194	45.216	2:00.699	12 Pit		58.501	42.439	1:01.384	2:42.324
42	SIMON Alain						Van Diemen RF91 1600				
Lap	Speed / Pit	Sector1	Sector2	Sector 3	Time	Lap	Speed / Pit	Sector1	Sector2	Sector 3	Time
1		6:50.815	28.656	41.632	8:01.103	2		43.063	28.388	42.665	1:54.116
3		42.982	28.272	41.524	1:52.778	4		42.220	28.671	41.240	1:52.131
5		42.400	28.195	41.439	1:52.034	6		42.510	28.353	41.528	1:52.391
7		43.488	28.154	41.398	1:53.040	8		42.123	28.095	42.918	1:53.136
9		42.580	28.153	42.654	1:53.387	10 Pit		51.390	34.811	1:07.593	2:33.794
46	SANJUAN Augustin						Van Diemen RF02Z 1800				
Lap	Speed / Pit	Sector1	Sector2	Sector 3	Time	Lap	Speed / Pit	Sector1	Sector2	Sector 3	Time
49	BELOOU Philippe						Van Diemen RF90 1600				
Lap	Speed / Pit	Sector1	Sector2	Sector 3	Time	Lap	Speed / Pit	Sector1	Sector2	Sector 3	Time
1		43.597	28.165	41.410	1:53.172	2		42.940	29.132	42.140	1:54.212
3		42.539	28.258	41.572	1:52.369	4		42.047	28.012	41.318	1:51.377
5		42.708	28.030	41.463	1:52.201	6		42.205	28.409	41.596	1:52.210
7		42.334	28.625	41.415	1:52.374	8		42.180	27.903	41.694	1:51.777
9		42.371	28.196	41.205	1:51.772	10		41.578	27.914	42.016	1:51.508
11		42.425	28.248	41.122	1:51.795	12		41.934	28.143	41.521	1:51.598
13 Pit		53.672	36.388	52.832	2:22.892						
50	JANIN Daniel						Rondeau MS85 1600				
Lap	Speed / Pit	Sector1	Sector2	Sector 3	Time	Lap	Speed / Pit	Sector1	Sector2	Sector 3	Time
1		49.906	30.232	44.099	2:04.237	2		44.879	29.650	54.665	2:09.194
3		47.066	31.424	45.542	2:04.032	4		46.810	31.249	45.511	2:03.570
5		46.776	31.283	44.758	2:02.817	6			>10min	45.330	2:03.527
7		47.064	30.864	45.450	2:03.378	8		46.692	31.549	46.778	2:05.019
9		47.310	30.664	47.527	2:05.501	10		48.657	32.499	44.894	2:06.050
11		48.315	30.213	46.024	2:04.552	12 Pit		56.524	39.549	1:06.820	2:42.893
51	BARROIS Didier						Van Diemen RF88 1600				
Lap	Speed / Pit	Sector1	Sector2	Sector 3	Time	Lap	Speed / Pit	Sector1	Sector2	Sector 3	Time
1 Pit			>10min	1:06.903	25:17.916						
59	MISSISTRANO Vincent						Van Diemen RF80 1600				
Lap	Speed / Pit	Sector1	Sector2	Sector 3	Time	Lap	Speed / Pit	Sector1	Sector2	Sector 3	Time
1		46.707	29.233	42.614	1:58.554	2		43.545	29.446	43.288	1:56.279
3		43.871	29.572	42.425	1:55.868	4		43.527	28.888	42.805	1:55.220
5		43.552	29.367	42.208	1:55.127	6		43.558	29.314	42.734	1:55.606
7		44.515	29.563	42.180	1:56.258	8		43.917	29.400	41.587	1:54.904
9		44.046	29.444	42.735	1:56.225	10		44.286	29.935	41.554	1:55.775
11		43.949	29.170	41.879	1:54.998	12		43.699	30.661	42.348	1:56.708
13 Pit		1:00.482	38.132	1:02.243	2:40.857						
67	COLIN Philippe						Van Diemen RF93 1800				
Lap	Speed / Pit	Sector1	Sector2	Sector 3	Time	Lap	Speed / Pit	Sector1	Sector2	Sector 3	Time
1		49.167	30.331	43.999	2:03.497	2		44.557	29.874	44.317	1:58.748
3		45.180	29.767	44.934	1:59.881	4		43.759	29.635	43.910	1:57.304
5			9:11.427	43.511	1:55.508	6		43.095	28.651	43.788	1:55.534
7			>10min	44.916	1:58.420	8		45.230	29.672	44.228	1:59.130

9	43.677	28.618	44.028	1:56.323	10	44.059	29.145	43.995	1:57.199
11	44.302	29.682	44.123	1:58.107	12	>10min		44.893	2:00.394
13 Pit	53.499	35.903	59.211	2:28.613					

72 MORRISSEY Patrick Ray 92F 1600

Lap	Speed / Pit	Sector1	Sector2	Sector 3	Time	Lap	Speed / Pit	Sector1	Sector2	Sector 3	Time
1			1:16.126	43.060	1:59.186	2		43.449	29.047	42.766	1:55.262
3		43.919	28.900	42.181	1:55.000	4		43.411	29.087	42.294	1:54.792
5		43.478	28.749	41.972	1:54.199	6		43.986	29.115	42.847	1:55.948
7		43.995	29.008	42.726	1:55.729	8		43.746	29.337	42.652	1:55.735
9		43.477	29.234	42.497	1:55.208	10		43.193	29.195	42.455	1:54.843
11		43.637	29.004	42.570	1:55.211	12		43.375	28.707	44.522	1:56.604
13 Pit	54.578	32.989	1:07.835	2:35.402							

89 SAUZEDDE Patrick Van Diemen RF91 1600

Lap	Speed / Pit	Sector1	Sector2	Sector 3	Time	Lap	Speed / Pit	Sector1	Sector2	Sector 3	Time
1		45.153	28.746	42.280	1:56.179	2		44.588	28.916	42.241	1:55.745
3		43.391	28.705	42.245	1:54.341	4		43.353	28.734	41.843	1:53.930
5		43.182	28.634	42.171	1:53.987	6		43.423	28.645	42.003	1:54.071
7		43.229	28.812	42.001	1:54.042	8		43.201	28.564	41.858	1:53.623
9		43.204	29.375	41.771	1:54.350	10		43.436	29.275	41.907	1:54.618
11		43.416	28.632	42.219	1:54.267	12		43.819	28.677	41.827	1:54.323
13 Pit	51.115	39.186	1:05.238	2:35.539							

160 HORION Geoffroy Van Diemen RF91 1600

Lap	Speed / Pit	Sector1	Sector2	Sector 3	Time	Lap	Speed / Pit	Sector1	Sector2	Sector 3	Time
1		43.668	3:04.351	1:53.850	1:53.850	2				40.760	1:51.261
3		41.579		5:35.567	1:50.456	4		41.735	27.852	40.111	1:49.698
5			8:34.313	40.146	1:49.194	6			>10min	39.936	1:49.315
7		41.053	27.539	40.015	1:48.607	8		41.321		>10min	1:48.956
9				>10min	1:49.069	10				>10min	1:48.698
11			>10min	39.909	1:48.268	12		40.662	>10min	>10min	1:48.041
13 Pit				57.218	2:32.897						

201 SC1 SC1 SC1

Lap	Speed / Pit	Sector1	Sector2	Sector 3	Time	Lap	Speed / Pit	Sector1	Sector2	Sector 3	Time
1 Pit				>10min	2:35.844	2 Pit	21:14.309		>10min	54.174	23:42.102



P11 Trophee FFord KENT
Course 2 / Race 2

Tour Par Tour

Tour 1				Tour 2				Tour 3				Tour 4			
Pos	Num	Gap	LapTime	Pos	Num	Gap	LapTime	Pos	Num	Gap	LapTime	Pos	Num	Gap	LapTime
1	15		1:49.942	1	15		1:47.841	1	15		1:48.166	1	15		1:48.133
2	10	0:00.613	1:50.555	2	10	0:02.173	1:49.401	2	10	0:07.085	1:53.078	2	160	0:11.183	1:49.698
3	49	0:03.230	1:53.172	3	160	0:07.328	1:51.261	3	160	0:09.618	1:50.456	3	19	0:12.489	1:50.040
4	26	0:03.423	1:53.365	4	26	0:07.957	1:52.375	4	26	0:09.864	1:50.073	4	26	0:12.907	1:51.176
5	160	0:03.908	1:53.850	5	19	0:08.600	1:51.855	5	19	0:10.582	1:50.148	5	49	0:17.048	1:51.377
6	19	0:04.586	1:54.528	6	49	0:09.601	1:54.212	6	49	0:13.804	1:52.369	6	18	0:22.037	1:52.870
7	89	0:06.237	1:56.179	7	18	0:12.351	1:53.491	7	18	0:17.300	1:53.115	7	89	0:26.113	1:53.930
8	18	0:06.701	1:56.643	8	89	0:14.141	1:55.745	8	89	0:20.316	1:54.341	8	72	0:30.158	1:54.792
9	7	0:08.283	1:58.225	9	7	0:16.320	1:55.878	9	72	0:23.499	1:55.000	9	7	0:31.244	1:55.203
10	59	0:08.612	1:58.554	10	72	0:16.665	1:55.262	10	7	0:24.174	1:56.020	10	59	0:31.839	1:55.220
11	72	0:09.244	1:59.186	11	59	0:17.050	1:56.279	11	59	0:24.752	1:55.868	11	31	0:44.947	1:59.370
12	31	0:11.864	2:01.806	12	31	0:23.291	1:59.268	12	31	0:33.710	1:58.585	12	67	0:45.348	1:57.304
13	22	0:12.612	2:02.554	13	22	0:24.231	1:59.460	13	22	0:35.775	1:59.710	13	22	0:46.685	1:59.043
14	67	0:13.555	2:03.497	14	67	0:24.462	1:58.748	14	67	0:36.177	1:59.881	14	50	1:06.951	2:03.570
15	50	0:14.295	2:04.237	15	50	0:35.648	2:09.194	15	50	0:51.514	2:04.032	15	42	6:26.046	1:52.131
16	201	0:45.902	2:35.844	16	42	6:17.436	1:54.116	16	42	6:22.048	1:52.778				
17	42	6:11.161	8:01.103												
Tour 5				Tour 6				Tour 7				Tour 8			
Pos	Num	Gap	LapTime	Pos	Num	Gap	LapTime	Pos	Num	Gap	LapTime	Pos	Num	Gap	LapTime
1	15		1:48.592	1	15		1:46.739	1	15		1:48.358	1	15		1:48.401
2	160	0:11.785	1:49.194	2	160	0:14.361	1:49.315	2	160	0:14.610	1:48.607	2	160	0:15.165	1:48.956
3	19	0:14.448	1:50.551	3	19	0:17.735	1:50.026	3	19	0:20.608	1:51.231	3	19	0:23.701	1:51.494
4	26	0:15.698	1:51.383	4	26	0:23.043	1:54.084	4	49	0:30.144	1:52.374	4	49	0:33.520	1:51.777
5	49	0:20.657	1:52.201	5	49	0:26.128	1:52.210	5	18	0:38.487	1:53.538	5	18	0:43.799	1:53.713
6	18	0:26.386	1:52.941	6	18	0:33.307	1:53.660	6	89	0:44.524	1:54.042	6	89	0:49.746	1:53.623
7	89	0:31.508	1:53.987	7	89	0:38.840	1:54.071	7	72	0:52.345	1:55.729	7	72	0:59.679	1:55.735
8	72	0:35.765	1:54.199	8	72	0:44.974	1:55.948	8	7	0:54.838	1:56.091	8	7	1:01.426	1:54.989
9	7	0:37.894	1:55.242	9	7	0:47.105	1:55.950	9	59	0:55.141	1:56.258	9	59	1:01.644	1:54.904
10	59	0:38.374	1:55.127	10	59	0:47.241	1:55.606	10	67	1:11.121	1:58.420	10	67	1:21.850	1:59.130
11	67	0:52.264	1:55.508	11	67	1:01.059	1:55.534	11	22	1:16.318	1:57.450	11	22	1:27.038	1:59.121
12	31	0:55.273	1:58.918	12	31	1:06.423	1:57.889	12	31	1:18.105	2:00.040	12	31	1:30.293	2:00.589
13	22	0:55.923	1:57.830	13	22	1:07.226	1:58.042	13	50	1:52.984	2:03.378	13	50	2:09.602	2:05.019
14	50	1:21.176	2:02.817	14	50	1:37.964	2:03.527	14	42	6:39.822	1:53.040	14	42	6:44.557	1:53.136
15	42	6:29.488	1:52.034	15	42	6:35.140	1:52.391								
Tour 9				Tour 10				Tour 11				Tour 12			
Pos	Num	Gap	LapTime	Pos	Num	Gap	LapTime	Pos	Num	Gap	LapTime	Pos	Num	Gap	LapTime
1	15		1:48.890	1	15		1:49.453	1	15		1:48.754	1	15		1:49.770
2	160	0:15.344	1:49.069	2	160	0:14.589	1:48.698	2	160	0:14.103	1:48.268	2	160	0:12.374	1:48.041
3	19	0:25.868	1:51.057	3	19	0:27.566	1:51.151	3	19	0:29.202	1:50.390	3	19	0:30.484	1:51.052
4	49	0:36.402	1:51.772	4	49	0:38.457	1:51.508	4	49	0:41.498	1:51.795	4	49	0:43.326	1:51.598
5	18	0:48.595	1:53.686	5	18	0:52.593	1:53.451	5	18	0:57.405	1:53.566	5	18	1:02.493	1:54.858
6	89	0:55.206	1:54.350	6	89	1:00.371	1:54.618	6	89	1:05.884	1:54.267	6	89	1:10.437	1:54.323
7	72	1:05.997	1:55.208	7	72	1:11.387	1:54.843	7	72	1:17.844	1:55.211	7	72	1:24.678	1:56.604
8	7	1:08.743	1:56.207	8	7	1:15.100	1:55.810	8	59	1:21.545	1:54.998	8	7	1:27.943	1:55.811
9	59	1:08.979	1:56.225	9	59	1:15.301	1:55.775	9	7	1:21.902	1:55.556	9	59	1:28.483	1:56.708
10	67	1:29.283	1:56.323	10	67	1:37.029	1:57.199	10	67	1:46.382	1:58.107	10	67	1:57.006	2:00.394
11	22	1:37.306	1:59.158	11	22	1:46.838	1:58.985	11	22	1:57.335	1:59.251				
12	31	1:41.855	2:00.452	12	31	1:52.545	2:00.143	12	31	2:04.490	2:00.699				
13	50	2:26.213	2:05.501	13	50	2:42.810	2:06.050	13	50	2:58.608	2:04.552				
14	42	6:49.054	1:53.387												