



Trophée Lotus



9 - Equipe de France SH

Qualifying

Pos	No	Cl	Ty	Drivers	Nat	Veh	1stSession	2ndSession	Best	Gap	Km/H
1	2	2		TERRIOU/DROUILLEAU	F/F	PORSCHE RSR/3800cc	2:47.836	10	2:47.836		150,232
2	1	2		LEFEBVRE F	F	AUDI Quattro	2:49.109	9	2:49.109	0:01.273	149,101
3	87	2		FUET P	F	BMW E 36C/	2:53.080	6	2:53.080	0:05.244	145,681
4	17	2		ROUX J	F	FORD GT 40	2:56.469	10	2:56.469	0:08.633	142,883
5	118	1		DELANNOY P	F	PORSCHE 911 2,7 RS	2:57.328	10	2:57.328	0:09.492	142,191
6	168	2		DELAVAUULT F	F	CATERHAM Super Seven HPC/1998c	2:57.457	10	2:57.457	0:09.621	142,087
7	34	3		JACQUET X	F	LOTUS SEVEN	3:00.714	10	3:00.714	0:12.878	139,527
8	73	2		FAIVRE E	F	VW Cox/2400	3:01.532	10	3:01.532	0:13.696	138,898
9	16	2		DESMAELE M	F	PORSCHE 964	3:01.936	10	3:01.936	0:14.100	138,589
10	40	2		CHOUCROUN V	F	VENTURI Trophée	3:03.743	10	3:03.743	0:15.907	137,226
11	62	1		HOYEZ J	F	PORSCHE 911 SC 3,0	3:03.981	10	3:03.981	0:16.145	137,049
12	7	3		GASO P	F	LOTUS SEVEN	3:04.340	10	3:04.340	0:16.504	136,782
13	14	1		VACHER J	F	LOTUS Elan	3:04.444	10	3:04.444	0:16.608	136,705
14	121	1		DOE J	F	FORD Capri RS 3100	3:05.251	8	3:05.251	0:17.415	136,109
15	6	3		GRAILLE F	F	LOTUS SEVEN	3:05.935	10	3:05.935	0:18.099	135,609
16	9	3		ODIN C	F	LOTUS SEVEN	3:07.283	10	3:07.283	0:19.447	134,633
17	143	1		SIONNEAU D	F	PORSCHE 911 ST 2,5	3:07.580	7	3:07.580	0:19.744	134,419
18	68	3		GAVAUDAN J	F	LOTUS SEVEN	3:08.411	10	3:08.411	0:20.575	133,827
19	55	2		MARTIN C	F	PORSCHE 914/6	3:08.465	7	3:08.465	0:20.629	133,788
20	67	1		CALAS S	F	AUSTIN Cooper S	3:09.341	9	3:09.341	0:21.505	133,169
21	18	3		TOURNET R	F	LOTUS SEVEN	3:09.515	7	3:09.515	0:21.679	133,047
22	4	2		SWISTOWSKI J	F	PORSCHE 944 Turbo	3:09.527	9	3:09.527	0:21.691	133,039
23	39	3		KOENIG P	F	CATERHAM	3:10.478	9	3:10.478	0:22.642	132,374
24	45	1		PEREIRA M	F	PORSCHE 911 2,7 RS	3:10.785	10	3:10.785	0:22.949	132,161
25	60	1		CHOLLEY A	F	LOTUS Elan	3:11.083	5	3:11.083	0:23.247	131,955
26	777	2		TRICHET L	F	WESTFIELD	3:11.116	9	3:11.116	0:23.280	131,932
27	28	3		THIRY B	B	LOTUS SEVEN	3:15.009	8	3:15.009	0:27.173	129,299
28	20	1		DANIEL J	F	PORSCHE 911 2 litres	3:15.501	4	3:15.501	0:27.665	128,973
29	19	2		GAUTIER P	F	PORSCHE 911/3200cc	3:19.366	9	3:19.366	0:31.530	126,473
30	22	2		BREUGNOT J	F	PORSCHE 911	3:19.562	9	3:19.562	0:31.726	126,349
31	175	1		MONTEL A	F	MGB	3:21.313	9	3:21.313	0:33.477	125,250
32	72	2		CROISIER A	F	DATSUN 240 Z	3:21.563	8	3:21.563	0:33.727	125,094
33	26	1		ROBERT P	F	ALFA Roméo 2000 GT	3:24.231	3	3:24.231	0:36.395	123,460
34	30	3		BOUVIER P	F	CATERHAM	3:28.613	7	3:28.613	0:40.777	120,867
35	146	1		BOURMAULT/SCHOCH	F/F	AUSTIN HEALEY 3000	3:49.825	7	3:49.825	1:01.989	109,711
36	46	1		SCHOCH/BOURMAULT	F/F	AC ACE	4:05.669	7	4:05.669	1:17.833	102,636
BACK OF THE GRID											
48	2			LEYGOUTE P/CHAIGNON L	F/F	CHEVROLET Corvette					

Car 45 - Best Time Deleted : 3:10,785 - Track Limit

Car 19 - Best Time Deleted : 3:14,366 - Track Limit

The results are provisional until the end of the time limit for protest and appeals

Time limit for protest expires 30' at the latest after publication of the results - Time :

Results are suspended till the end of scrutineering

Spa-Francorchamps

Circuit Length = 7,004 km

Clerk of the course:MUNSTERS JY	Timekeeper:R.I.S.
---------------------------------	-------------------

Trophée
Lotus

9 - Equipe de France SH

Qualifying

Pos	No	Cl	Ty	Drivers	Nat	Veh	1stSession	2ndSession	Best	Gap	Km/H
Classe 1											
1	118	1		DELANNOY P	F	PORSCHE 911 2,7 RS	2:57.328	10	2:57.328		142,191
2	62	1		HOYEZ J	F	PORSCHE 911 SC 3,0	3:03.981	10	3:03.981	0:06.653	137,049
3	14	1		VACHER J	F	LOTUS Elan	3:04.444	10	3:04.444	0:07.116	136,705
4	121	1		DOE J	F	FORD Capri RS 3100	3:05.251	8	3:05.251	0:07.923	136,109
5	143	1		SIONNEAU D	F	PORSCHE 911 ST 2,5	3:07.580	7	3:07.580	0:10.252	134,419
6	67	1		CALAS S	F	AUSTIN Cooper S	3:09.341	9	3:09.341	0:12.013	133,169
7	45	1		PEREIRA M	F	PORSCHE 911 2,7 RS	3:10.785	10	3:10.785	0:13.457	132,161
8	60	1		CHOLLEY A	F	LOTUS Elan	3:11.083	5	3:11.083	0:13.755	131,955
9	20	1		DANIEL J	F	PORSCHE 911 2 litres	3:15.501	4	3:15.501	0:18.173	128,973
10	65	1		MONTEL A	F	CAR	3:21.313	9	3:21.313	0:23.985	125,250
11	26	1		ROBERT P	F	ALFA Roméo 2000 GT	3:24.231	3	3:24.231	0:26.903	123,460
12	146	1		BOURMAULT J/SCHOCH B	F/F	AUSTIN HEALEY 3000	3:49.825	7	3:49.825	0:52.497	109,711
13	46	1		SCHOCH B/BOURMAULT J	F/F	AC ACE	4:05.669	7	4:05.669	1:08.341	102,636
14	90	1				CAR			59:59.999	57:02.671	
Classe 2											
1	2	2		TERRIOU C/DROUILLEAU V	F/F	PORSCHE RSR/3800cc	2:47.836	10	2:47.836		150,232
2	1	2		LEFEBVRE F	F	AUDI Quattro	2:49.109	9	2:49.109	0:01.273	149,101
3	87	2		FUET P	F	BMW E 36C/	2:53.080	6	2:53.080	0:05.244	145,681
4	17	2		ROUX J	F	FORD GT 40	2:56.469	10	2:56.469	0:08.633	142,883
5	168	2		DELAVAUULT F	F	CATERHAM Super Seven HPC/1998cc	2:57.457	10	2:57.457	0:09.621	142,087
6	73	2		FAIVRE E	F	VW Cox/2400	3:01.532	10	3:01.532	0:13.696	138,898
7	16	2		DESMAELE M	F	PORSCHE 964	3:01.936	10	3:01.936	0:14.100	138,589
8	40	2		CHOUCROUN V	F	VENTURI Trophée	3:03.743	10	3:03.743	0:15.907	137,226
9	55	2		MARTIN C	F	PORSCHE 914/6	3:08.465	7	3:08.465	0:20.629	133,788
10	4	2		SWISTOWSKI J	F	PORSCHE 944 Turbo	3:09.527	9	3:09.527	0:21.691	133,039
11	777	2		TRICHET L	F	WESTFIELD	3:11.116	9	3:11.116	0:23.280	131,932
12	19	2		GAUTIER P	F	PORSCHE 911/3200cc	3:19.366	9	3:19.366	0:31.530	126,473
13	22	2		BREUGNOT J	F	PORSCHE 911	3:19.562	9	3:19.562	0:31.726	126,349
14	72	2		CROISIER A	F	DATSUN 240 Z	3:21.563	8	3:21.563	0:33.727	125,094
Classe 3											
1	34	3		JACQUET X	F	LOTUS SEVEN	3:00.714	10	3:00.714		139,527
2	7	3		GASO P	F	LOTUS SEVEN	3:04.340	10	3:04.340	0:03.626	136,782
3	6	3		GRAILLE F	F	LOTUS SEVEN	3:05.935	10	3:05.935	0:05.221	135,609
4	9	3		ODIN C	F	LOTUS SEVEN	3:07.283	10	3:07.283	0:06.569	134,633
5	68	3		GAVAUDAN J	F	LOTUS SEVEN	3:08.411	10	3:08.411	0:07.697	133,827
6	18	3		TOURNET R	F	LOTUS SEVEN	3:09.515	7	3:09.515	0:08.801	133,047
7	39	3		KOENIG P	F	CATERHAM	3:10.478	9	3:10.478	0:09.764	132,374
8	28	3		THIRY B	B	LOTUS SEVEN	3:15.009	8	3:15.009	0:14.295	129,299
9	30	3		BOUVIER P	F	CATERHAM	3:28.613	7	3:28.613	0:27.899	120,867

The results are provisional until the end of the time limit for protest and appeals

Spa-Francorchamps

Time limit for protest expires 30' at the latest after publication of the results - Time :

Circuit Length = 7,004 km

Results are suspended till the end of scrutineering

Clerk of the course: MUNSTERS JY

Timekeeper: R.I.S.



9 Equipe de France VH

Qualifying

Best Sector

#	N°	Name	Sector1	#	N°	Name	Sector 2	#	N°	Name	Sector 3	#	N°	Name	Best lap	Ideal lap
1	2		46.398	1	2		1:17.183	1	2		43.338	1	175		2:16.037	3:20.483
2	1		46.414	2	1		1:18.651	2	1		43.973	2	2		2:47.836	2:46.919
3	17		47.981	3	168		1:19.199	3	87		44.697	3	1		2:49.109	2:49.038
4	87		48.024	4	87		1:19.392	4	168		46.498	4	87		2:53.080	2:52.113
5	118		48.965	5	118		1:21.069	5	118		46.532	5	17		2:56.469	2:56.246
6	168		50.770	6	34		1:21.367	6	17		46.777	6	118		2:57.328	2:56.566
7	16		51.298	7	17		1:21.488	7	40		46.984	7	168		2:57.457	2:56.467
8	34		51.585	8	16		1:21.882	8	62		47.318	8	34		3:00.714	3:00.363
9	40		51.685	9	73		1:21.930	9	16		47.371	9	73		3:01.532	3:01.516
10	73		52.151	10	62		1:22.780	10	34		47.411	10	16		3:01.936	3:00.551
11	14		52.627	11	7		1:22.866	11	73		47.435	11	40		3:03.743	3:03.579
12	62		52.699	12	121		1:23.359	12	14		47.719	12	62		3:03.981	3:02.797
13	6		52.795	13	14		1:23.571	13	121		48.050	13	7		3:04.340	3:03.802
14	7		52.829	14	6		1:23.819	14	7		48.107	14	14		3:04.444	3:03.917
15	143		52.970	15	18		1:24.192	15	6		48.514	15	121		3:05.251	3:04.766
16	60		53.108	16	143		1:24.409	16	45		48.529	16	6		3:05.935	3:05.128
17	121		53.357	17	39		1:24.418	17	143		48.587	17	9		3:07.283	3:06.624
18	9		53.424	18	9		1:24.425	18	4		48.739	18	143		3:07.580	3:05.966
19	68		53.548	19	777		1:24.812	19	9		48.775	19	68		3:08.412	3:07.754
20	45		53.628	20	40		1:24.910	20	68		48.943	20	67		3:09.340	3:09.334
21	18		54.100	21	67		1:25.237	21	67		49.635	21	18		3:09.515	3:08.531
22	4		54.141	22	68		1:25.263	22	39		49.819	22	4		3:09.527	3:09.295
23	777		54.273	23	45		1:26.108	23	777		49.864	23	45		3:09.874	3:08.265
24	67		54.462	24	60		1:26.312	24	18		50.239	24	39		3:10.478	3:09.543
25	72		54.872	25	4		1:26.415	25	60		50.370	25	60		3:11.083	3:09.790
26	28		54.924	26	28		1:27.471	26	22		50.782	26	777		3:11.116	3:08.949
27	19		55.176	27	20		1:27.478	27	20		51.295	27	28		3:15.009	3:14.530
28	39		55.306	28	175		1:29.559	28	19		51.337	28	20		3:15.501	3:15.153
29	20		56.380	29	72		1:29.770	29	28		52.135	29	19		3:18.734	3:16.553
30	22		57.256	30	22		1:29.975	30	72		52.506	30	22		3:19.562	3:18.013
31	175		58.062	31	19		1:30.040	31	175		52.862	31	72		3:21.563	3:17.148
32	30		58.198	32	30		1:35.352	32	30		54.413	32	30		3:28.613	3:27.963
33	146		1:01.409	33	26		1:39.046	33	146		59.845	33	146		3:49.826	3:49.090
34	46		1:08.679	34	146		1:47.836	34	46		1:04.015	34	46		4:05.669	4:04.606
35	26		> 10 Min	35	46		1:51.912	35	26		7:48.474	35	26		890:45.234	390:45.234



9 Equipe de France VH

Qualifying

Sector Analysis

1 LEFEBVRE F						AUDI Quattro					
Lap	Speed / Pit	Sector1	Sector2	Sector 3	Time	Lap	Speed / Pit	Sector1	Sector2	Sector 3	Time
1	>10min	1:33.300	53.590			2	51.602	1:23.148	46.257	3:01.007	
3	49.070	1:20.199	45.274	2:54.543		4	46.485	1:18.651	43.973	2:49.109	
5	47.054	1:18.917	44.353	2:50.324		6 Pit	48.310	1:26.155	1:17.378	3:31.843	
7	3:29.848	4:15.967	1:21.390	44.930	6:22.287	8	46.414	1:19.461	46.747	2:52.622	
9	52.660	1:20.796	45.324	2:58.780							

2 TERRIOU C/DROUILLEAU V						PORSCHE RSR/3800cc					
Lap	Speed / Pit	Sector1	Sector2	Sector 3	Time	Lap	Speed / Pit	Sector1	Sector2	Sector 3	Time
1	>10min	1:36.615	47.103			2	48.374	1:19.184	45.013	2:52.571	
3	46.961	1:17.183	43.692	2:47.836		4	47.258	1:17.602	43.338	2:48.198	
5 Pit	47.146	1:17.716	54.340	2:59.202		6	1:32.663	2:20.116	1:23.059	44.966	4:28.141
7	47.252	1:19.601	43.851	2:50.704		8	48.897	1:21.404	44.965	2:55.266	
9	46.398	1:20.391	44.284	2:51.073		10	50.603	1:20.869	44.582	2:56.054	

4 SWISTOWSKI J						PORSCHE 944 Turbo					
Lap	Speed / Pit	Sector1	Sector2	Sector 3	Time	Lap	Speed / Pit	Sector1	Sector2	Sector 3	Time
1	>10min	1:46.440	57.514			2	59.060	1:31.300	52.982	3:23.342	
3	55.238	1:31.041	50.528	3:16.807		4	54.845	1:28.294	49.775	3:12.914	
5	54.270	1:27.453	51.233	3:12.956		6	54.141	1:26.415	49.011	3:09.567	
7	54.146	1:26.642	48.739	3:09.527		8 Pit	54.588	1:41.852	1:25.999	4:02.439	
9 Pit	32.647	1:24.547	1:31.006	1:05.331	4:00.884		28.219				

6 GRAILLE F						LOTUS SEVEN					
Lap	Speed / Pit	Sector1	Sector2	Sector 3	Time	Lap	Speed / Pit	Sector1	Sector2	Sector 3	Time
1	>10min	1:36.342	54.130			2	55.923	1:30.964	50.864	3:17.751	
3	54.671	1:27.262	51.462	3:13.395		4	54.116	1:25.847	49.869	3:09.832	
5	54.589	1:25.663	48.870	3:09.122		6	53.342	1:24.850	50.222	3:08.414	
7	53.214	1:23.819	48.902	3:05.935		8	52.992	1:24.812	48.774	3:06.578	
9	52.889	1:25.075	48.514	3:06.478		10	52.795	1:25.114	48.854	3:06.763	

7 GASO P						LOTUS SEVEN					
Lap	Speed / Pit	Sector1	Sector2	Sector 3	Time	Lap	Speed / Pit	Sector1	Sector2	Sector 3	Time
1	>10min	1:31.545	51.325			2	55.517	1:23.399	49.639	3:08.555	
3	53.221	1:23.073	49.543	3:05.837		4	53.710	1:23.982	48.553	3:06.245	
5	1:07.786	1:34.676	48.363	3:30.825		6	53.134	1:23.112	48.213	3:04.459	
7	52.938	1:22.981	48.421	3:04.340		8	53.608	1:22.970	48.448	3:05.026	
9	53.409	1:22.866	48.107	3:04.382		10	52.829	1:25.092	49.215	3:07.136	

9 ODIN C						LOTUS SEVEN					
Lap	Speed / Pit	Sector1	Sector2	Sector 3	Time	Lap	Speed / Pit	Sector1	Sector2	Sector 3	Time
1	>10min	1:34.655	50.838			2	56.968	1:28.024	51.385	3:16.377	
3	54.383	1:25.427	51.143	3:10.953		4	53.424	1:24.849	50.791	3:09.064	
5	54.203	1:26.338	48.943	3:09.484		6	54.083	1:24.425	48.775	3:07.283	
7	55.083	1:25.510	49.744	3:10.337		8	54.215	1:25.814	49.438	3:09.467	
9	54.282	1:25.928	49.191	3:09.401		10	54.997	1:25.354	49.543	3:09.894	

14 VACHER J						LOTUS Elan					
Lap	Speed / Pit	Sector1	Sector2	Sector 3	Time	Lap	Speed / Pit	Sector1	Sector2	Sector 3	Time
1	>10min	1:37.958	53.771			2	55.503	1:27.640	49.500	3:12.643	
3	53.282	1:26.091	49.421	3:08.794		4	53.061	1:25.376	50.546	3:08.983	
5	53.915	1:26.845	49.214	3:09.974		6	53.446	1:23.940	48.551	3:05.937	

7	53.003	1:23.571	47.870	3:04.444	8	52.901	1:25.685	48.235	3:06.821		
9	52.627	1:24.933	48.012	3:05.572	10	52.974	1:25.743	47.719	3:06.436		
16	DESMAELE M							PORSCHE 964			
Lap	Speed / Pit	Sector1	Sector2	Sector 3	Time	Lap	Speed / Pit	Sector1	Sector2	Sector 3	Time
1	>10min	1:42.880	54.732			2	57.115	1:30.414	49.615	3:17.144	
3	52.636	1:27.684	48.954	3:09.274		4	51.430	1:23.959	47.972	3:03.361	
5	52.171	1:24.018	47.563	3:03.752		6	51.298	1:23.267	47.371	3:01.936	
7	52.659	1:24.118	47.393	3:04.170		8	51.368	1:21.882	49.634	3:02.884	
9	52.861	1:24.892	48.949	3:06.702		10	51.688	1:22.447	54.675	3:08.810	
17	ROUX J							FORD GT 40			
Lap	Speed / Pit	Sector1	Sector2	Sector 3	Time	Lap	Speed / Pit	Sector1	Sector2	Sector 3	Time
1	>10min	1:37.945	51.609			2	51.389	1:25.170	48.761	3:05.320	
3	51.165	1:23.968	46.792	3:01.925		4	48.160	1:23.531	48.594	3:00.285	
5	48.107	1:24.974	47.285	3:00.366		6	48.313	1:28.456	50.574	3:07.343	
7	50.529	1:25.700	48.491	3:04.720		8	48.974	1:24.263	46.777	3:00.014	
9	47.981	1:21.488	47.000	2:56.469		10	48.185	1:22.466	47.012	2:57.663	
18	TOURNET R							LOTUS SEVEN			
Lap	Speed / Pit	Sector1	Sector2	Sector 3	Time	Lap	Speed / Pit	Sector1	Sector2	Sector 3	Time
1	>10min	1:36.157	51.169			2	54.100	1:25.176	50.239	3:09.515	
3	55.258	1:25.459	50.541	3:11.258		4 Pit	55.814	1:24.296	1:11.381	3:31.491	
5	3:33.082	4:22.746	1:24.192	51.528	6:38.466	6	58.105	1:28.251	51.690	3:18.046	
7 Pit	58.216	1:24.967	1:05.068	3:28.251			30.791				
19	GAUTIER P							PORSCHE 911/3200cc			
Lap	Speed / Pit	Sector1	Sector2	Sector 3	Time	Lap	Speed / Pit	Sector1	Sector2	Sector 3	Time
1	>10min	1:42.071	56.322			2	57.742	1:35.300	54.171	3:27.213	
3	58.199	1:34.402	54.136	3:26.737		4	58.277	1:33.620	53.010	3:24.907	
5	56.530	1:30.882	52.325	3:19.737		6	55.176	1:34.534	53.596	3:23.306	
7	57.019	1:30.040	51.675	3:18.734		8	56.627	1:31.333	52.740	3:20.700	
9	56.972	1:31.057	51.337	3:19.366							
20	DANIEL J							PORSCHE 911 2 litres			
Lap	Speed / Pit	Sector1	Sector2	Sector 3	Time	Lap	Speed / Pit	Sector1	Sector2	Sector 3	Time
1	>10min	1:44.244	52.299			2	56.380	1:27.478	51.643	3:15.501	
3	57.405	1:28.268	52.312	3:17.985		4	57.731	1:31.745	51.295	3:20.771	
22	30.649	BREUGNOT J							PORSCHE 911		
Lap	Speed / Pit	Sector1	Sector2	Sector 3	Time	Lap	Speed / Pit	Sector1	Sector2	Sector 3	Time
1	>10min	1:42.181	54.608			2	59.913	1:36.760	52.535	3:29.208	
3	57.256	1:37.744	54.862	3:29.862		4	1:00.348	1:36.225	53.271	3:29.844	
5	59.746	1:35.882	52.038	3:27.666		6	57.703	1:34.528	53.888	3:26.119	
7	58.451	1:30.329	50.782	3:19.562		8	57.994	1:29.975	52.102	3:20.071	
9	57.729	1:31.517	51.684	3:20.930							
26	ROBERT P							ALFA Roméo 2000 GT			
Lap	Speed / Pit	Sector1	Sector2	Sector 3	Time	Lap	Speed / Pit	Sector1	Sector2	Sector 3	Time
1	>10min	1:39.046	7:48.474				2:31.054				
28	THIRY B							LOTUS SEVEN			
Lap	Speed / Pit	Sector1	Sector2	Sector 3	Time	Lap	Speed / Pit	Sector1	Sector2	Sector 3	Time
1	>10min	1:41.712	1:00.699			2	56.636	1:28.294	52.895	3:17.825	
3	55.403	1:27.471	52.135	3:15.009		4	54.924	1:28.241	52.641	3:15.806	
5	58.530	1:31.611	52.615	3:22.756		6	58.442	1:28.625	52.555	3:19.622	
7	58.638	1:29.398	54.421	3:22.457		8 Pit	58.304	1:31.482	1:15.726	3:45.512	
30	29.677	BOUVIER P							CATERHAM		
Lap	Speed / Pit	Sector1	Sector2	Sector 3	Time	Lap	Speed / Pit	Sector1	Sector2	Sector 3	Time
1	>10min	1:41.984	1:01.794			2	1:04.719	1:42.409	58.664	3:45.792	
3	1:01.678	1:39.223	56.050	3:36.951		4	59.985	1:37.569	54.413	3:31.967	
5	59.434	1:36.197	54.986	3:30.617		6	58.609	1:35.352	54.652	3:28.613	
7	58.198	1:38.343	56.040	3:32.581			28.141				
34	JACQUET X							LOTUS SEVEN			
Lap	Speed / Pit	Sector1	Sector2	Sector 3	Time	Lap	Speed / Pit	Sector1	Sector2	Sector 3	Time
1	>10min	1:46.551	59.008			2	52.994	1:21.863	48.593	3:03.450	

3	52.766	1:22.363	48.061	3:03.190	4	52.707	1:24.740	49.164	3:06.611
5	52.998	1:21.500	48.985	3:03.483	6	51.597	1:23.042	48.045	3:02.684
7	51.769	1:22.212	47.411	3:01.392	8	52.087	1:21.775	47.471	3:01.333
9	51.585	1:21.367	47.762	3:00.714	10	52.144	1:21.507	48.165	3:01.816

39 KOENIG P CATERHAM

Lap	Speed / Pit	Sector1	Sector2	Sector 3	Time	Lap	Speed / Pit	Sector1	Sector2	Sector 3	Time
1		>10min	1:38.530	54.934		2	Pit	58.460	1:31.266	1:01.329	3:31.055
3	1:36.332	2:26.590	1:26.534	50.959	4:44.083	4		55.824	1:26.454	51.305	3:13.583
5		55.306	1:24.617	51.629	3:11.552	6		55.715	1:24.814	50.288	3:10.817
7		55.565	1:25.094	49.819	3:10.478	8		55.382	1:24.418	52.936	3:12.736
9		55.379	1:26.252	50.733	3:12.364						

40 CHOUCROUN V VENTURI Trophée

Lap	Speed / Pit	Sector1	Sector2	Sector 3	Time	Lap	Speed / Pit	Sector1	Sector2	Sector 3	Time
1		>10min	1:49.237	56.398		2		59.084	1:32.112	51.330	3:22.526
3		53.168	1:29.024	49.459	3:11.651	4		52.152	1:28.686	49.067	3:09.905
5		52.446	1:26.195	49.258	3:07.899	6		53.969	1:26.769	49.481	3:10.219
7		55.407	1:26.516	49.058	3:10.981	8		51.685	1:24.912	47.146	3:03.743
9		51.964	1:26.293	46.984	3:05.241	10		51.705	1:24.910	47.618	3:04.233

45 PEREIRA M PORSCHE 911 2,7 RS

Lap	Speed / Pit	Sector1	Sector2	Sector 3	Time	Lap	Speed / Pit	Sector1	Sector2	Sector 3	Time
1		>10min	1:42.440	56.286		2		55.723	1:31.548	50.684	3:17.955
3		54.704	1:28.292	49.303	3:12.299	4		54.984	1:27.069	50.707	3:12.760
5		54.187	1:26.832	49.974	3:10.993	6		54.188	1:27.631	49.826	3:11.645
7		54.687	1:26.875	49.223	3:10.785	8		54.510	1:26.108	49.256	3:09.874
9		54.448	1:27.848	48.529	3:10.825	10	Pit	53.628	1:28.839	1:27.436	3:49.903

46 SCHOCH B/BOURMAULT J AC ACE

Lap	Speed / Pit	Sector1	Sector2	Sector 3	Time	Lap	Speed / Pit	Sector1	Sector2	Sector 3	Time
1		>10min	2:02.847	1:11.141		2		1:16.869	2:00.407	1:07.941	4:25.217
3		1:15.607	1:58.996	1:08.354	4:22.957	4	Pit	1:11.813	1:57.642	1:17.896	4:27.351
5	2:13.248	3:21.689	1:58.594	1:07.288	6:27.571	6		1:09.080	1:51.912	1:05.204	4:06.196
7		1:08.679	1:52.975	1:04.015	4:05.669						

48 LEYGOUTE P/CHAIGNON L CHEVROLET Corvette

Lap	Speed / Pit	Sector1	Sector2	Sector 3	Time	Lap	Speed / Pit	Sector1	Sector2	Sector 3	Time
-----	-------------	---------	---------	----------	------	-----	-------------	---------	---------	----------	------

55 MARTIN C PORSCHE 914/6

Lap	Speed / Pit	Sector1	Sector2	Sector 3	Time	Lap	Speed / Pit	Sector1	Sector2	Sector 3	Time
-----	-------------	---------	---------	----------	------	-----	-------------	---------	---------	----------	------

60 CHOLLEY A LOTUS Elan

Lap	Speed / Pit	Sector1	Sector2	Sector 3	Time	Lap	Speed / Pit	Sector1	Sector2	Sector 3	Time
1		>10min	1:34.242	52.943		2		55.752	1:28.578	50.370	3:14.700
3		54.286	1:26.312	50.485	3:11.083	4	Pit	53.108	1:26.687	1:09.571	3:29.366

62 HOYEZ J PORSCHE 911 SC 3,0

Lap	Speed / Pit	Sector1	Sector2	Sector 3	Time	Lap	Speed / Pit	Sector1	Sector2	Sector 3	Time
1		>10min	1:41.949	57.953		2		56.235	1:28.819	51.312	3:16.366
3		55.366	1:27.193	52.213	3:14.772	4		54.093	1:27.107	49.645	3:10.845
5		53.657	1:26.563	49.388	3:09.608	6		54.218	1:26.188	48.111	3:08.517
7		53.365	1:26.255	49.084	3:08.704	8		52.699	1:23.569	47.713	3:03.981
9		53.267	1:23.696	47.318	3:04.281	10		52.955	1:22.780	50.596	3:06.331

67 CALAS S AUSTIN Cooper S


Lap	Speed / Pit	Sector1	Sector2	Sector 3	Time	Lap	Speed / Pit	Sector1	Sector2	Sector 3	Time
1		>10min	1:39.645	51.907		2		56.991	1:27.576	51.463	3:16.030
3		57.967	1:27.955	51.482	3:17.404	4		57.985	1:26.737	50.281	3:15.003
5		56.765	1:26.894	52.409	3:16.068	6		55.642	1:25.471	50.587	3:11.700
7	Pit	1:01.665	1:33.476	1:10.075	3:45.216	8		1:43.232	2:31.778	1:25.237	4:46.794
9		54.462	1:25.243	49.635	3:09.340						

68 GAVAUDAN J LOTUS SEVEN

Lap	Speed / Pit	Sector1	Sector2	Sector 3	Time	Lap	Speed / Pit	Sector1	Sector2	Sector 3	Time
1		>10min	1:38.014	57.034		2		57.262	1:31.125	51.699	3:20.086
3		54.369	1:28.363	50.525	3:13.257	4		53.612	1:26.732	50.188	3:10.532
5		54.287	1:26.243	49.411	3:09.941	6		53.672	1:27.203	49.527	3:10.402
7		54.480	1:25.675	49.651	3:09.806	8		53.912	1:25.785	48.943	3:08.640

9	53.548	1:25.263	49.601	3:08.412	10	53.687	1:27.073	49.744	3:10.504		
72	CROISIER A					DATSUN 240 Z					
Lap	Speed / Pit	Sector1	Sector2	Sector 3	Time	Lap	Speed / Pit	Sector1	Sector2	Sector 3	Time
1	>10min	1:51.567	1:03.239			2		1:04.382	1:47.893	58.703	3:50.978
3		59.556	1:37.622	56.519	3:33.697	4		58.005	1:37.819	55.002	3:30.826
5		56.591	1:31.671	53.301	3:21.563	6		55.956	1:32.992	54.361	3:23.309
7 Pit		54.872	1:31.133	1:07.807	3:33.812	8	2:02.822	2:50.922	1:29.770	52.506	5:13.198
73	FAIVRE E					VW Cox/2400					
Lap	Speed / Pit	Sector1	Sector2	Sector 3	Time	Lap	Speed / Pit	Sector1	Sector2	Sector 3	Time
1	>10min	1:33.981	54.238			2		54.052	1:25.640	50.471	3:10.163
3		53.731	1:24.339	48.779	3:06.849	4		53.730	1:23.133	48.109	3:04.972
5		52.151	1:22.720	47.847	3:02.718	6		52.358	1:22.019	48.545	3:02.922
7		53.456	1:22.275	49.161	3:04.892	8		52.167	1:21.930	47.435	3:01.532
9		52.226	1:24.700	50.519	3:07.445	10		52.779	1:23.473	48.668	3:04.920
87	FUET P					BMW E 36C/					
Lap	Speed / Pit	Sector1	Sector2	Sector 3	Time	Lap	Speed / Pit	Sector1	Sector2	Sector 3	Time
1	>10min	1:41.165	54.040			2		52.965	1:26.364	47.579	3:06.908
3		48.707	1:21.760	45.617	2:56.084	4		48.192	1:20.095	45.454	2:53.741
5		48.991	1:19.392	44.697	2:53.080	6		48.024	1:26.029	54.873	3:08.926
118	38.789	DELANNOY P					PORSCHE 911 2,7 RS				
Lap	Speed / Pit	Sector1	Sector2	Sector 3	Time	Lap	Speed / Pit	Sector1	Sector2	Sector 3	Time
1	>10min	1:39.523	52.812			2		53.554	1:24.418	49.723	3:07.695
3		50.997	1:23.217	47.338	3:01.552	4		49.968	1:22.459	47.937	3:00.364
5		50.465	1:23.405	47.253	3:01.123	6		49.621	1:22.922	46.757	2:59.300
7		49.727	1:21.069	46.532	2:57.328	8		49.655	1:21.974	46.916	2:58.545
9		48.965	1:21.311	47.085	2:57.361	10		53.468	1:32.993	53.598	3:20.059
121	DOE J					FORD Capri RS 3100					
Lap	Speed / Pit	Sector1	Sector2	Sector 3	Time	Lap	Speed / Pit	Sector1	Sector2	Sector 3	Time
1	>10min	1:36.078	1:03.272			2		56.240	1:28.742	51.707	3:16.689
3		56.711	1:27.669	50.812	3:15.192	4		55.741	1:29.467	50.177	3:15.385
5		54.681	1:26.391	49.233	3:10.305	6		53.746	1:24.969	48.587	3:07.302
7		53.964	1:24.241	48.050	3:06.255	8		53.357	1:23.359	48.535	3:05.251
143	SIONNEAU D					PORSCHE 911 ST 2,5					
Lap	Speed / Pit	Sector1	Sector2	Sector 3	Time	Lap	Speed / Pit	Sector1	Sector2	Sector 3	Time
1	>10min	1:32.415	51.087			2		54.246	1:24.747	48.587	3:07.580
3 Pit		52.970	1:24.409	1:07.386	3:24.765	4	1:41.177	2:29.049	1:26.060	48.937	4:44.046
5		53.247	1:28.043	51.007	3:12.297	6		54.893	1:26.578	50.818	3:12.289
7		54.243	1:26.278	50.778	3:11.299			9:28.021			
146	BOURMAULT J/SCHOCH B					AUSTIN HEALEY 3000					
Lap	Speed / Pit	Sector1	Sector2	Sector 3	Time	Lap	Speed / Pit	Sector1	Sector2	Sector 3	Time
1	>10min	1:55.359	1:03.010			2		1:04.497	1:51.584	1:01.771	3:57.852
3		1:01.409	1:48.572	59.845	3:49.826	4 Pit		1:01.743	1:51.437	1:15.595	4:08.775
5	3:43.145	4:52.421	1:54.104	1:06.453	7:52.978	6		1:10.707	1:47.836	1:03.451	4:01.994
7		1:11.666	1:48.934	1:04.031	4:04.631						
168	DELAVALT F					CATERHAM Super Seven HPC/1998c					
Lap	Speed / Pit	Sector1	Sector2	Sector 3	Time	Lap	Speed / Pit	Sector1	Sector2	Sector 3	Time
1	>10min	1:39.388	52.128			2		53.810	1:22.432	48.177	3:04.419
3		51.670	1:20.508	46.752	2:58.930	4		50.770	1:19.778	50.095	3:00.643
5		51.567	1:20.830	46.498	2:58.895	6		57.465	1:26.578	49.136	3:13.179
7		51.637	1:19.199	46.621	2:57.457	8		51.749	1:19.444	47.076	2:58.269
9		51.657	1:21.420	46.540	2:59.617	10		53.770	1:25.687	55.007	3:14.464
175	MONTEL					MGB					
Lap	Speed / Pit	Sector1	Sector2	Sector 3	Time	Lap	Speed / Pit	Sector1	Sector2	Sector 3	Time
1	>10min	1:39.956	58.019			2		59.679	1:33.837	54.232	3:27.748
3		58.323	1:40.091	53.356	3:31.770	4 Pit		58.991	1:31.012	1:04.018	3:34.021
5	1:13.774	2:04.528	1:29.559	54.019	4:28.106	6		58.062	1:29.742	53.509	3:21.313
7 Pit		58.173	1:35.134	1:05.986	3:39.293	8	2:05.624	2:55.488	1:31.293	52.862	5:19.643
9 Pit				>10min	2:16.037						

Lap	Speed / Pit	Sector1	Sector2	Sector 3	Time	Lap	Speed / Pit	Sector1	Sector2	Sector 3	Time
1	>10min	1:42.749	55.075			2		57.046	1:32.887	55.174	3:25.107
3	55.470	1:29.417	52.505	3:17.392		4		56.124	1:29.354	51.635	3:17.113
5	55.402	1:26.372	51.028	3:12.802		6		54.273	1:25.189	51.654	3:11.116
7 Pit	54.398	1:24.812	1:02.183	3:21.393		8	1:19.459	2:08.097	1:26.429	53.464	4:27.990
9	56.091	1:28.298	49.864	3:14.253							



9 - Equipe de France SH

Starting Grid


START : 16:05 Length : 61 Min

Row 19	59:59.999 - 007,004 km/h 48 - LEYGOUTE P	
Row 18	3:49.825 - 109,711 km/h 146 - BOURMAULT J	4:05.669 - 102,636 km/h 46 - SCHOCH B
Row 17	3:24.231 - 123,460 km/h 26 - ROBERT P	3:28.613 - 120,867 km/h 30 - BOUVIER P
Row 16	3:21.313 - 125,250 km/h 175 - MONTEL A	3:21.563 - 125,094 km/h 72 - CROISIER A
Row 15	3:19.366 - 126,473 km/h 19 - GAUTIER P	3:19.562 - 126,349 km/h 22 - BREUGNOT J
Row 14	3:15.009 - 129,299 km/h 28 - THIRY B	3:15.501 - 128,973 km/h 20 - DANIEL J
Row 13	3:11.083 - 131,955 km/h 60 - CHOLLEY A	3:11.116 - 131,932 km/h 777 - TRICHET L
Row 12	3:10.478 - 132,374 km/h 39 - KOENIG P	3:10.785 - 132,161 km/h 45 - PEREIRA M
Row 11	3:09.515 - 133,047 km/h 18 - TOURNET R	3:09.527 - 133,039 km/h 4 - SWISTOWSKI J
Row 10	3:08.465 - 133,788 km/h 55 - MARTIN C	3:09.341 - 133,169 km/h 67 - CALAS S
Row 9	3:07.580 - 134,419 km/h 143 - SIONNEAU D	3:08.411 - 133,827 km/h 68 - GAVAUDAN J
Row 8	3:05.935 - 135,609 km/h 6 - GRAILLE F	3:07.283 - 134,633 km/h 9 - ODIN C
Row 7	3:04.444 - 136,705 km/h 14 - VACHER J	3:05.251 - 136,109 km/h 121 - DOE J
Row 6	3:03.981 - 137,049 km/h 62 - HOYEZ J	3:04.340 - 136,782 km/h 7 - GASO P
Row 5	3:01.936 - 138,589 km/h 16 - DESMAELE M	3:03.743 - 137,226 km/h 40 - CHOUCROUN V
Row 4	3:00.714 - 139,527 km/h 34 - JACQUET X	3:01.532 - 138,898 km/h 73 - FAIVRE E
Row 3	2:57.328 - 142,191 km/h 118 - DELANNOY P	2:57.457 - 142,087 km/h 168 - DELAVAUT F
Row 2	2:53.080 - 145,681 km/h 87 - FUET P	2:56.469 - 142,883 km/h 17 - ROUX J
Row 1	2:47.836 - 150,232 km/h 2 - TERRIOU C	2:49.109 - 149,101 km/h 1 - LEFEBVRE F

POLE



Steward of the Meeting :		Timekeeper : R.I.S.
--------------------------	--	---------------------



9 - Equipe de France VH

Race

Pos	No	Cl	T. Drivers	Nat	Veh	Time	L.	Gap	Km/H	Best	Km/H
1	1	2/Groupe 2	LEFEBVRE F	F	AUDI Quattro	1:01:19.037	19		130,217	3:10.754 - 15	132,183
2	2	2/Groupe 2	TERRIOU/DROUILLEAU	F/F	PORSCHE RSR/3800cc	1:02:35.503	19	1:16.466	127,566	3:09.253 - 18	133,231
3	87	2/Groupe 2	FUET P	F	BMW E 36C/	1:04:21.882	19	3:02.845	124,052	3:17.477 - 17	127,683
4	16	2/Groupe 2	DESMAELE M	F	PORSCHE 964	1:02:05.036	18	1 L	121,840	3:18.152 - 15	127,248
5	118	1/Groupe 1	DELANNOY P	F	PORSCHE 911 2,7 RS	1:02:35.224	18	0:30.188	120,861	3:23.701 - 17	123,781
6	17	2/Groupe 2	ROUX J	F	FORD GT 40	1:03:04.611	18	0:59.575	119,922	3:14.598 - 17	129,572
7	73	2/Groupe 2	FAIVRE E	F	VW Cox/2400	1:03:19.397	18	1:14.361	119,456	3:19.636 - 15	126,302
8	45	1/Groupe 1	PEREIRA M	F	PORSCHE 911 2,7 RS	1:04:23.015	18	2:17.979	117,488	3:27.129 - 11	121,733
9	40	2/Groupe 2	CHOUCROUN V	F	VENTURI Trophée	0:57:46.572	17	2 L	123,651	3:16.824 - 17	128,106
10	4	2/Groupe 2	SWISTOWSKI J	F	PORSCHE 944 Turbo	1:02:53.742	17	5:07.170	113,586	3:29.990 - 16	120,074
11	34	3/Groupe 3	JACQUET X	F	LOTUS SEVEN	1:03:06.743	17	5:20.171	113,196	3:33.670 - 17	118,006
12	55	2/Groupe 2	MARTIN C	F	PORSCHE 914/6	1:03:07.393	17	5:20.821	113,177	3:31.145 - 17	119,417
13	14	1/Groupe 1	VACHER J	F	LOTUS Elan	1:04:01.479	17	6:14.907	111,583	3:34.656 - 16	117,464
14	18	3/Groupe 3	TOURNET R	F	LOTUS SEVEN	1:04:27.002	17	6:40.430	110,847	3:40.613 - 16	114,292
15	67	1/Groupe 1	CALAS S	F	AUSTIN Cooper S	1:04:37.123	17	6:50.551	110,557	3:35.652 - 14	116,922
16	7	3/Groupe 3	GASO P	F	LOTUS SEVEN	1:04:43.045	17	6:56.473	110,389	3:37.934 - 17	115,697
17	9	3/Groupe 3	ODIN C	F	LOTUS SEVEN	1:01:43.231	16	3 L	108,940	3:44.615 - 14	112,256
18	62	1/Groupe 1	HOYEZ J	F	PORSCHE 911 SC 3,0	1:02:01.465	16	0:18.234	108,406	3:41.377 - 15	113,898
19	6	3/Groupe 3	GRAILLE F	F	LOTUS SEVEN	1:02:10.765	16	0:27.534	108,136	3:41.192 - 15	113,993
20	39	3/Groupe 3	KOENIG P	F	CATERHAM	1:02:15.290	16	0:32.059	108,005	3:44.258 - 16	112,435
21	20	1/Groupe 1	DANIEL J	F	PORSCHE 911 2 litres	1:03:09.324	16	1:26.093	106,465	3:38.929 - 16	115,172
22	22	2/Groupe 2	BREUGNOT J	F	PORSCHE 911	1:03:21.427	16	1:38.196	106,126	3:42.819 - 16	113,161
23	777	2/Groupe 2	TRICHET L	F	WESTFIELD	1:04:13.123	16	2:29.892	104,702	3:39.993 - 15	114,615
24	68	3/Groupe 3	GAVAUDAN J	F	LOTUS SEVEN	1:04:29.348	16	2:46.117	104,263	3:53.515 - 15	107,978
25	19	2/Groupe 2	GAUTIER P	F	PORSCHE 911/3200cc	1:01:34.540	15	4 L	102,372	3:51.966 - 14	108,699
26	28	3/Groupe 3	THIRY B	B	LOTUS SEVEN	1:05:27.119	15	3:52.579	096,309	3:48.423 - 11	110,385
27	175	1/Groupe 1	MONTEL	F	MGB	1:01:16.717	14	5 L	096,010	4:01.256 - 14	104,513
28	121	1/Groupe 1	DOE J	F	FORD Capri RS 3100	1:01:44.646	14	0:27.929	095,286	3:51.175 - 13	109,071
29	48	2/Groupe 2	LEYGOUTE/CHAIGNON	F/F	CHEVROLET Corvette	1:01:45.369	14	0:28.652	095,268	3:35.129 - 13	117,206
30	30	3/Groupe 3	BOUVIER P	F	CATERHAM	1:04:00.440	14	2:43.723	091,917	4:21.318 - 13	096,489
31	46	1/Groupe 1	SCHOCH/BOURMAULT	F/F	AC ACE	1:02:04.358	13	6 L	088,012	4:35.189 - 13	091,626
32	146	1/Groupe 1	BOURMAULT/SCHOCH	F/F	AUSTIN HEALEY 3000	1:01:52.407	10	9 L	067,919	4:17.314 - 9	097,991
33	60	1/Groupe 1	CHOLLEY A	F	LOTUS Elan	0:46:53.120	2	17 L	017,926	42:11.614 - 2	009,960
-- Fastest lap --											
2	2		TERRIOU/DROUILLEAU	F/F	PORSCHE RSR/3800cc		18			3:09.253 - 18	133,231
-- RETIREMENTS --											
26	1		ROBERT P	F	ALFA Roméo 2000 GT						
72	2		CROISIER A	F	DATSUN 240 Z						
143	1		SIONNEAU D	F	PORSCHE 911 ST 2,5						
168	2		DELAVALT F	F	CATERHAM Super Seven HPC/1998c						

, Km

The results are provisional until the end of the time limit for protest and appeals


Spa-Francorchamps

Time limit for protest expires 30' at the latest after publication of the results - Time :

Circuit Length = 7,004 km

Results are suspended till the end of scrutineering

Clerk of the course:MUNSTERS JY	Timekeeper:R.I.S.
---------------------------------	-------------------



9 - Equipe de France VH

Race

Pos	No	Cl	T.	Drivers	Nat	Veh	Time	L.	Gap	Km/H	Best	Km/H
Classe 1												
1	118	1		DELANNOY P	F	PORSCHE 911 2,7 RS	1:02:35.224	18		120,861	3:23.701	123,781
2	45	1		PEREIRA M	F	PORSCHE 911 2,7 RS	1:04:23.015	18	1:47.791	117,488	3:27.129	121,733
3	14	1		VACHER J	F	LOTUS Elan	1:04:01.479	17	1 T	111,583	3:34.656	117,464
4	67	1		CALAS S	F	AUSTIN Cooper S	1:04:37.123	17	0:35.644	110,557	3:35.652	116,922
5	62	1		HOYEZ J	F	PORSCHE 911 SC 3,0	1:02:01.465	16	2 T	108,406	3:41.377	113,898
6	20	1		DANIEL J	F	PORSCHE 911 2 litres	1:03:09.324	16	1:07.859	106,465	3:38.929	115,172
7	175	1		MONTEL	F	MGB	1:01:16.717	14	4 T	096,010	4:01.256	104,513
8	121	1		DOE J	F	FORD Capri RS 3100	1:01:44.646	14	0:27.929	095,286	3:51.175	109,071
9	46	1		SCHOCH B/BOURMAULT J	F/F	AC ACE	1:02:04.358	13	5 T	088,012	4:35.189	091,626
10	146	1		BOURMAULT J/SCHOCH B	F/F	AUSTIN HEALEY 3000	1:01:52.407	10	8 T	067,919	4:17.314	097,991
11	60	1		CHOLLEY A	F	LOTUS Elan	0:46:53.120	2	16 T	017,926	42:11.614	009,960
-- Fastest lap --												
118	1			DELANNOY P	F	PORSCHE 911 2,7 RS		17			3:23.701	123,781
Classe 2												
1	1	2		LEFEBVRE F	F	AUDI Quattro	1:01:19.037	19		130,217	3:10.754	132,183
2	2	2		TERRIOU C/DROUILLEAU V	F/F	PORSCHE RSR/3800cc	1:02:35.503	19	1:16.466	127,566	3:09.253	133,231
3	87	2		FUET P	F	BMW E 36C/	1:04:21.882	19	3:02.845	124,052	3:17.477	127,683
4	16	2		DESMAELE M	F	PORSCHE 964	1:02:05.036	18	1 T	121,840	3:18.152	127,248
5	17	2		ROUX J	F	FORD GT 40	1:03:04.611	18	0:59.575	119,922	3:14.598	129,572
6	73	2		FAIVRE E	F	VW Cox/2400	1:03:19.397	18	1:14.361	119,456	3:19.636	126,302
7	40	2		CHOUCROUN V	F	VENTURI Trophée	0:57:46.572	17	2 T	123,651	3:16.824	128,106
8	4	2		SWISTOWSKI J	F	PORSCHE 944 Turbo	1:02:53.742	17	5:07.170	113,586	3:29.990	120,074
9	55	2		MARTIN C	F	PORSCHE 914/6	1:03:07.393	17	5:20.821	113,177	3:31.145	119,417
10	22	2		BREUGNOT J	F	PORSCHE 911	1:03:21.427	16	3 T	106,126	3:42.819	113,161
11	777	2		TRICHET L	F	WESTFIELD	1:04:13.123	16	0:51.696	104,702	3:39.993	114,615
12	19	2		GAUTIER P	F	PORSCHE 911/3200cc	1:01:34.540	15	4 T	102,372	3:51.966	108,699
13	48	2		LEYGOUTE P/CHAIGNON L	F/F	CHEVROLET Corvette	1:01:45.369	14	5 T	095,268	3:35.129	117,206
-- Fastest lap --												
2	2			TERRIOU C/DROUILLEAU V	F/F	PORSCHE RSR/3800cc		18			3:09.253	133,231
Classe 3												
1	34	3		JACQUET X	F	LOTUS SEVEN	1:03:06.743	17		113,196	3:33.670	118,006
2	18	3		TOURNET R	F	LOTUS SEVEN	1:04:27.002	17	1:20.259	110,847	3:40.613	114,292
3	7	3		GASO P	F	LOTUS SEVEN	1:04:43.045	17	1:36.302	110,389	3:37.934	115,697
4	9	3		ODIN C	F	LOTUS SEVEN	1:01:43.231	16	1 T	108,940	3:44.615	112,256
5	6	3		GRAILLE F	F	LOTUS SEVEN	1:02:10.765	16	0:27.534	108,136	3:41.192	113,993
6	39	3		KOENIG P	F	CATERHAM	1:02:15.290	16	0:32.059	108,005	3:44.258	112,435
7	68	3		GAVAUDAN J	F	LOTUS SEVEN	1:04:29.348	16	2:46.117	104,263	3:53.515	107,978
8	28	3		THIRY B	B	LOTUS SEVEN	1:05:27.119	15	2 T	096,309	3:48.423	110,385
9	30	3		BOUVIER P	F	CATERHAM	1:04:00.440	14	3 T	091,917	4:21.318	096,489
-- Fastest lap --												
34	3			JACQUET X	F	LOTUS SEVEN		17			3:33.670	118,006
-- RETIREMENTS --												

The results are provisional until the end of the time limit for protest and appeals

Spa-Francorchamps

Time limit for protest expires 30' at the latest after publication of the results - Time :

Circuit Length = 7,004 km

Results are suspended till the end of scrutineering

Clerk of the course: MUNSTERS JY	Timekeeper: R.I.S.
----------------------------------	--------------------



Trophée
Lotus



9 - Equipe de France VH

Race

Pos	No	Cl	T.	Drivers	Nat	Veh	Time	L.	Gap	Km/H	Best	Km/H
Groupe 1												
1	118	1		DELANNOY P	F	PORSCHE 911 2,7 RS	1:02:35.224	18		120 861	3:23.701	123,781
2	45	1		PEREIRA M	F	PORSCHE 911 2,7 RS	1:04:23.015	18	1:47.791	117 488	3:27.129	121,733
3	14	1		VACHER J	F	LOTUS Elan	1:04:01.479	17	1 T	111 583	3:34.656	117,464
4	67	1		CALAS S	F	AUSTIN Cooper S	1:04:37.123	17	0:35.644	110 557	3:35.652	116,922
5	62	1		HOYEZ J	F	PORSCHE 911 SC 3,0	1:02:01.465	16	2 T	108 406	3:41.377	113,898
6	20	1		DANIEL J	F	PORSCHE 911 2 litres	1:03:09.324	16	1:07.859	106 465	3:38.929	115,172
7	175	1		MONTEL	F	MGB	1:01:16.717	14	4 T	96 010	4:01.256	104,513
8	121	1		DOE J	F	FORD Capri RS 3100	1:01:44.646	14	0:27.929	95 286	3:51.175	109,071
9	46	1		SCHOCH B/BOURMAULT J	F/F	AC ACE	1:02:04.358	13	5 T	88 012	4:35.189	091,626
10	146	1		BOURMAULT J/SCHOCH B	F/F	AUSTIN HEALEY 3000	1:01:52.407	10	8 T	67 919	4:17.314	097,991
11	60	1		CHOLLEY A	F	LOTUS Elan	0:46:53.120	2	16 T	17 926	42:11.614	009,960
-- Fastest lap --												
	118	1		DELANNOY P	F	PORSCHE 911 2,7 RS		17			3:23.701	123,781
Groupe 2												
1	1	2		LEFEBVRE F	F	AUDI Quattro	1:01:19.037	19		130 217	3:10.754	132,183
2	2	2		TERRIOU C/DROUILLEAU V	F/F	PORSCHE RSR/3800cc	1:02:35.503	19	1:16.466	127 566	3:09.253	133,231
3	87	2		FUET P	F	BMW E 36C/	1:04:21.882	19	3:02.845	124 052	3:17.477	127,683
4	16	2		DESMAELE M	F	PORSCHE 964	1:02:05.036	18	1 T	121 840	3:18.152	127,248
5	17	2		ROUX J	F	FORD GT 40	1:03:04.611	18	0:59.575	119 922	3:14.598	129,572
6	73	2		FAIVRE E	F	VW Cox/2400	1:03:19.397	18	1:14.361	119 456	3:19.636	126,302
7	40	2		CHOUCROUN V	F	VENTURI Trophée	0:57:46.572	17	2 T	123 651	3:16.824	128,106
8	4	2		SWISTOWSKI J	F	PORSCHE 944 Turbo	1:02:53.742	17	5:07.170	113 586	3:29.990	120,074
9	55	2		MARTIN C	F	PORSCHE 914/6	1:03:07.393	17	5:20.821	113 177	3:31.145	119,417
10	22	2		BREUGNOT J	F	PORSCHE 911	1:03:21.427	16	3 T	106 126	3:42.819	113,161
11	777	2		TRICHET L	F	WESTFIELD	1:04:13.123	16	0:51.696	104 702	3:39.993	114,615
12	19	2		GAUTIER P	F	PORSCHE 911/3200cc	1:01:34.540	15	4 T	102 372	3:51.966	108,699
13	48	2		LEYGOUTE P/CHAIGNON L	F/F	CHEVROLET Corvette	1:01:45.369	14	5 T	95 268	3:35.129	117,206
-- Fastest lap --												
	2	2		TERRIOU C/DROUILLEAU V	F/F	PORSCHE RSR/3800cc		18			3:09.253	133,231
Groupe 3												
1	34	3		JACQUET X	F	LOTUS SEVEN	1:03:06.743	17		113 196	3:33.670	118,006
2	18	3		TOURNET R	F	LOTUS SEVEN	1:04:27.002	17	1:20.259	110 847	3:40.613	114,292
3	7	3		GASO P	F	LOTUS SEVEN	1:04:43.045	17	1:36.302	110 389	3:37.934	115,697
4	9	3		ODIN C	F	LOTUS SEVEN	1:01:43.231	16	1 T	108 940	3:44.615	112,256
5	6	3		GRAILLE F	F	LOTUS SEVEN	1:02:10.765	16	0:27.534	108 136	3:41.192	113,993
6	39	3		KOENIG P	F	CATERHAM	1:02:15.290	16	0:32.059	108 005	3:44.258	112,435
7	68	3		GAVAUDAN J	F	LOTUS SEVEN	1:04:29.348	16	2:46.117	104 263	3:53.515	107,978
8	28	3		THIRY B	B	LOTUS SEVEN	1:05:27.119	15	2 T	96 309	3:48.423	110,385
9	30	3		BOUVIER P	F	CATERHAM	1:04:00.440	14	3 T	91 917	4:21.318	096,489
-- Fastest lap --												
	34	3		JACQUET X	F	LOTUS SEVEN		17			3:33.670	118,006
-- RETIREMENTS --												

The results are provisional until the end of the time limit for protest and appeals

Spa-Francorchamps

Time limit for protest expires 30' at the latest after publication of the results - Time :

Circuit Length = 7,004 km

Results are suspended till the end of scrutineering

Clerk of the course:MUNSTERS JY		Timekeeper:R.I.S.
---------------------------------	--	-------------------



9 Equipe de France VH

Race

Best Sector

#	N°	Name	Sector1	#	N°	Name	Sector 2	#	N°	Name	Sector 3	#	N°	Name	Best lap	Ideal lap
1	1		48.747	1	2		1:28.705	1	1		49.140	1	2		3:10.152	3:09.456
2	2		50.848	2	1		1:32.053	2	2		49.903	2	1		3:10.755	3:09.940
3	40		53.496	3	40		1:33.223	3	40		51.197	3	40		3:17.939	3:17.916
4	17		53.503	4	87		1:33.245	4	17		51.338	4	17		3:19.238	3:19.085
5	87		53.878	5	16		1:33.922	5	87		51.608	5	87		3:20.554	3:18.731
6	73		54.718	6	17		1:34.244	6	16		52.091	6	16		3:24.242	3:21.283
7	118		55.053	7	73		1:34.642	7	73		52.904	7	73		3:24.561	3:22.264
8	16		55.270	8	118		1:35.785	8	45		53.323	8	118		3:25.754	3:24.200
9	45		56.366	9	45		1:37.049	9	118		53.362	9	45		3:27.129	3:26.738
10	48		58.079	10	34		1:41.356	10	55		54.792	10	4		3:37.093	3:36.625
11	55		58.132	11	4		1:41.357	11	4		56.159	11	55		3:37.950	3:34.704
12	4		59.109	12	67		1:41.780	12	67		56.241	12	34		3:38.912	3:38.190
13	34		59.797	13	55		1:41.780	13	34		57.037	13	67		3:40.240	3:38.527
14	67		1:00.506	14	14		1:43.019	14	48		57.224	14	48		3:40.748	3:38.467
15	6		1:00.610	15	48		1:43.164	15	20		57.839	15	18		3:43.667	3:43.077
16	14		1:00.798	16	18		1:43.688	16	6		58.088	16	9		3:45.225	3:44.757
17	7		1:00.822	17	7		1:43.959	17	18		58.187	17	14		3:45.382	3:43.181
18	9		1:01.054	18	20		1:44.083	18	7		58.699	18	7		3:45.703	3:43.480
19	18		1:01.202	19	777		1:44.399	19	9		58.758	19	6		3:46.105	3:46.045
20	62		1:01.258	20	9		1:44.945	20	39		58.984	20	20		3:47.131	3:43.943
21	28		1:01.503	21	39		1:45.758	21	22		59.253	21	39		3:48.228	3:47.525
22	20		1:02.021	22	121		1:46.142	22	14		59.364	22	28		3:48.423	3:47.489
23	777		1:02.362	23	28		1:46.259	23	777		59.419	23	62		3:50.283	3:47.431
24	39		1:02.783	24	62		1:46.319	24	28		59.727	24	777		3:50.559	3:46.180
25	68		1:03.431	25	22		1:46.405	25	62		59.854	25	22		3:50.605	3:49.895
26	22		1:04.237	26	6		1:47.347	26	68		1:00.707	26	68		3:57.256	3:53.676
27	19		1:05.891	27	68		1:49.538	27	19		1:03.054	27	121		4:00.643	3:55.566
28	121		1:05.990	28	19		1:50.020	28	121		1:03.434	28	19		4:06.006	3:58.965
29	175		1:08.257	29	175		1:52.996	29	175		1:04.939	29	175		4:07.960	4:06.192
30	146		1:08.685	30	60		1:59.374	30	146		1:06.591	30	146		4:17.528	4:15.281
31	30		1:11.725	31	146		2:00.005	31	30		1:10.159	31	30		4:29.495	4:24.981
32	60		1:16.867	32	30		2:03.097	32	46		1:14.252	32	46		4:41.254	4:40.360
33	46		1:20.489	33	46		2:05.619	33	60		1:25.228	33	60		4:41.469	4:41.469
								34	168		> 10 Min	34	60		4:41.469	4:41.469

Trophée
Lotus**9 - Equipe de France VH****Race**

Temps par voiture

1											
1	00:06:33.014	6:33.014	2	00:09:49.617	3:16.603	3	00:13:05.064	3:15.447	4	00:16:22.422	3:17.358
5	00:19:37.089	3:14.667	6	00:22:51.553	3:14.464	7	00:26:04.052	3:12.499	8	00:29:17.438	3:13.386
9	00:32:30.132	3:12.694	10	00:35:42.663	3:12.531	11	00:38:54.316	3:11.653	12	00:42:05.947	3:11.631
13	00:45:18.225	3:12.278	14	00:48:28.979	3:10.754	15	00:51:41.067	3:12.088	16	00:54:53.498	3:12.431
17	00:58:04.724	3:11.226	18	01:01:19.037	3:14.313						

2											
1	00:03:18.123	3:18.123	2	00:06:33.856	3:15.733	3	00:09:49.870	3:16.014	4	00:13:05.724	3:15.854
5	00:16:22.883	3:17.159	6	00:19:38.106	3:15.223	7	00:22:52.142	3:14.036	8	00:26:04.423	3:12.281
9	00:29:14.878	3:10.455	10	00:32:25.030	3:10.152	11	00:35:37.805	3:12.775	12	00:38:59.436	3:21.631 G
13	00:43:24.441	4:25.005	14	00:46:43.805	3:19.364	15	00:49:54.228	3:10.423	16	00:53:05.311	3:11.083
17	00:56:15.354	3:10.043	18	00:59:24.607	3:09.253	19	01:02:35.503	3:10.896			

4											
1	00:04:06.759	4:06.759	2	00:07:59.773	3:53.014	3	00:11:52.439	3:52.666	4	00:15:39.491	3:47.052
5	00:19:22.290	3:42.799	6	00:23:08.816	3:46.526	7	00:26:54.073	3:45.257	8	00:30:34.032	3:39.959
9	00:34:11.124	3:37.092	10	00:37:49.642	3:38.518	11	00:41:28.984	3:39.342	12	00:45:06.864	3:37.880
13	00:48:45.583	3:38.719	14	00:52:20.885	3:35.302	15	00:55:52.635	3:31.750	16	00:59:22.625	3:29.990
17	01:02:53.742	3:31.117									

6											
1	00:04:03.626	4:03.626	2	00:08:06.911	4:03.285	3	00:12:08.682	4:01.771	4	00:16:10.617	4:01.935
5	00:20:07.754	3:57.137	6	00:24:02.817	3:55.063	7	00:27:57.383	3:54.566	8	00:31:51.536	3:54.153
9	00:35:40.874	3:49.338	10	00:39:29.152	3:48.278	11	00:43:16.441	3:47.289	12	00:47:02.546	3:46.105
13	00:50:48.065	3:45.519	14	00:54:35.828	3:47.763	15	00:58:17.020	3:41.192	16	01:02:10.765	3:53.745

7											
1	00:03:54.275	3:54.275	2	00:07:46.495	3:52.220	3	00:11:44.002	3:57.507	4	00:15:37.971	3:53.969
5	00:19:31.150	3:53.179	6	00:23:21.009	3:49.859	7	00:27:13.026	3:52.017	8	00:31:03.347	3:50.321
9	00:34:51.305	3:47.958	10	00:38:39.833	3:48.528	11	00:42:27.566	3:47.733	12	00:46:13.268	3:45.702
13	00:50:01.407	3:48.139	14	00:53:45.339	3:43.932	15	00:57:25.837	3:40.498	16	01:01:05.111	3:39.274
17	01:04:43.045	3:37.934									

9											
1	00:03:59.752	3:59.752	2	00:07:56.075	3:56.323	3	00:11:50.985	3:54.910	4	00:15:49.458	3:58.473
5	00:19:44.047	3:54.589	6	00:23:37.451	3:53.404	7	00:27:34.393	3:56.942	8	00:31:30.338	3:55.945
9	00:35:21.893	3:51.555	10	00:39:09.251	3:47.358	11	00:42:56.725	3:47.474	12	00:46:41.950	3:45.225
13	00:50:26.958	3:45.008	14	00:54:11.573	3:44.615	15	00:57:57.419	3:45.846	16	01:01:43.231	3:45.812

14											
1	00:04:00.876	4:00.876	2	00:07:53.345	3:52.469	3	00:11:44.922	3:51.577	4	00:15:32.872	3:47.950
5	00:19:20.549	3:47.677	6	00:23:10.478	3:49.929	7	00:26:58.476	3:47.998	8	00:30:46.876	3:48.400
9	00:34:34.896	3:48.020	10	00:38:21.347	3:46.451	11	00:42:09.433	3:48.086	12	00:45:54.814	3:45.381
13	00:49:36.810	3:41.996	14	00:53:12.113	3:35.303	15	00:56:50.434	3:38.321	16	01:00:25.090	3:34.656
17	01:04:01.479	3:36.389									

16											
1	00:03:43.258	3:43.258	2	00:07:13.104	3:29.846	3	00:10:43.251	3:30.147	4	00:14:16.127	3:32.876
5	00:17:46.358	3:30.231	6	00:21:12.406	3:26.048	7	00:24:41.285	3:28.879	8	00:28:06.757	3:25.472
9	00:31:34.471	3:27.714	10	00:34:59.714	3:25.243	11	00:38:25.230	3:25.516	12	00:41:51.585	3:26.355
13	00:45:21.011	3:29.426	14	00:48:45.253	3:24.242	15	00:52:03.405	3:18.152	16	00:55:23.364	3:19.959
17	00:58:41.872	3:18.508	18	01:02:05.036	3:23.164						

17											
1	00:03:44.601	3:44.601	2	00:07:35.228	3:50.627	3	00:11:21.840	3:46.612	4	00:15:02.384	3:40.544
5	00:18:42.926	3:40.542	6	00:22:23.719	3:40.793	7	00:25:58.285	3:34.566	8	00:29:29.120	3:30.835
9	00:33:02.079	3:32.959	10	00:36:27.892	3:25.813	11	00:39:53.150	3:25.258	12	00:43:15.342	3:22.192
13	00:46:34.579	3:19.237	14	00:49:53.926	3:19.347	15	00:53:13.496	3:19.570	16	00:56:35.035	3:21.539
17	00:59:49.633	3:14.598	18	01:03:04.611	3:14.978						

18											
1	00:04:01.595	4:01.595	2	00:07:54.662	3:53.067	3	00:11:46.955	3:52.293	4	00:15:39.146	3:52.191
5	00:19:27.479	3:48.333	6	00:23:17.264	3:49.785	7	00:27:03.790	3:46.526	8	00:30:51.719	3:47.929
9	00:34:39.078	3:47.359	10	00:38:25.608	3:46.530	11	00:42:10.657	3:45.049	12	00:45:54.323	3:43.666
13	00:49:36.511	3:42.188	14	00:53:19.761	3:43.250	15	00:57:04.789	3:45.028	16	01:00:45.402	3:40.613
17	01:04:27.002	3:41.600									

19											
1	00:04:13.806	4:13.806	2	00:08:28.511	4:14.705	3	00:12:54.133	4:25.622	4	00:17:02.137	4:08.004
5	00:21:09.579	4:07.442	6	00:25:16.967	4:07.388	7	00:29:22.973	4:06.006	8	00:33:30.173	4:07.200
9	00:37:38.674	4:08.501	10	00:41:46.228	4:07.554	11	00:45:53.228	4:07.000	12	00:49:53.702	4:00.474
13	00:53:49.734	3:56.032	14	00:57:41.700	3:51.966	15	01:01:34.540	3:52.840			

20											
1	00:04:08.773	4:08.773	2	00:08:09.204	4:00.431	3	00:12:05.199	3:55.995	4	00:16:18.803	4:13.604 G
5	00:21:24.292	5:05.489	6	00:25:17.848	3:53.556	7	00:29:13.867	3:56.019	8	00:33:05.996	3:52.129
9	00:37:01.856	3:55.860	10	00:40:49.405	3:47.549	11	00:44:39.598	3:50.193	12	00:48:26.729	3:47.131
13	00:52:08.705	3:41.976	14	00:55:49.668	3:40.963	15	00:59:30.395	3:40.727	16	01:03:09.324	3:38.929

22											
1	00:04:22.946	4:22.946	2	00:08:30.166	4:07.220	3	00:12:39.077	4:08.911	4	00:16:44.675	4:05.598
5	00:20:48.080	4:03.405	6	00:24:51.482	4:03.402	7	00:28:45.844	3:54.362	8	00:32:41.165	3:55.321
9	00:36:37.021	3:55.856	10	00:40:30.647	3:53.626	11	00:44:22.522	3:51.875	12	00:48:13.128	3:50.606
13	00:52:02.350	3:49.222	14	00:55:50.310	3:47.960	15	00:59:38.608	3:48.298	16	01:03:21.427	3:42.819

28											
1	00:04:12.663	4:12.663	2	00:08:14.325	4:01.662	3	00:12:15.864	4:01.539	4	00:16:16.373	4:00.509
5	00:20:11.410	3:55.037	6	00:24:06.153	3:54.743	7	00:28:01.019	3:54.866	8	00:31:52.502	3:51.483
9	00:35:43.989	3:51.487	10	00:39:32.821	3:48.832	11	00:43:21.244	3:48.423	12	00:50:32.880	7:11.636
13	00:55:34.806	5:01.926 G	14	01:01:03.849	5:29.043	15	01:05:27.119	4:23.270			

30											
1	00:04:44.404	4:44.404	2	00:09:20.214	4:35.810	3	00:13:57.380	4:37.166	4	00:18:33.369	4:35.989
5	00:23:18.041	4:44.672	6	00:27:50.998	4:32.957	7	00:32:22.655	4:31.657	8	00:36:58.240	4:35.585
9	00:41:27.736	4:29.496	10	00:46:04.954	4:37.218	11	00:50:35.821	4:30.867	12	00:55:06.552	4:30.731
13	00:59:27.870	4:21.318	14	01:04:00.440	4:32.570						

34											
1	00:03:42.954	3:42.954	2	00:07:37.954	3:55.000	3	00:11:26.874	3:48.920	4	00:15:15.120	3:48.246
5	00:19:03.607	3:48.487	6	00:22:49.359	3:45.752	7	00:26:32.957	3:43.598	8	00:30:15.609	3:42.652
9	00:33:59.743	3:44.134	10	00:37:42.986	3:43.243	11	00:41:25.047	3:42.061	12	00:45:04.497	3:39.450
13	00:48:43.410	3:38.913	14	00:52:22.059	3:38.649	15	00:55:58.105	3:36.046	16	00:59:33.073	3:34.968
17	01:03:06.743	3:33.670									

39											
1	00:04:04.057	4:04.057	2	00:07:59.784	3:55.727	3	00:11:56.708	3:56.924	4	00:15:54.576	3:57.868

5	00:19:53.268	3:58.692	6	00:23:49.443	3:56.175	7	00:27:46.265	3:56.822	8	00:31:40.723	3:54.458
9	00:35:36.486	3:55.763	10	00:39:27.834	3:51.348	11	00:43:17.914	3:50.080	12	00:47:06.141	3:48.227
13	00:50:53.836	3:47.695	14	00:54:44.651	3:50.815	15	00:58:31.032	3:46.381	16	01:02:15.290	3:44.258

40

1	00:03:37.681	3:37.681	2	00:07:04.895	3:27.214	3	00:10:31.092	3:26.197	4	00:13:56.630	3:25.538
5	00:17:20.183	3:23.553	6	00:20:44.630	3:24.447	7	00:24:06.954	3:22.324	8	00:27:38.999	3:32.045
9	00:31:03.386	3:24.387	10	00:34:29.305	3:25.919	11	00:37:50.597	3:21.292	12	00:41:11.710	3:21.113
13	00:44:29.649	3:17.939	14	00:47:54.745	3:25.096	15	00:51:11.608	3:16.863	16	00:54:29.748	3:18.140
17	00:57:46.572	3:16.824									

45

1	00:03:58.034	3:58.034	2	00:07:42.128	3:44.094	3	00:11:23.011	3:40.883	4	00:15:01.460	3:38.449
5	00:18:39.357	3:37.897	6	00:22:15.214	3:35.857	7	00:25:46.146	3:30.932	8	00:29:20.016	3:33.870
9	00:32:53.792	3:33.776	10	00:36:27.472	3:33.680	11	00:39:54.601	3:27.129	12	00:43:23.129	3:28.528
13	00:46:58.714	3:35.585	14	00:50:28.259	3:29.545	15	00:53:57.544	3:29.285	16	00:57:25.978	3:28.434
17	01:00:53.403	3:27.425	18	01:04:23.015	3:29.612						

46

1	00:05:05.034	5:05.034	2	00:09:49.774	4:44.740	3	00:14:39.624	4:49.850	4	00:19:34.811	4:55.187
5	00:24:25.837	4:51.026	6	00:29:16.077	4:50.240	7	00:34:02.034	4:45.957	8	00:38:46.427	4:44.393
9	00:43:33.971	4:47.544	10	00:48:15.225	4:41.254	11	00:52:53.525	4:38.300	12	00:57:29.169	4:35.644
13	01:02:04.358	4:35.189									

48

1	00:04:08.321	4:08.321	2	00:08:18.963	4:10.642	3	00:12:27.456	4:08.493	4	00:16:36.549	4:09.093
5	00:20:52.554	4:16.005 G	6	00:32:12.386	11:19.832	7	00:35:58.303	3:45.917	8	00:39:45.619	3:47.316
9	00:43:30.465	3:44.846	10	00:47:11.213	3:40.748	11	00:50:49.613	3:38.400	12	00:54:28.878	3:39.265
13	00:58:04.007	3:35.129	14	01:01:45.369	3:41.362						

55

1	00:04:01.813	4:01.813	2	00:07:56.952	3:55.139	3	00:11:51.810	3:54.858	4	00:15:42.030	3:50.220
5	00:19:28.902	3:46.872	6	00:23:14.142	3:45.240	7	00:26:58.882	3:44.740	8	00:30:39.222	3:40.340
9	00:34:18.686	3:39.464	10	00:37:58.669	3:39.983	11	00:41:37.009	3:38.340	12	00:45:14.959	3:37.950
13	00:48:52.979	3:38.020	14	00:52:28.467	3:35.488	15	00:56:03.868	3:35.401	16	00:59:36.248	3:32.380
17	01:03:07.393	3:31.145									

60

1	00:04:41.506	4:41.506 G	2	00:46:53.120	42:11.614 G						
---	--------------	-------------------	---	--------------	-------------	--	--	--	--	--	--

62

1	00:03:57.648	3:57.648	2	00:07:52.765	3:55.117	3	00:11:45.871	3:53.106	4	00:15:41.590	3:55.719
5	00:19:39.632	3:58.042	6	00:23:35.547	3:55.915	7	00:27:32.906	3:57.359	8	00:31:28.934	3:56.028
9	00:35:23.693	3:54.759	10	00:39:16.572	3:52.879	11	00:43:08.845	3:52.273	12	00:46:59.127	3:50.282
13	00:50:47.430	3:48.303	14	00:54:37.625	3:50.195	15	00:58:19.002	3:41.377	16	01:02:01.465	3:42.463

67

1	00:03:48.604	3:48.604	2	00:07:34.502	3:45.898	3	00:11:21.717	3:47.215	4	00:15:07.477	3:45.760
5	00:18:52.920	3:45.443	6	00:22:37.405	3:44.485	7	00:26:23.914	3:46.509	8	00:30:10.041	3:46.127
9	00:34:00.601	3:50.560 G	10	00:39:08.088	5:07.487	11	00:42:48.327	3:40.239	12	00:46:29.359	3:41.032
13	00:50:08.374	3:39.015	14	00:53:44.026	3:35.652	15	00:57:20.778	3:36.752	16	01:00:58.922	3:38.144
17	01:04:37.123	3:38.201									

68

1	00:04:04.986	4:04.986	2	00:08:08.278	4:03.292	3	00:12:15.045	4:06.767	4	00:16:26.984	4:11.939
5	00:20:29.955	4:02.971	6	00:24:41.105	4:11.150	7	00:28:47.998	4:06.893	8	00:32:51.570	4:03.572
9	00:36:53.667	4:02.097	10	00:40:52.814	3:59.147	11	00:44:50.070	3:57.256	12	00:48:49.652	3:59.582
13	00:52:43.501	3:53.849	14	00:56:42.225	3:58.724	15	01:00:35.740	3:53.515	16	01:04:29.348	3:53.608

73

1	00:03:43.938	3:43.938	2	00:07:27.993	3:44.055	3	00:11:08.344	3:40.351	4	00:14:47.953	3:39.609
---	--------------	----------	---	--------------	----------	---	--------------	----------	---	--------------	----------

5	00:18:26.639	3:38.686	6	00:22:02.342	3:35.703	7	00:25:37.241	3:34.899	8	00:29:11.183	3:33.942
9	00:32:43.848	3:32.665	10	00:36:16.022	3:32.174	11	00:39:45.460	3:29.438	12	00:43:10.973	3:25.513
13	00:46:35.534	3:24.561	14	00:49:56.041	3:20.507	15	00:53:15.677	3:19.636	16	00:56:36.343	3:20.666
17	00:59:56.623	3:20.280	18	01:03:19.397	3:22.774						

87											
1	00:03:25.244	3:25.244	2	00:06:53.716	3:28.472	3	00:10:22.822	3:29.106	4	00:13:51.189	3:28.367
5	00:17:16.476	3:25.287	6	00:20:42.380	3:25.904	7	00:24:06.265	3:23.885	8	00:27:33.858	3:27.593
9	00:30:57.437	3:23.579	10	00:34:18.742	3:21.305	11	00:37:39.296	3:20.554	12	00:41:00.158	3:20.862
13	00:44:20.971	3:20.813	14	00:47:43.981	3:23.010	15	00:51:03.761	3:19.780	16	00:54:25.596	3:21.835
17	00:57:43.073	3:17.477	18	01:01:01.702	3:18.629	19	01:04:21.882	3:20.180			

118											
1	00:03:34.701	3:34.701	2	00:07:10.101	3:35.400	3	00:10:41.878	3:31.777	4	00:14:15.043	3:33.165
5	00:17:45.210	3:30.167	6	00:21:11.663	3:26.453	7	00:24:40.786	3:29.123	8	00:28:09.404	3:28.618
9	00:31:38.189	3:28.785	10	00:35:06.043	3:27.854	11	00:38:32.429	3:26.386	12	00:41:58.183	3:25.754
13	00:45:25.890	3:27.707	14	00:48:52.789	3:26.899	15	00:52:20.486	3:27.697	16	00:55:45.648	3:25.162
17	00:59:09.349	3:23.701	18	01:02:35.224	3:25.875						

121											
1	00:04:00.680	4:00.680	2	00:08:11.639	4:10.959	3	00:12:19.988	4:08.349	4	00:16:40.934	4:20.946
5	00:20:50.970	4:10.036	6	00:25:02.529	4:11.559	7	00:29:11.988	4:09.459	8	00:33:20.764	4:08.776
9	00:37:39.666	4:18.902 G	10	00:45:46.765	8:07.099	11	00:49:46.630	3:59.865	12	00:53:51.687	4:05.057
13	00:57:42.862	3:51.175	14	01:01:44.646	4:01.784						

146											
1	00:04:35.748	4:35.748	2	00:08:53.276	4:17.528	3	00:19:16.954	10:23.678 G	4	00:35:30.398	16:13.444
5	00:40:03.664	4:33.266	6	00:44:28.070	4:24.406	7	00:48:57.370	4:29.300	8	00:53:16.422	4:19.052
9	00:57:33.736	4:17.314	10	01:01:52.407	4:18.671						

175											
1	00:04:33.912	4:33.912	2	00:08:54.925	4:21.013	3	00:13:24.403	4:29.478 G	4	00:18:36.573	5:12.170
5	00:22:56.415	4:19.842	6	00:27:21.854	4:25.439	7	00:31:47.906	4:26.052	8	00:35:58.014	4:10.108
9	00:40:12.397	4:14.383	10	00:44:20.426	4:08.029	11	00:48:28.386	4:07.960	12	00:52:32.443	4:04.057
13	00:57:15.461	4:43.018	14	01:01:16.717	4:01.256						

777											
1	00:04:27.283	4:27.283	2	00:08:32.045	4:04.762	3	00:12:40.939	4:08.894	4	00:16:49.154	4:08.215
5	00:20:48.819	3:59.665	6	00:24:40.920	3:52.101	7	00:28:35.446	3:54.526	8	00:32:27.468	3:52.022
9	00:36:27.784	4:00.316 G	10	00:41:44.201	5:16.417	11	00:45:34.759	3:50.558	12	00:49:22.772	3:48.013
13	00:53:08.534	3:45.762	14	00:56:52.081	3:43.547	15	01:00:32.074	3:39.993	16	01:04:13.123	3:41.049

10	4	6:38.388	3:31.117		
11	34	6:51.389	3:33.670		
12	55	6:52.039	3:31.145		
13	14	7:46.125	3:36.389		
14	18	8:11.648	3:41.600		
15	67	8:21.769	3:38.201		
16	7	8:27.691	3:37.934		