




12 & 13 May 2026



CIRCUIT DE SPA
FRANCORCHAMPS

Curbstone Track Event 12-13 May

RACE Day 2

Spa Francorchamps 7,004 km

Session 3

13-05-26 13:00

Practice (45:00 Time) started at 13:00:00

Lap	Time of Day	Lap Tm	S1 Tm	S2 Tm	S3 Tm	Lap	Time of Day	Lap Tm	S1 Tm	S2 Tm	S3 Tm
(171) GRAFF #2						3	13:15:57.275	2:29.832	39.917	1:11.064	38.851
1	13:05:11.154	2:20.566	39.308	1:03.059	38.199	4	13:18:17.221	2:19.946	38.880	1:05.453	35.613
2	13:07:34.637	2:23.483	44.849	1:02.675	35.959	5	13:20:35.884	2:18.663	38.491	1:04.967	35.205
3	13:09:51.001	2:16.364	40.567	1:01.335	34.462	6	13:23:07.565	2:31.681	40.346	1:11.677	39.658
4	13:12:04.967	2:13.966	39.148	1:00.287	34.531	p7	13:26:56.991	3:49.426	38.679	1:38.951	
5	13:14:18.683	2:13.716	38.895	1:00.469	34.352	8	13:32:02.878	5:05.887		1:10.037	36.934
p6	13:16:37.285	2:18.602	39.205	1:03.661		9	13:34:24.134	2:21.256	38.785	1:06.562	35.909
7	13:21:07.426	4:30.141		1:05.047	35.544	10	13:36:51.743	2:27.609	38.789	1:06.059	42.761
8	13:23:31.142	2:23.716	40.036	1:07.274	36.406	p11	13:39:30.302	2:38.559	39.566	1:13.064	
9	13:27:43.643	4:12.501	40.294	2:05.561	1:26.646	(168) COGEMO #1					
10	13:30:46.029	3:02.386	1:19.412	1:06.644	36.330	1	13:05:11.154	2:31.480	41.723	1:10.129	39.628
11	13:33:11.894	2:25.865	42.338	1:06.632	36.895	2	13:07:50.369	2:39.215	48.774	1:11.904	38.537
12	13:35:34.041	2:22.147	41.254	1:04.947	35.946	3	13:10:15.726	2:25.357	42.535	1:06.726	36.096
13	13:38:00.783	2:26.742	40.455	1:07.785	38.502	4	13:12:36.864	2:21.138	40.684	1:04.620	35.834
p14	13:41:17.930	3:17.147	50.534	1:34.051		5	13:14:57.334	2:20.470	40.271	1:04.060	36.139
(169) COGEMO #2						6	13:17:16.151	2:18.817	39.788	1:03.870	35.159
p1	13:04:34.125	2:24.150	39.685	1:05.507		7	13:19:36.993	2:20.842	39.521	1:04.544	36.777
2	13:12:01.105	7:26.980		1:05.763	35.430	8	13:21:59.887	2:22.894	41.185	1:05.475	36.234
3	13:14:17.408	2:16.303	39.874	1:01.942	34.487	9	13:24:22.851	2:22.964	40.635	1:03.422	38.907
4	13:16:36.670	2:19.262	40.247	1:03.578	35.437	10	13:29:23.505	5:00.654	1:44.594	2:13.903	1:02.157
5	13:18:51.287	2:14.617	39.219	1:00.872	34.526	11	13:31:49.165	2:25.660	41.605	1:07.167	36.888
p6	13:21:06.810	2:15.523	38.944	1:01.284		12	13:34:11.502	2:22.337	41.345	1:04.909	36.083
7	13:29:02.422	7:55.612		2:16.660	1:20.763	p13	13:36:42.714	2:31.212	41.687	1:08.504	
8	13:31:28.541	2:26.119	43.109	1:07.701	35.309	(201) GP ELITE #2					
9	13:33:48.693	2:20.152	40.860	1:04.320	34.972	p1	13:07:08.760	2:43.724	48.317	1:11.073	
10	13:36:08.011	2:19.318	40.983	1:03.336	34.999	2	13:18:35.490	11:26.730		1:08.533	36.264
p11	13:38:40.653	2:32.642	40.221	1:04.579		3	13:20:57.445	2:21.955	39.515	1:06.858	35.559
(170) GRAFF #1						4	13:23:17.389	2:19.944	39.343	1:05.221	35.358
1	13:06:08.110	2:30.141	43.286	1:07.220	39.635	p5	13:27:05.429	3:48.040	39.206	1:36.856	
2	13:08:35.536	2:27.426	44.094	1:04.440	38.892	6	13:34:18.176	7:12.747		1:07.901	36.835
3	13:10:57.030	2:21.494	41.580	1:04.265	35.649	p7	13:36:44.088	2:25.912	40.197	1:06.327	
4	13:13:15.555	2:18.525	39.985	1:03.345	35.195	(165) ANS #1					
5	13:15:33.006	2:17.451	39.374	1:02.722	35.355	1	13:06:27.013	2:38.247	47.537	1:12.800	37.910
6	13:17:50.232	2:17.226	39.304	1:02.808	35.114	2	13:08:54.807	2:27.794	42.796	1:07.573	37.425
7	13:20:09.410	2:19.178	39.235	1:04.796	35.147	3	13:11:21.381	2:26.574	41.218	1:06.843	38.513
p8	13:22:31.439	2:22.029	39.479	1:05.226		4	13:13:45.730	2:24.349	40.899	1:06.476	36.974
9	13:33:06.371	10:34.932		1:03.953	35.735	5	13:16:09.217	2:23.487	40.701	1:06.432	36.354
10	13:35:24.797	2:18.426	39.894	1:01.464	37.068	6	13:18:29.675	2:20.458	39.953	1:04.540	35.965
11	13:37:41.134	2:16.337	39.817	1:01.237	35.283	7	13:20:53.956	2:24.281	41.430	1:06.771	36.080
p12	13:40:31.084	2:49.950	41.662	1:19.662		8	13:23:14.577	2:20.621	39.649	1:04.946	36.026
(206) NM RACING						9	13:26:58.645	3:44.068	39.397	1:35.709	1:28.962
p1	13:05:53.568	2:51.800	47.849	1:18.034		10	13:30:29.568	3:30.923	1:44.537	1:09.825	36.561
2	13:13:27.443	7:33.875		1:15.367	40.215	11	13:32:55.593	2:26.025	41.609	1:06.922	37.494
						12	13:35:23.466	2:27.873	41.606	1:08.325	37.942

Chief of Timing & Scoring

Orbits


Race Director

www.mylaps.com

Licensed to: Races Information Services SPRL



12 & 13 May 2026



CIRCUIT DE SPA
FRANCORCHAMPS

Curbstone Track Event 12-13 May

RACE Day 2

Spa Francorchamps 7,004 km

Session 3

13-05-26 13:00

Practice (45:00 Time) started at 13:00:00

Lap	Time of Day	Lap Tm	S1 Tm	S2 Tm	S3 Tm	Lap	Time of Day	Lap Tm	S1 Tm	S2 Tm	S3 Tm
p13	13:37:54.459	2:30.993	41.341	1:06.859		3	13:19:29.349	2:24.373	40.961	1:06.773	36.593
(200) GP ELITE #1						p4	13:21:54.333	2:24.984	40.860	1:06.924	
1	13:18:58.481	15:33.305		1:15.754	39.974	5	13:29:21.391	7:27.058		2:11.847	49.167
2	13:21:24.157	2:25.676	39.766	1:08.981	36.929	6	13:31:54.549	2:33.158	43.172	1:11.671	38.265
3	13:23:45.262	2:21.105	39.454	1:05.864	35.787	7	13:34:25.577	2:31.028	43.085	1:09.950	37.942
p4	13:28:13.096	4:27.834	54.374	2:08.075		8	13:36:53.980	2:28.403	42.591	1:08.642	37.122
p5	13:32:54.528	4:41.432		1:08.487		p9	13:39:58.069	3:04.089	42.731	1:25.494	
(190) OMBRA #1						(191) OMBRA #2					
p1	13:05:32.272	2:31.857	42.114	1:09.968		p1	13:05:50.095	2:43.305	44.439	1:13.871	
2	13:13:07.310	7:35.038		1:08.533	36.783	2	13:13:08.491	7:18.396		1:09.384	36.755
3	13:15:30.535	2:23.225	40.527	1:06.308	36.390	3	13:15:34.106	2:25.615	41.205	1:07.532	36.878
p4	13:17:55.390	2:24.855	40.131	1:07.233		4	13:17:58.588	2:24.482	40.793	1:06.697	36.992
5	13:22:53.894	4:58.504		1:16.015	39.008	p5	13:20:30.175	2:31.587	40.820	1:07.757	
6	13:26:53.599	3:59.705	43.966	1:44.785	1:30.954	6	13:26:55.960	6:25.785		1:51.279	1:31.960
7	13:30:22.628	3:29.029	1:40.860	1:11.895	36.274	7	13:30:30.907	3:34.947	1:44.343	1:09.621	40.983
8	13:32:44.665	2:22.037	40.191	1:05.665	36.181	8	13:32:58.417	2:27.510	41.509	1:06.576	39.425
9	13:35:05.914	2:21.249	40.055	1:05.496	35.698	9	13:35:24.411	2:25.994	40.563	1:06.787	38.644
p10	13:37:31.746	2:25.832	40.039	1:05.679		p10	13:37:59.281	2:34.870	41.940	1:07.694	
(102) CLRT #2						(166) ANS #2					
1	13:05:37.535	2:29.781	41.720	1:09.826	38.235	1	13:05:43.355	2:38.351	43.282	1:15.531	39.538
p2	13:08:11.894	2:34.359	46.004	1:07.578		p2	13:08:31.448	2:48.093	46.107	1:12.304	
3	13:17:28.656	9:16.762		1:07.328	36.436	p3	13:14:32.903	6:01.455		1:13.060	
4	13:19:50.161	2:21.505	40.165	1:05.572	35.768	4	13:19:55.866	5:22.963		1:11.003	36.935
5	13:22:15.938	2:25.777	39.844	1:10.163	35.770	5	13:22:27.591	2:31.725	41.289	1:12.076	38.360
p6	13:25:05.802	2:49.864	39.996	1:06.524		p6	13:25:22.231	2:54.640	40.852	1:06.786	
7	13:33:28.101	8:22.299		1:21.830	39.181	7	13:32:04.326	6:42.095		1:10.847	37.664
8	13:35:54.758	2:26.657	42.029	1:07.821	36.807	8	13:34:29.279	2:24.953	41.264	1:06.765	36.924
p9	13:38:33.572	2:38.814	41.170	1:07.465		9	13:36:55.385	2:26.106	41.442	1:07.666	36.998
(192) OMBRA #23						(131) SENKYR #4					
p1	13:05:34.046	2:34.696	43.340	1:12.492		1	13:08:24.683	2:50.868	55.268	1:13.762	41.838
2	13:08:08.728	2:34.682		1:09.228	38.534	2	13:10:55.455	2:30.772	43.184	1:09.585	38.003
3	13:10:34.139	2:25.411	41.947	1:06.899	36.565	3	13:13:23.979	2:28.524	41.764	1:09.282	37.478
4	13:12:58.335	2:24.196	40.938	1:06.477	36.781	4	13:15:50.158	2:26.179	41.284	1:07.765	37.130
5	13:15:22.595	2:24.260	41.295	1:06.363	36.602	5	13:18:16.217	2:26.059	41.211	1:07.738	37.110
p6	13:17:47.043	2:24.448	40.933	1:06.145		6	13:20:44.003	2:27.786	41.570	1:08.690	37.526
7	13:22:51.560	5:04.517		1:17.008	39.498	7	13:23:12.445	2:28.442	41.366	1:09.698	37.378
p8	13:26:51.996	4:00.436	43.872	1:44.024		p8	13:27:03.792	3:51.347	40.974	1:37.486	
9	13:31:57.651	5:05.655		1:10.616	39.632	9	13:32:09.303	5:05.511		1:10.910	39.045
p10	13:34:35.988	2:38.337	42.835	1:11.005		10	13:34:41.489	2:32.186	42.527	1:11.269	38.390
(132) SENKYR #5						(133) SENKYR #6					
1	13:14:38.218	11:34.893		1:11.351	38.069	1	13:09:30.413	2:45.184	49.838	1:15.262	40.084
2	13:17:04.976	2:26.758	41.542	1:07.862	37.305						


Chief of Timing & Scoring

Orbits


Race Director

www.mylaps.com

Licensed to: Races Information Services SPRL



12 & 13 May 2026



CIRCUIT DE SPA FRANCORCHAMPS

Curbstone Track Event 12-13 May

RACE Day 2

Spa Francorchamps 7,004 km

Session 3

13-05-26 13:00

Practice (45:00 Time) started at 13:00:00

Lap	Time of Day	Lap Tm	S1 Tm	S2 Tm	S3 Tm	Lap	Time of Day	Lap Tm	S1 Tm	S2 Tm	S3 Tm
2	13:12:04.985	2:34.572	42.695	1:11.576	40.301	p6	13:29:30.816	10:36.591	42.262	8:57.283	
3	13:14:38.079	2:33.094	43.211	1:11.597	38.286						
4	13:17:08.983	2:30.904	43.090	1:10.046	37.768	(135) SENKYR #8					
5	13:19:37.454	2:28.471	41.710	1:08.950	37.811	1	13:11:59.763	5:29.478		1:16.023	39.865
p6	13:22:14.829	2:37.375	41.831	1:12.255		2	13:14:35.676	2:35.913	43.862	1:12.857	39.194
7	13:30:13.458	7:58.629		2:03.840	47.215	3	13:17:12.566	2:36.890	43.097	1:13.208	40.585
8	13:33:10.112	2:56.654	45.862	1:24.784	46.008	4	13:19:45.981	2:33.415	42.879	1:11.704	38.832
9	13:36:03.571	2:53.459	47.621	1:22.080	43.758	5	13:22:21.990	2:36.009	42.287	1:15.167	38.555
p10	13:39:05.696	3:02.125	45.254	1:21.043		p6	13:25:23.787	3:01.797	42.319	1:13.617	
						7	13:32:11.509	6:47.722		1:15.699	39.126
(207) QUINNTECH						8	13:34:45.862	2:34.353	42.998	1:12.011	39.344
p1	13:08:29.773	3:07.472	1:02.207	1:16.585		p9	13:37:25.010	2:39.148	43.305	1:11.874	
2	13:16:00.033	7:30.260		1:12.610	38.889						
3	13:18:29.149	2:29.116	42.249	1:09.104	37.763	(136) SENKYR #9					
4	13:21:01.155	2:32.006	41.508	1:12.427	38.071	1	13:14:14.158	9:34.956		1:14.585	43.047
5	13:23:30.864	2:29.709	41.628	1:09.828	38.253	2	13:16:53.463	2:39.305	44.835	1:14.302	40.168
p6	13:27:49.325	4:18.461	42.675	2:05.172		3	13:19:27.638	2:34.175	43.198	1:11.794	39.183
p7	13:43:04.687	15:15.362		1:45.389		4	13:22:04.534	2:36.896	43.092	1:13.124	40.680
						p5	13:25:05.079	3:00.545	42.701	1:11.926	
(173) ORCHID #2						6	13:32:07.026	7:01.947		1:12.540	41.268
1	13:16:47.370	13:35.550		1:12.739	38.003	p7	13:34:54.861	2:47.835	43.251	1:17.580	
2	13:19:16.530	2:29.160	41.762	1:08.802	38.596						
p3	13:21:48.199	2:31.669	41.163	1:10.174		(199) CAR WORLD					
4	13:32:54.906	11:06.707		1:09.703	38.104	1	13:05:34.895	2:42.266	45.944	1:15.496	40.826
5	13:35:26.040	2:31.134	41.531	1:08.873	40.730	p2	13:08:17.951	2:43.056	47.072	1:14.673	
p6	13:38:00.475	2:34.435	41.087	1:08.033		3	13:13:37.564	5:19.613		1:14.103	39.591
						4	13:16:13.546	2:35.982	43.174	1:12.731	40.077
(137) SENKYR #10						p5	13:18:49.258	2:35.712	43.077	1:11.929	
1	13:07:25.239	2:43.143	49.570	1:13.570	40.003	6	13:23:40.112	4:50.854		1:13.807	40.123
p2	13:10:03.334	2:38.095	44.016	1:10.757		7	13:27:53.090	4:12.978	49.529	1:54.183	1:29.266
3	13:14:06.430	4:03.096		1:10.357	40.415	8	13:31:00.033	3:06.943	1:12.504	1:14.479	39.960
4	13:16:38.494	2:32.064	42.598	1:10.050	39.416	p9	13:33:40.945	2:40.912	44.362	1:13.582	
5	13:19:10.576	2:32.082	41.912	1:11.725	38.445	p10	13:38:25.674	4:44.729		1:14.852	
6	13:21:42.743	2:32.167	42.042	1:11.698	38.427						
7	13:24:13.134	2:30.391	42.108	1:10.193	38.090	(210) SMC					
8	13:29:08.239	4:55.105	1:25.981	2:13.094	1:16.030	p1	13:07:07.533	3:25.838	59.131	1:34.707	
9	13:31:39.481	2:31.242	42.163	1:10.472	38.607	2	13:20:32.403	13:24.870		1:27.564	42.184
10	13:34:10.569	2:31.088	42.531	1:09.915	38.642	3	13:23:20.171	2:47.768	46.386	1:18.887	42.452
11	13:36:41.457	2:30.888	41.871	1:10.358	38.659	p4	13:27:14.144	3:53.973	42.540	1:37.508	
p12	13:39:37.380	2:55.923	42.444	1:20.103		5	13:31:08.940	3:54.796		1:16.789	41.998
						6	13:33:45.541	2:36.601	44.447	1:12.136	39.975
(128) SENKYR #1						p7	13:36:27.998	2:42.457	44.627	1:11.050	
1	13:05:49.897	2:42.276	48.877	1:12.936	40.463						
2	13:08:30.631	2:40.734	47.509	1:13.976	39.249	(172) ORCHID #1					
3	13:11:02.538	2:31.907	43.518	1:09.876	38.513	1	13:09:32.110	2:47.012	48.403	1:15.874	42.735
p4	13:13:46.464	2:43.926	42.778	1:19.676		2	13:12:16.244	2:44.134	46.273	1:16.406	41.455
5	13:18:54.225	5:07.761		1:09.206	38.793	3	13:14:57.377	2:41.133	45.538	1:14.719	40.876

Chief of Timing & Scoring

Orbits


Race Director

www.mylaps.com

Licensed to: Races Information Services SPRL



12 & 13 May 2026



CIRCUIT DE SPA
FRANCORCHAMPS

Curbstone Track Event 12-13 May

RACE Day 2

Spa Francorchamps 7,004 km

Session 3

13-05-26 13:00

Practice (45:00 Time) started at 13:00:00

Lap	Time of Day	Lap Tm	S1 Tm	S2 Tm	S3 Tm	Lap	Time of Day	Lap Tm	S1 Tm	S2 Tm	S3 Tm
4	13:17:36.807	2:39.430	44.921	1:13.876	40.633						
p5	13:20:29.165	2:52.358	44.683	1:15.913							
6	13:30:09.841	9:40.676		1:39.146	42.763						
7	13:32:48.673	2:38.832	45.923	1:12.114	40.795						
8	13:35:28.368	2:39.695	44.971	1:13.750	40.974						
p9	13:38:20.015	2:51.647	44.713	1:16.105							

(103) SQUADRA

1	13:05:42.618	2:48.025	45.409	1:20.755	41.861
p2	13:08:40.718	2:58.100	49.802	1:20.105	
3	13:13:57.514	5:16.796		1:17.846	40.445
4	13:16:36.382	2:38.868	44.358	1:14.584	39.926
p5	13:19:19.161	2:42.779	43.607	1:16.132	
6	13:24:03.523	4:44.362		1:18.850	40.716
7	13:29:05.418	5:01.895	1:26.642	2:19.133	1:16.120
p8	13:31:50.295	2:44.877	44.086	1:17.962	
9	13:36:50.547	5:00.252		1:18.646	46.105
p10	13:40:01.126	3:10.579	49.245	1:26.055	

(130) SENKYR #3

1	13:08:29.653	3:13.195	57.716	1:27.102	48.377
2	13:11:21.696	2:52.043	49.197	1:18.922	43.924
3	13:14:09.830	2:48.134	46.382	1:17.537	44.215
4	13:16:58.165	2:48.335	46.419	1:19.128	42.788
5	13:19:43.317	2:45.152	45.367	1:17.676	42.109
6	13:22:31.609	2:48.292	45.579	1:19.952	42.761
p7	13:26:16.021	3:44.412	45.150	1:28.420	
8	13:32:31.316	6:15.295		1:18.298	45.248
9	13:35:23.229	2:51.913	47.365	1:20.812	43.736
p10	13:38:30.725	3:07.496	49.129	1:21.170	

(205) BRAID

p1	13:05:27.862	2:34.905	41.840	1:10.827	
2	13:27:49.874	22:22.012		2:04.052	1:28.859
3	13:30:54.507	3:04.633	1:14.855	1:11.822	37.956
p4	13:33:48.738	2:54.231	42.604	1:23.283	

Chief of Timing & Scoring

Orbits

Race Director

www.mylaps.com

Licensed to: Races Information Services SPRL

Printed: 13-05-26 16:10:05

Page 4/4