




12 & 13 May 2026



CIRCUIT DE SPA FRANCORCHAMPS

Curbstone Track Event 12-13 May

RACE Day 1

Spa Francorchamps 7,004 km

Session 1

12-05-26 09:00

Practice started at 9:00:00

Lap	Time of Day	Lap Tm	S1 Tm	S2 Tm	S3 Tm	Lap	Time of Day	Lap Tm	S1 Tm	S2 Tm	S3 Tm
(170) GRAFF #1						6	9:24:25.270	2:21.812	38.658	1:07.250	35.904
p1	9:08:02.182	2:22.330	40.642	1:04.619		p7	9:26:55.074	2:29.804	38.971	1:09.268	
2	9:13:58.646	5:56.464		1:08.634	36.219	8	9:32:59.690	6:04.616		1:12.436	38.363
3	9:16:15.830	2:17.184	39.677	1:02.183	35.324	9	9:35:26.053	2:26.363	40.298	1:08.969	37.096
4	9:18:32.408	2:16.578	39.084	1:02.684	34.810	10	9:37:50.633	2:24.580	39.600	1:08.277	36.703
5	9:20:47.390	2:14.982	39.033	1:01.367	34.582	11	9:40:17.908	2:27.275	39.493	1:09.710	38.072
p6	9:23:05.934	2:18.544	38.902	1:01.715		p12	9:43:12.357	2:54.449	39.790	1:09.226	
7	9:28:44.933	5:38.999		1:12.471	38.830	(205) BRAID					
8	9:31:17.745	2:32.812	41.497	1:11.357	39.958	1	9:09:30.742	2:50.580	49.197	1:20.388	40.995
9	9:33:43.882	2:26.137	42.223	1:06.259	37.655	2	9:12:06.793	2:36.051	43.600	1:13.040	39.411
10	9:36:08.880	2:24.998	40.462	1:08.021	36.515	3	9:14:40.294	2:33.501	42.796	1:10.892	39.813
11	9:38:31.074	2:22.194	40.012	1:06.027	36.155	4	9:17:13.178	2:32.884	41.162	1:11.261	40.461
12	9:40:55.696	2:24.622	41.624	1:07.375	35.623	5	9:19:39.542	2:26.364	40.575	1:08.816	36.973
p13	9:43:55.842	3:00.146	40.084	1:07.380		6	9:22:05.457	2:25.915	40.729	1:08.024	37.162
(171) GRAFF #2						p7	9:24:39.807	2:34.350	39.853	1:09.483	
1	9:07:39.289	2:22.956	41.086	1:06.032	35.838	8	9:34:07.819	9:28.012		1:14.098	38.244
2	9:10:00.198	2:20.909	39.539	1:05.030	36.340	9	9:36:33.085	2:25.266	40.327	1:08.295	36.644
3	9:12:17.806	2:17.608	39.531	1:02.678	35.399	10	9:38:55.789	2:22.704	39.842	1:06.475	36.387
p4	9:14:36.837	2:19.031	39.399	1:01.856		11	9:41:17.928	2:22.139	39.412	1:06.111	36.616
5	9:18:05.923	3:29.086		1:04.803	35.150	p12	9:44:06.658	2:48.730	40.251	1:13.826	
6	9:20:22.587	2:16.664	39.222	1:02.032	35.410	(186) CLRT					
p7	9:22:41.587	2:19.000	39.214	1:02.743		1	9:09:26.084	2:33.319	42.026	1:13.450	37.843
8	9:29:22.129	6:40.542		1:10.385	38.076	2	9:11:52.001	2:25.917	40.789	1:08.318	36.810
9	9:31:49.626	2:27.497	42.209	1:07.693	37.595	3	9:14:20.739	2:28.738	41.103	1:08.444	39.191
10	9:34:18.815	2:29.189	41.470	1:07.965	39.754	4	9:16:47.180	2:26.441	41.121	1:08.226	37.094
11	9:36:49.224	2:30.409	44.863	1:07.295	38.251	p5	9:19:15.193	2:28.013	40.071	1:07.423	
12	9:39:13.561	2:24.337	41.162	1:06.312	36.863	6	9:27:05.385	7:50.192		1:19.093	43.074
13	9:41:38.467	2:24.906	42.166	1:05.767	36.973	7	9:29:36.359	2:30.974	44.154	1:10.112	36.708
p14	9:44:12.507	2:34.040	40.668	1:05.787		8	9:32:00.156	2:23.797	40.452	1:07.205	36.140
(169) COGEMO #2						9	9:34:22.356	2:22.200	39.875	1:06.357	35.968
1	9:29:43.307	2:26.102	42.192	1:07.191	36.719	10	9:36:49.939	2:27.583	44.095	1:07.209	36.279
2	9:32:08.065	2:24.758	40.818	1:06.445	37.495	11	9:39:12.440	2:22.501	40.085	1:06.193	36.223
3	9:34:30.310	2:22.245	40.971	1:04.749	36.525	p12	9:41:38.568	2:26.128	39.844	1:06.360	
4	9:36:53.414	2:23.104	40.589	1:05.842	36.673	(202) KOOPMAN #1					
5	9:39:13.893	2:20.479	40.284	1:04.295	35.900	1	9:13:46.258	2:31.409	43.150	1:10.291	37.958
6	9:41:34.859	2:20.966	40.847	1:04.200	35.919	2	9:16:15.043	2:28.785	41.747	1:08.481	38.547
p7	9:44:09.605	2:34.746	40.225	1:07.294		p3	9:18:44.479	2:29.436	41.160	1:08.042	
(206) NM RACING						4	9:23:41.176	4:56.697		1:10.167	37.310
1	9:12:19.108	2:44.634	46.538	1:17.907	40.189	5	9:26:19.581	2:38.405	40.951	1:19.534	37.910
2	9:14:50.269	2:31.161	41.718	1:11.760	37.683	6	9:28:45.853	2:26.272	40.939	1:08.168	37.156
3	9:17:17.861	2:27.592	40.456	1:10.632	36.504	7	9:31:16.296	2:30.443	41.302	1:10.845	38.280
4	9:19:41.163	2:23.302	39.467	1:08.301	35.534	8	9:33:43.237	2:26.941	40.730	1:08.286	37.915
5	9:22:03.458	2:22.295	38.684	1:07.101	36.510	9	9:36:06.981	2:23.744	40.134	1:07.195	36.402
						10	9:38:36.242	2:29.261	40.131	1:07.290	41.829

Chief of Timing & Scoring

Orbits


Race Director

www.mylaps.com

Licensed to: Races Information Services SPRL



12 & 13 May 2026



CIRCUIT DE SPA
FRANCORCHAMPS

Curbstone Track Event 12-13 May

RACE Day 1

Spa Francorchamps 7,004 km

Session 1

12-05-26 09:00

Practice started at 9:00:00

Lap	Time of Day	Lap Tm	S1 Tm	S2 Tm	S3 Tm	Lap	Time of Day	Lap Tm	S1 Tm	S2 Tm	S3 Tm
11	9:41:02.657	2:26.415	40.595	1:08.143	37.664	7	9:27:32.642	2:28.129	42.106	1:07.979	38.044
p12	9:43:59.981	2:57.324	40.129	1:06.954		8	9:29:59.815	2:27.173	41.579	1:07.760	37.834
						9	9:32:27.568	2:27.753	41.953	1:08.140	37.660
(166) ANS #2						10	9:34:53.839	2:26.271	41.219	1:07.442	37.610
1	9:08:12.225	2:24.026	42.041	1:05.457	36.528	11	9:37:22.256	2:28.417	41.334	1:08.138	38.945
2	9:10:40.906	2:28.681	40.502	1:10.248	37.931	12	9:39:51.734	2:29.478	41.955	1:10.153	37.370
p3	9:13:04.692	2:23.786	40.746	1:02.995		p13	9:42:33.793	2:42.059	41.278	1:07.625	
4	9:26:08.954	13:04.262		1:20.289	42.112	(134) SENKYR #7					
5	9:28:43.526	2:34.572	44.171	1:11.176	39.225	1	9:10:26.035	2:37.424	44.091	1:13.591	39.742
6	9:31:20.754	2:37.228	43.243	1:13.559	40.426	2	9:12:58.111	2:32.076	42.525	1:10.944	38.607
p7	9:33:57.774	2:37.020	42.980	1:10.234		3	9:15:28.091	2:29.980	42.511	1:09.381	38.088
(165) ANS #1						p4	9:18:05.349	2:37.258	43.001	1:08.643	
1	9:08:43.564	2:38.085	44.714	1:13.901	39.470	5	9:24:37.862	6:32.513		1:11.633	39.646
2	9:11:13.165	2:29.601	42.118	1:08.957	38.526	6	9:27:05.800	2:27.938	41.772	1:08.596	37.570
3	9:13:45.337	2:32.172	43.420	1:10.284	38.468	7	9:29:40.727	2:34.927	44.259	1:12.892	37.776
4	9:16:12.096	2:26.759	41.292	1:07.294	38.173	8	9:32:07.630	2:26.903	41.369	1:08.179	37.355
5	9:18:36.842	2:24.746	40.990	1:07.039	36.717	9	9:34:36.930	2:29.300	43.382	1:08.300	37.618
p6	9:21:07.266	2:30.424	40.531	1:08.231		p10	9:37:19.138	2:42.208	44.623	1:10.865	
7	9:31:01.020	9:53.754		1:32.846	49.303	(168) COGEMO #1					
8	9:34:15.384	3:14.364	51.762	1:33.390	49.212	1	9:30:53.756	2:37.180	44.032	1:12.552	40.596
9	9:37:25.034	3:09.650	49.945	1:31.558	48.147	2	9:33:22.372	2:28.616	42.432	1:08.839	37.345
10	9:40:25.816	3:00.782	48.114	1:26.473	46.195	3	9:35:49.527	2:27.155	41.506	1:08.731	36.918
p11	9:43:50.550	3:24.734	47.725	1:26.947		4	9:38:18.594	2:29.067	41.113	1:07.826	40.128
(173) ORCHID #2						5	9:40:46.285	2:27.691	40.951	1:09.964	36.776
1	9:09:50.999	2:35.980	43.871	1:12.957	39.152	p6	9:43:25.728	2:39.443	40.847	1:10.142	
2	9:12:23.381	2:32.382	42.822	1:11.470	38.090	(203) KOOPMAN #2					
3	9:14:52.228	2:28.847	41.817	1:09.255	37.775	1	9:14:18.735	2:41.360	43.576	1:16.944	40.770
4	9:17:25.761	2:33.533	41.359	1:09.908	42.266	2	9:16:52.772	2:34.037	43.135	1:11.278	39.556
5	9:19:53.640	2:27.879	40.911	1:09.350	37.618	3	9:19:22.219	2:29.447	41.885	1:09.590	37.912
p6	9:22:23.014	2:29.374	41.483	1:08.023		4	9:21:50.789	2:28.570	41.633	1:09.228	37.648
7	9:28:20.673	5:57.659		1:16.338	38.515	5	9:24:21.699	2:30.910	41.360	1:10.376	39.112
8	9:30:51.309	2:30.636	41.512	1:11.318	37.806	p6	9:26:53.135	2:31.436	40.953	1:10.398	
9	9:33:18.287	2:26.978	40.908	1:08.536	37.534	7	9:33:20.415	6:27.280		1:10.209	37.543
10	9:35:44.836	2:26.549	41.274	1:08.081	37.194	8	9:35:54.076	2:33.661	41.418	1:12.639	39.545
11	9:38:10.241	2:25.405	40.583	1:07.880	36.942	9	9:38:21.462	2:27.386	41.236	1:08.734	37.356
12	9:40:35.889	2:25.648	40.443	1:07.872	37.333	10	9:40:50.463	2:29.001	42.831	1:08.770	37.339
p13	9:43:13.496	2:37.607	40.942	1:09.225		p11	9:43:52.217	3:01.754	41.087	1:10.672	
(131) SENKYR #4						(101) SPEEDLOVER #1					
1	9:12:27.448	2:47.112	48.318	1:17.017	41.777	1	9:12:33.876	2:50.621	48.961	1:19.963	41.697
2	9:15:02.373	2:34.925	43.674	1:11.367	39.884	2	9:15:12.151	2:38.275	43.647	1:13.056	41.572
3	9:17:34.365	2:31.992	42.346	1:09.824	39.822	3	9:17:46.292	2:34.141	42.866	1:11.785	39.490
4	9:20:06.484	2:32.119	42.392	1:11.091	38.636	4	9:20:22.681	2:36.389	42.670	1:14.870	38.849
5	9:22:36.003	2:29.519	42.346	1:08.981	38.192	5	9:22:54.728	2:32.047	42.356	1:10.739	38.952
6	9:25:04.513	2:28.510	41.702	1:08.841	37.967						

Chief of Timing & Scoring

Orbits


Race Director

www.mylaps.com

Licensed to: Races Information Services SPRL



12 & 13 May 2026



CIRCUIT DE SPA
FRANCORCHAMPS

Curbstone Track Event 12-13 May

RACE Day 1

Spa Francorchamps 7,004 km

Session 1

12-05-26 09:00

Practice started at 9:00:00

Lap	Time of Day	Lap Tm	S1 Tm	S2 Tm	S3 Tm	Lap	Time of Day	Lap Tm	S1 Tm	S2 Tm	S3 Tm
6	9:25:30.250	2:35.522	43.802	1:11.114	40.606	4	9:29:57.057	2:36.527	44.063	1:12.561	39.903
7	9:28:00.194	2:29.944	41.691	1:10.105	38.148	5	9:32:32.999	2:35.942	43.623	1:12.152	40.167
8	9:30:34.470	2:34.276	42.190	1:12.810	39.276	6	9:35:07.360	2:34.361	44.085	1:11.183	39.093
9	9:33:05.133	2:30.663	41.159	1:10.122	39.382	7	9:37:39.980	2:32.620	42.834	1:10.755	39.031
10	9:35:35.031	2:29.898	41.454	1:09.483	38.961	p8	9:40:24.600	2:44.620	43.010	1:12.022	
11	9:38:03.061	2:28.030	41.346	1:09.058	37.626						
12	9:40:30.711	2:27.650	41.304	1:08.822	37.524	(128) SENKYR #1					
p13	9:43:17.263	2:46.552	44.079	1:12.149		1	9:10:18.365	2:50.061	48.960	1:19.077	42.024
(207) QUINNTECH						2	9:12:57.526	2:39.161	45.368	1:13.640	40.153
1	9:19:58.640	2:43.294	47.641	1:15.306	40.347	3	9:15:35.415	2:37.889	45.244	1:12.902	39.743
2	9:22:31.558	2:32.918	42.871	1:10.918	39.129	4	9:18:11.672	2:36.257	43.983	1:12.557	39.717
3	9:25:04.173	2:32.615	42.666	1:11.058	38.891	5	9:20:44.361	2:32.689	43.771	1:09.949	38.969
4	9:27:35.115	2:30.942	43.072	1:09.315	38.555	p6	9:23:42.129	2:57.768	49.921	1:16.424	
5	9:30:05.470	2:30.355	41.816	1:10.016	38.523	7	9:30:40.067	6:57.938		1:20.675	40.033
6	9:32:33.771	2:28.301	41.555	1:08.771	37.975	8	9:33:16.435	2:36.368	44.225	1:12.436	39.707
7	9:35:01.857	2:28.086	41.632	1:08.389	38.065	9	9:35:55.518	2:39.083	43.766	1:13.387	41.930
8	9:37:29.985	2:28.128	41.518	1:08.224	38.386	10	9:38:29.271	2:33.753	43.643	1:11.136	38.974
p9	9:40:16.907	2:46.922	44.960	1:13.682		p11	9:41:17.736	2:48.465	43.759	1:13.813	
(210) SMC						(199) CAR WORLD					
1	9:16:50.372	2:44.065	47.787	1:15.531	40.700	p1	9:27:12.360	2:59.494	52.258	1:22.169	
p2	9:19:23.934	2:33.562	42.189	1:09.292		2	9:32:07.063	4:54.703		1:16.149	40.787
3	9:28:31.537	9:07.603		1:14.163	39.848	3	9:34:43.517	2:36.454	43.911	1:12.843	39.700
4	9:31:00.580	2:29.043	41.814	1:08.721	38.465	4	9:37:19.625	2:36.108	43.636	1:12.197	40.275
p5	9:33:30.825	2:30.245	42.596	1:08.602		5	9:39:53.617	2:33.992	42.800	1:11.656	39.536
p6	9:42:25.166	8:54.341		1:09.677		p6	9:42:36.279	2:42.662	42.686	1:10.028	
(137) SENKYR #10						(103) SQUADRA					
1	9:11:00.060	3:00.105	50.647	1:24.634	44.824	1	9:10:46.600	2:53.481	46.425	1:22.804	44.252
2	9:13:49.963	2:49.903	47.170	1:19.679	43.054	2	9:13:30.320	2:43.720	44.658	1:17.949	41.113
3	9:16:31.852	2:41.889	44.774	1:16.477	40.638	p3	9:16:17.678	2:47.358	44.591	1:16.988	
4	9:19:09.923	2:38.071	43.778	1:14.476	39.817	4	9:21:12.673	4:54.995		1:18.119	40.803
5	9:21:47.097	2:37.174	44.064	1:13.701	39.409	5	9:23:51.889	2:39.216	42.863	1:16.305	40.048
6	9:24:23.893	2:36.796	43.840	1:13.467	39.489	6	9:26:30.223	2:38.334	42.978	1:14.802	40.554
7	9:27:02.947	2:39.054	43.801	1:15.178	40.075	7	9:29:06.221	2:35.998	42.931	1:13.556	39.511
8	9:29:43.026	2:40.079	46.378	1:14.394	39.307	8	9:31:41.114	2:34.893	42.149	1:13.414	39.330
9	9:32:16.891	2:33.865	43.506	1:11.113	39.246	p9	9:34:24.984	2:43.870	42.333	1:13.783	
10	9:34:49.256	2:32.365	42.833	1:10.456	39.076	(135) SENKYR #8					
11	9:37:21.981	2:32.725	42.433	1:10.872	39.420	1	9:22:56.477	2:51.834	47.282	1:20.140	44.412
12	9:39:58.032	2:36.051	43.183	1:12.433	40.435	2	9:25:40.257	2:43.780	45.350	1:16.562	41.868
p13	9:42:42.189	2:44.157	42.639	1:10.090		3	9:28:25.534	2:45.277	45.046	1:19.134	41.097
(129) SENKYR #2						p4	9:31:09.884	2:44.350	44.187	1:16.385	
1	9:21:56.795	2:47.882	47.709	1:19.251	40.922	5	9:36:00.962	4:51.078		1:15.143	40.425
2	9:24:41.523	2:44.728	45.080	1:18.867	40.781	6	9:38:39.700	2:38.738	44.226	1:14.725	39.787
3	9:27:20.530	2:39.007	44.328	1:14.843	39.836	7	9:41:16.562	2:36.862	43.221	1:13.739	39.902
						p8	9:44:08.120	2:51.558	43.942	1:13.659	


Chief of Timing & Scoring

Orbits


Race Director

www.mylaps.com

Licensed to: Races Information Services SPRL



12 & 13 May 2026



CIRCUIT DE SPA FRANCORCHAMPS

Curbstone Track Event 12-13 May

RACE Day 1

Spa Francorchamps 7,004 km

Session 1

12-05-26 09:00

Practice started at 9:00:00

Lap	Time of Day	Lap Tm	S1 Tm	S2 Tm	S3 Tm	Lap	Time of Day	Lap Tm	S1 Tm	S2 Tm	S3 Tm
(172) ORCHID #1						6	9:25:34.001	2:40.341	44.968	1:14.079	41.277
1	9:10:16.680	2:51.517	48.736	1:19.951	42.830	7	9:28:14.981	2:40.980	46.034	1:14.404	40.531
2	9:13:02.892	2:46.212	46.472	1:17.690	42.050	8	9:30:58.664	2:43.683	44.882	1:15.845	42.937
3	9:15:45.135	2:42.243	46.174	1:14.054	42.015	9	9:33:38.409	2:39.745	44.930	1:14.663	40.132
4	9:18:25.181	2:40.046	45.367	1:13.497	41.182	p10	9:36:22.767	2:44.358	44.939	1:14.693	
p5	9:21:14.074	2:48.893	45.967	1:16.390		11	9:41:30.029	5:07.262		1:11.739	39.696
6	9:26:01.757	4:47.683		1:15.632	40.741	p12	9:44:11.063	2:41.034	43.251	1:11.224	
7	9:28:39.874	2:38.117	45.213	1:12.515	40.389	(124) GD RACING #9					
8	9:31:24.387	2:44.513	44.991	1:17.494	42.028	1	9:22:09.942	2:47.651	45.900	1:18.036	43.715
9	9:34:02.023	2:37.636	44.907	1:12.679	40.050	2	9:24:53.367	2:43.425	43.327	1:17.728	42.370
p10	9:36:47.591	2:45.568	44.890	1:13.692		3	9:27:33.194	2:39.827	42.889	1:16.187	40.751
(133) SENKYR #6						4	9:30:13.601	2:40.407	43.161	1:16.354	40.892
1	9:14:17.624	2:39.030	43.251	1:15.105	40.674	p5	9:32:54.362	2:40.761	42.472	1:13.464	
p2	9:17:00.289	2:42.665	42.589	1:11.852		6	9:40:42.891	7:48.529		1:16.521	41.040
3	9:25:33.207	8:32.918		1:25.524	48.090	p7	9:43:54.358	3:11.467	42.598	1:17.318	
4	9:28:35.507	3:02.300	49.006	1:26.524	46.770	(136) SENKYR #9					
5	9:31:39.012	3:03.505	48.075	1:29.456	45.974	1	9:13:36.024	2:55.885	53.459	1:19.985	42.441
6	9:34:35.421	2:56.409	48.087	1:23.720	44.602	2	9:16:18.232	2:42.208	44.644	1:14.844	42.720
7	9:37:32.564	2:57.143	46.892	1:23.515	46.736	p3	9:18:59.704	2:41.472	42.973	1:13.275	
8	9:40:28.093	2:55.529	47.642	1:22.665	45.222	4	9:27:00.566	8:00.862		1:25.439	46.848
p9	9:43:58.057	3:29.964	47.942	1:28.497		5	9:29:59.360	2:58.794	51.381	1:22.270	45.143
(167) ANS #3						6	9:32:48.658	2:49.298	46.277	1:20.046	42.975
1	9:14:17.308	3:03.380	52.870	1:26.517	43.993	7	9:35:34.838	2:46.180	45.069	1:18.252	42.859
2	9:17:06.885	2:49.577	49.659	1:17.807	42.111	8	9:38:20.181	2:45.343	45.393	1:16.257	43.693
3	9:19:50.399	2:43.514	46.743	1:14.518	42.253	9	9:41:07.592	2:47.411	45.796	1:18.631	42.984
4	9:22:30.060	2:39.661	46.121	1:11.815	41.725	p10	9:44:03.999	2:56.407	43.605	1:15.672	
p5	9:25:17.548	2:47.488	46.967	1:14.993		(130) SENKYR #3					
6	9:33:51.605	8:34.057		1:29.310	47.084	1	9:14:25.354	3:20.776	56.129	1:33.493	51.154
7	9:36:54.070	3:02.465	50.905	1:24.127	47.433	2	9:17:34.482	3:09.128	51.400	1:29.993	47.735
8	9:39:49.946	2:55.876	49.678	1:20.940	45.258	3	9:20:36.796	3:02.314	49.227	1:26.582	46.505
p9	9:43:08.740	3:18.794	52.360	1:21.035		4	9:23:34.217	2:57.421	49.605	1:22.863	44.953
(187) TFT RACING						p5	9:26:40.845	3:06.628	48.888	1:22.622	
1	9:17:15.913	2:49.268	48.185	1:17.578	43.443	6	9:31:24.291	4:43.446		1:22.648	47.276
2	9:20:02.891	2:46.978	46.695	1:17.772	42.455	7	9:34:18.835	2:54.544	48.708	1:21.796	44.040
3	9:22:42.631	2:39.740	44.621	1:13.664	41.405	8	9:37:10.371	2:51.536	48.284	1:20.933	42.319
p4	9:25:44.726	3:02.095	44.035	1:20.357		9	9:40:01.024	2:50.653	47.707	1:19.184	43.762
(104) SRT						p10	9:43:11.148	3:10.124	46.112	1:16.800	
1	9:11:44.656	2:50.466	47.491	1:19.858	43.101	(31) DISOFF					
2	9:14:35.289	2:50.633	50.785	1:17.921	41.906	p1	9:14:46.642	3:51.512	1:07.999	1:44.859	
3	9:17:27.432	2:52.143	46.985	1:22.619	42.518	2	9:24:05.690	9:19.048		1:28.978	49.101
4	9:20:12.078	2:44.646	47.278	1:15.991	41.357	p3	9:27:14.446	3:08.756	48.841	1:23.740	
5	9:22:53.660	2:41.582	45.511	1:15.031	41.012	p4	9:40:10.842	12:56.396		1:28.708	

Chief of Timing & Scoring

Orbits

Race Director

www.mylaps.com

Licensed to: Races Information Services SPRL