

Lap	Lap Tm	Diff	Time of Day
(36) FAVRESSE Lucas HERMAND Louis			
1			16:39:36.654
2	4:22.330		16:43:58.984
3	4:33.640	+11.310	16:48:32.624
4	4:29.404	+7.074	16:53:02.028
5	4:38.725	+16.395	16:57:40.753
6	4:29.926	+7.596	17:02:10.679
7	4:38.078	+15.748	17:06:48.757
8	4:34.809	+12.479	17:11:23.566
9	4:43.756	+21.426	17:16:07.322
10	5:19.917	+57.587	17:21:27.239
11	4:30.512	+8.182	17:25:57.751
12	4:28.610	+6.280	17:30:26.361
13	4:33.638	+11.308	17:34:59.999
14	4:32.438	+10.108	17:39:32.437
15	4:35.865	+13.535	17:44:08.302
16	4:36.841	+14.511	17:48:45.143
17	4:37.465	+15.135	17:53:22.608
18	4:36.622	+14.292	17:57:59.230
19	5:17.995	+55.665	18:03:17.225
20	4:31.329	+8.999	18:07:48.554
21	4:33.747	+11.417	18:12:22.301
22	4:37.877	+15.547	18:17:00.178
23	4:39.277	+16.947	18:21:39.455
24	4:45.892	+23.562	18:26:25.347
25	4:44.087	+21.757	18:31:09.434
26	4:44.635	+22.305	18:35:54.069

Lap	Lap Tm	Diff	Time of Day
(69) STIENNES Hugo RISTUCCIA Leny			
1			16:39:26.937
2	4:07.376		16:43:34.313
3	4:21.272	+13.896	16:47:55.585
4	4:56.027	+48.651	16:52:51.612
5	4:39.625	+32.249	16:57:31.237
6	4:18.768	+11.392	17:01:50.005
7	4:26.003	+18.627	17:06:16.008
8	4:26.350	+18.974	17:10:42.358
9	4:26.006	+18.630	17:15:08.364
10	5:53.860	+1:46.484	17:21:02.224
11	4:54.419	+47.043	17:25:56.643
12	4:40.196	+32.820	17:30:36.839
13	4:41.208	+33.832	17:35:18.047
14	4:47.832	+40.456	17:40:05.879
15	4:41.912	+34.536	17:44:47.919
16	4:47.028	+39.652	17:49:34.819
17	4:50.799	+43.423	17:54:25.618
18	9:25.170	+5:17.794	18:03:50.788
19	4:23.267	+15.891	18:08:14.055
20	4:28.597	+21.221	18:12:42.652
21	4:20.609	+13.233	18:17:03.261
22	4:28.418	+21.042	18:21:31.679
23	4:35.316	+27.940	18:26:06.995
24	4:34.570	+27.194	18:30:41.565
25	4:41.061	+33.685	18:35:22.626
26	4:42.221	+34.845	18:40:04.847

Lap	Lap Tm	Diff	Time of Day
(44) PERSYN Theo HANART Jonas			
1			16:39:28.930
2	4:11.940		16:43:40.870
3	4:38.461	+26.521	16:48:19.331

Lap	Lap Tm	Diff	Time of Day
4	4:23.805	+11.865	16:52:43.136
5	5:52.579	+1:40.639	16:58:35.715
6	5:36.036	+1:24.096	17:04:11.751
7	4:41.100	+29.160	17:08:52.851
8	4:46.765	+34.825	17:13:39.616
9	4:48.721	+36.781	17:18:28.337
10	4:51.336	+39.396	17:23:19.673
11	4:50.514	+38.574	17:28:10.187
12	5:00.269	+48.329	17:33:10.456
13	4:57.043	+45.103	17:38:07.499
14	4:45.155	+32.215	17:42:52.654
15	4:44.258	+32.318	17:47:36.912
16	5:22.033	+1:10.093	17:52:58.945
17	4:34.002	+22.062	17:57:32.947
18	4:35.572	+23.632	18:02:08.519
19	4:41.493	+29.553	18:06:50.012
20	4:48.153	+36.213	18:11:38.165
21	4:47.934	+35.994	18:16:26.099
22	4:52.651	+40.711	18:21:18.750
23	5:14.925	+1:02.985	18:26:33.675
24	5:04.919	+52.979	18:31:38.594
25	5:11.867	+59.927	18:36:50.461


Lap	Lap Tm	Diff	Time of Day
(47) DELBRASSINNE Romain DELBRASSINNE Quentin			
1			16:39:50.186
2	4:27.393	+1.309	16:44:17.579
3	4:26.084		16:48:43.663
4	4:30.547	+4.463	16:53:14.210
5	4:34.719	+8.635	16:57:48.929
6	4:43.146	+17.062	17:02:32.075
7	4:40.457	+14.373	17:07:12.532
8	4:39.384	+13.300	17:11:51.916
9	4:41.504	+15.420	17:16:33.420
10	6:59.884	+2:33.800	17:23:33.304
11	5:22.664	+56.580	17:28:55.968
12	5:19.643	+53.559	17:34:15.611
13	5:26.883	+1:00.799	17:39:42.494
14	5:34.296	+1:08.212	17:45:16.790
15	5:50.344	+1:24.260	17:51:07.134
16	4:38.787	+12.703	17:55:45.921
17	4:39.579	+13.495	18:00:25.500
18	4:40.844	+14.760	18:05:06.344
19	4:41.224	+15.140	18:09:47.568
20	4:48.333	+22.249	18:14:35.901
21	4:51.603	+25.519	18:19:27.504
22	6:20.465	+1:54.381	18:25:47.969
23	5:16.309	+50.225	18:31:04.278
24	5:27.034	+1:00.950	18:36:31.312

Lap	Lap Tm	Diff	Time of Day
(1) CONDUTO maxime HUSSIN Gregoire			
1			16:39:54.282
2	4:55.980	+7.253	16:44:50.262
3	5:07.439	+18.712	16:49:57.701
4	5:03.853	+15.126	16:55:01.554
5	5:03.114	+14.387	17:00:04.668
6	4:54.293	+5.566	17:04:58.961
7	4:55.067	+6.340	17:09:54.028
8	4:55.880	+7.153	17:14:49.908
9	4:51.778	+3.051	17:19:41.686
10	4:49.740	+1.013	17:24:31.426
11	4:48.727		17:29:20.153

Lap	Lap Tm	Diff	Time of Day
12	4:51.550	+2.823	17:34:11.703
13	6:09.180	+1:20.453	17:40:20.883
14	5:07.302	+18.575	17:45:28.185
15	5:03.344	+14.617	17:50:31.529
16	5:05.333	+16.606	17:55:36.862
17	5:15.123	+26.396	18:00:51.985
18	5:08.316	+19.589	18:06:00.301
19	5:03.670	+14.943	18:11:03.971
20	5:00.858	+12.131	18:16:04.829
21	4:58.713	+9.986	18:21:03.542
22	5:10.671	+21.944	18:26:14.213
23	5:10.268	+21.541	18:31:24.481
24	5:07.124	+18.397	18:36:31.605

Lap	Lap Tm	Diff	Time of Day
(90) GILSON Dylan COLSON Maxime			
1			16:39:48.600
2	5:02.052	+26.814	16:44:50.652
3	4:49.018	+13.780	16:49:39.670
4	5:11.418	+36.180	16:54:51.088
5	5:27.153	+51.915	17:00:18.241
6	5:10.985	+35.747	17:05:29.226
7	5:08.764	+33.526	17:10:37.990
8	5:22.100	+46.862	17:16:00.090
9	5:33.111	+57.873	17:21:33.201
10	4:35.238		17:26:08.439
11	5:00.359	+25.121	17:31:08.798
12	4:40.865	+5.627	17:35:49.663
13	4:41.834	+6.596	17:40:31.497
14	4:44.060	+8.822	17:45:15.557
15	6:16.582	+1:41.344	17:51:32.139
16	5:06.633	+31.395	17:56:38.772
17	5:16.534	+41.296	18:01:55.306
18	5:19.606	+44.368	18:07:14.912
19	5:17.701	+42.463	18:12:32.613
20	5:41.881	+1:06.643	18:18:14.494
21	4:43.451	+8.213	18:22:57.945
22	4:49.451	+14.213	18:27:47.396
23	4:48.351	+13.113	18:32:35.747
24	4:56.956	+21.718	18:37:32.703

Lap	Lap Tm	Diff	Time of Day
(6) DELROEUX Killigan COTTON Timo			
1			16:39:56.755
2	4:25.629	+4.020	16:44:22.384
3	4:22.221	+0.612	16:48:44.605
4	4:24.003	+2.394	16:53:08.608
5	4:25.943	+4.334	16:57:34.551
6	4:21.609		17:01:56.160
7	4:48.911	+27.302	17:06:45.071
8	4:27.857	+6.248	17:11:12.928
9	5:34.562	+1:12.953	17:16:47.490
10	4:54.749	+33.140	17:21:42.239
11	4:54.100	+32.491	17:26:36.339
12	4:56.346	+34.737	17:31:32.685
13	5:33.476	+1:11.867	17:37:06.161
14	5:01.984	+40.375	17:42:08.145
15	5:28.525	+1:06.916	17:47:36.670
16	4:31.909	+10.300	17:52:08.579
17	4:31.797	+10.188	17:56:40.376
18	13:47.956	+9:26.347	18:10:28.332
19	5:41.465	+1:19.856	18:16:09.797
20	4:57.376	+35.767	18:21:07.173



Lap	Lap Tm	Diff	Time of Day
21	4:58.903	+37.294	18:26:06.076
22	5:11.374	+49.765	18:31:17.450
23	5:02.953	+41.344	18:36:20.403

(33) VANDOMMELE Adrien MOESCHAL Leonard

1			16:40:19.867
2	5:42.405	+40.428	16:46:02.272
3	5:12.388	+10.411	16:51:14.660
4	5:16.159	+14.182	16:56:30.819
5	5:16.032	+14.055	17:01:46.851
6	5:25.290	+23.313	17:07:12.141
7	5:21.510	+19.533	17:12:33.651
8	5:22.260	+20.283	17:17:55.911
9	5:25.286	+23.309	17:23:21.197
10	5:25.704	+23.727	17:28:46.901
11	5:28.192	+26.215	17:34:15.093
12	6:10.295	+1:08.318	17:40:25.388
13	5:05.038	+3.061	17:45:30.426
14	5:05.231	+3.254	17:50:35.657
15	5:04.178	+2.201	17:55:39.835
16	5:18.138	+16.161	18:00:57.973
17	5:08.557	+6.580	18:06:06.530
18	5:01.977		18:11:08.507
19	5:15.636	+13.659	18:16:24.143
20	5:08.714	+6.737	18:21:32.857
21	5:08.872	+6.895	18:26:41.729
22	5:09.052	+7.075	18:31:50.781
23	5:08.265	+6.288	18:36:59.046

(54) MERCIÉ Franz MERCIÉ Eric

1			16:39:54.497
2	4:25.702		16:44:20.199
3	4:40.357	+14.655	16:49:00.556
4	4:45.083	+19.381	16:53:45.639
5	4:46.729	+21.027	16:58:32.368
6	4:44.031	+18.329	17:03:16.399
7	4:55.140	+29.438	17:08:11.539
8	6:32.478	+2:06.776	17:14:44.017
9	5:36.003	+1:10.301	17:20:20.020
10	5:40.901	+1:15.199	17:26:00.921
11	5:47.827	+1:22.125	17:31:48.748
12	5:36.716	+1:11.014	17:37:25.464
13	5:42.234	+1:16.532	17:43:07.698
14	5:32.125	+1:06.423	17:48:39.823
15	6:05.367	+1:39.665	17:54:45.190
16	4:49.846	+24.144	17:59:35.036
17	4:50.578	+24.876	18:04:25.614
18	4:53.053	+27.351	18:09:18.667
19	4:52.543	+26.841	18:14:11.210
20	4:57.883	+32.181	18:19:09.093
21	6:31.911	+2:06.209	18:25:41.004
22	5:35.108	+1:09.406	18:31:16.112
23	6:02.494	+1:36.792	18:37:18.606

(81) LEVEUGLE Sylvain DEERAENE Jeremy

1			16:40:32.315
2	5:16.547	+7.935	16:45:48.862
3	5:16.234	+7.622	16:51:05.096
4	5:22.794	+14.182	16:56:27.890
5	5:23.644	+15.032	17:01:51.534
6	5:25.115	+16.503	17:07:16.649

Lap	Lap Tm	Diff	Time of Day
7	6:26.703	+1:18.091	17:13:43.352
8	5:13.858	+5.246	17:18:57.210
9	5:08.612		17:24:05.822
10	5:08.739	+0.127	17:29:14.561
11	5:24.583	+15.971	17:34:39.144
12	5:30.401	+21.789	17:40:09.545
13	6:47.018	+1:38.406	17:46:56.563
14	5:26.427	+17.815	17:52:22.990
15	5:19.539	+10.927	17:57:42.529
16	5:17.960	+9.348	18:03:00.489
17	5:25.333	+16.721	18:08:25.822
18	5:31.980	+23.368	18:13:57.802
19	6:29.072	+1:20.460	18:20:26.874
20	5:33.019	+24.407	18:25:59.893
21	5:45.718	+37.106	18:31:45.611
22	5:30.649	+22.037	18:37:16.260

(45) BRISMÉ Cédric DEGREGNE Louis

1			16:40:42.068
2	5:32.552	+15.071	16:46:14.620
3	5:29.924	+12.443	16:51:44.544
4	5:38.012	+20.531	16:57:22.556
5	5:36.799	+19.318	17:02:59.355
6	5:39.233	+21.752	17:08:38.588
7	5:43.631	+26.150	17:14:22.219
8	5:31.839	+14.358	17:19:54.058
9	5:37.307	+19.826	17:25:31.365
10	5:37.862	+20.381	17:31:09.227
11	5:36.933	+19.452	17:36:46.160
12	5:33.844	+16.363	17:42:20.004
13	5:38.945	+21.464	17:47:58.949
14	5:43.567	+26.086	17:53:42.516
15	5:49.176	+31.695	17:59:31.692
16	6:16.900	+59.419	18:05:48.592
17	5:21.944	+4.463	18:11:10.536
18	5:19.927	+2.446	18:16:30.463
19	5:22.758	+5.277	18:21:53.221
20	5:17.539	+0.058	18:27:10.760
21	5:17.481		18:32:28.241
22	5:21.345	+3.864	18:37:49.586

(8) DETINNE Francois CAMUS Tristan

1			16:41:31.444
2	5:08.268		16:46:39.712
3	5:18.427	+10.159	16:51:58.139
4	5:13.070	+4.802	16:57:11.209
5	5:23.528	+15.260	17:02:34.737
6	5:21.598	+13.330	17:07:56.335
7	6:39.920	+1:31.652	17:14:36.255
8	5:26.128	+17.860	17:20:02.383
9	5:47.744	+39.476	17:25:50.127
10	5:28.158	+19.890	17:31:18.285
11	5:42.294	+34.026	17:37:00.579
12	6:05.805	+57.537	17:43:06.384
13	5:41.113	+32.845	17:48:47.497
14	6:32.615	+1:24.347	17:55:20.112
15	6:05.876	+57.608	18:01:25.988
16	5:12.537	+4.269	18:06:38.525
17	5:35.227	+26.959	18:12:13.752
18	5:26.058	+17.790	18:17:39.810
19	5:24.805	+16.537	18:23:04.615

Lap	Lap Tm	Diff	Time of Day
20	5:19.689	+11.421	18:28:24.304
21	5:14.949	+6.681	18:33:39.253
22	5:11.597	+3.329	18:38:50.850

(30) DENIS Tanguy MOUTON Francois

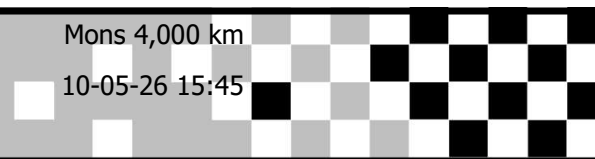
1			16:40:18.378
2	5:05.766	+0.756	16:45:24.144
3	5:05.537	+0.527	16:50:29.681
4	5:05.010		16:55:34.691
5	5:08.020	+3.010	17:00:42.711
6	5:12.912	+7.902	17:05:55.623
7	5:31.459	+26.449	17:11:27.082
8	8:02.936	+2:57.926	17:19:30.018
9	5:54.392	+49.382	17:25:24.410
10	5:56.925	+51.915	17:31:21.335
11	5:49.089	+44.079	17:37:10.424
12	5:31.693	+26.683	17:42:42.117
13	5:37.226	+32.216	17:48:19.343
14	5:38.899	+33.889	17:53:58.242
15	7:24.599	+2:19.589	18:01:22.841
16	5:18.593	+13.583	18:06:41.434
17	5:22.481	+17.471	18:12:03.915
18	5:22.831	+17.821	18:17:26.746
19	5:21.909	+16.899	18:22:48.655
20	5:28.786	+23.776	18:28:17.441
21	6:01.070	+56.060	18:34:18.511
22	5:22.453	+17.443	18:39:40.964

(19) FOURREZ Cyrik ZIMMER Cyril

1			16:40:20.529
2	5:05.686		16:45:26.215
3	5:07.966	+2.280	16:50:34.181
4	5:12.511	+6.825	16:55:46.692
5	6:57.165	+1:51.479	17:02:43.857
6	5:45.332	+39.646	17:08:29.189
7	5:42.296	+36.610	17:14:11.485
8	5:44.653	+38.967	17:19:56.138
9	5:37.909	+32.223	17:25:34.047
10	5:36.614	+30.928	17:31:10.661
11	5:32.104	+26.418	17:36:42.765
12	5:35.621	+29.935	17:42:18.386
13	6:11.556	+1:05.870	17:48:29.942
14	5:18.858	+13.172	17:53:48.800
15	5:38.600	+32.914	17:59:27.400
16	5:37.693	+32.007	18:05:05.093
17	5:34.834	+29.148	18:10:39.927
18	5:42.290	+36.604	18:16:22.217
19	5:54.823	+49.137	18:22:17.040
20	6:05.315	+59.629	18:28:22.355
21	5:50.752	+45.066	18:34:13.107
22	5:34.256	+28.570	18:39:47.363

(15) MARTIN Victor HENRARD Maxime

1			16:40:41.764
2	5:22.132	+9.848	16:46:03.896
3	5:28.026	+15.742	16:51:31.922
4	5:12.284		16:56:44.206
5	5:25.989	+13.705	17:02:10.195
6	5:23.008	+10.724	17:07:33.203
7	6:27.479	+1:15.195	17:14:00.682
8	5:30.970	+18.686	17:19:31.652



Lap	Lap Tm	Diff	Time of Day
9	5:25.918	+13.634	17:24:57.570
10	5:31.866	+19.582	17:30:29.436
11	5:30.080	+17.796	17:35:59.516
12	5:28.520	+16.236	17:41:28.036
13	6:54.350	+1:42.066	17:48:22.386
14	5:40.446	+28.162	17:54:02.832
15	5:56.137	+43.853	17:59:58.969
16	5:55.338	+43.054	18:05:54.307
17	5:50.284	+38.000	18:11:44.591
18	6:06.922	+54.638	18:17:51.513
19	6:24.068	+1:11.784	18:24:15.581
20	5:20.207	+7.923	18:29:35.788
21	5:24.766	+12.482	18:35:00.554
22	5:23.259	+10.975	18:40:23.813

(27) LAURENT Matheo RITUCCI Maden

Lap	Lap Tm	Diff	Time of Day
1			16:41:01.414
2	5:30.857	+2.217	16:46:32.271
3	5:28.640		16:52:00.911
4	5:31.032	+2.392	16:57:31.943
5	5:30.887	+2.247	17:03:02.830
6	5:43.810	+15.170	17:08:46.640
7	5:44.856	+16.216	17:14:31.496
8	5:32.237	+3.597	17:20:03.733
9	5:54.910	+26.270	17:25:58.643
10	5:44.913	+16.273	17:31:43.556
11	6:00.046	+31.406	17:37:43.602
12	6:46.306	+1:17.666	17:44:29.908
13	5:50.244	+21.604	17:50:20.152
14	5:56.372	+27.732	17:56:16.524
15	5:44.221	+15.581	18:02:00.745
16	5:34.685	+6.045	18:07:35.430
17	5:55.632	+26.992	18:13:31.062
18	5:45.716	+17.076	18:19:16.778
19	6:02.641	+34.001	18:25:19.419
20	5:49.340	+20.700	18:31:08.759
21	5:49.372	+20.732	18:36:58.131

(17) LETOT Nelson ROQUELLE Lony

Lap	Lap Tm	Diff	Time of Day
1			16:41:01.006
2	5:43.189	+21.811	16:46:44.195
3	5:41.755	+20.377	16:52:25.950
4	5:55.773	+34.395	16:58:21.723
5	6:01.012	+39.634	17:04:22.735
6	6:05.097	+43.719	17:10:27.832
7	5:21.378		17:15:49.210
8	5:29.283	+7.905	17:21:18.493
9	5:33.619	+12.241	17:26:52.112
10	5:26.473	+5.095	17:32:18.585
11	5:32.047	+10.669	17:37:50.632
12	6:55.705	+1:34.327	17:44:46.337
13	5:58.840	+37.462	17:50:45.177
14	5:55.953	+34.575	17:56:41.130
15	5:56.926	+35.548	18:02:38.056
16	5:59.575	+38.197	18:08:37.631
17	6:16.200	+54.822	18:14:53.831
18	5:28.037	+6.659	18:20:21.868
19	5:34.491	+13.113	18:25:56.359
20	5:35.443	+14.065	18:31:31.802
21	5:41.588	+20.210	18:37:13.390

(56) BROGNEZ Benjamin PHILIPRONT Charly

Lap	Lap Tm	Diff	Time of Day
1			16:40:44.973
2			16:45:58.888
3	5:13.915	+4.866	16:51:17.669
4	5:23.651	+9.736	16:56:41.320
5	5:26.235	+12.320	17:02:07.555
6	5:25.200	+11.285	17:07:32.755
7	5:33.819	+19.904	17:13:06.574
8	5:33.500	+19.585	17:18:40.074
9	5:51.787	+37.872	17:24:31.861
10	5:48.735	+34.820	17:30:20.596
11	5:20.207	+1:58.654	17:37:33.165
12	6:11.770	+57.855	17:43:44.935
13	6:04.078	+50.163	17:49:49.013
14	6:12.088	+58.173	17:56:01.101
15	6:07.121	+53.206	18:02:08.222
16	6:09.477	+55.562	18:08:17.699
17	6:51.587	+1:37.672	18:15:09.286
18	5:41.471	+27.556	18:20:50.757
19	5:50.101	+36.186	18:26:40.858
20	5:59.387	+45.472	18:32:40.245
21	5:55.745	+41.830	18:38:35.990

(72) DEBOUZE Hugo DE PREESTER Armand Gilbert

Lap	Lap Tm	Diff	Time of Day
1			16:40:38.881
2	5:03.353		16:45:42.234
3	5:10.942	+7.589	16:50:53.176
4	5:18.473	+15.120	16:56:11.649
5	5:26.459	+23.106	17:01:38.108
6	7:04.502	+2:01.149	17:08:42.610
7	7:17.233	+2:13.880	17:15:59.843
8	6:00.490	+57.137	17:22:00.333
9	6:19.421	+1:16.068	17:28:19.754
10	6:41.450	+1:38.097	17:35:01.204
11	5:17.581	+14.228	17:40:18.785
12	5:22.434	+19.081	17:45:41.219
13	5:18.108	+14.755	17:50:59.327
14	6:51.660	+1:48.307	17:57:50.987
15	5:41.262	+37.909	18:03:32.249
16	5:44.002	+40.649	18:09:16.251
17	6:37.788	+1:34.435	18:15:54.039
18	6:19.705	+1:16.352	18:22:13.744
19	5:10.306	+6.953	18:27:24.050
20	5:24.767	+21.414	18:32:48.817
21	5:47.946	+44.593	18:38:36.763

(28) WILMART Nicolas STEUVE Damien

Lap	Lap Tm	Diff	Time of Day
1			16:41:42.998
2	5:40.415	+39.437	16:47:23.413
3	5:34.887	+33.909	16:52:58.300
4	5:59.054	+58.076	16:58:57.354
5	6:44.942	+1:43.964	17:05:42.296
6	5:11.472	+10.494	17:10:53.768
7	5:00.978		17:15:54.746
8	5:01.114	+0.136	17:20:55.860
9	5:10.211	+9.233	17:26:06.071
10	5:29.979	+29.001	17:31:36.050
11	6:38.537	+1:37.559	17:38:14.587
12	5:34.554	+33.576	17:43:49.141
13	5:36.603	+35.625	17:49:25.744
14	5:50.151	+49.173	17:55:15.895

Lap	Lap Tm	Diff	Time of Day
15	6:06.314	+1:05.336	18:01:22.209
16	6:16.741	+1:15.763	18:07:38.950
17	5:11.693	+10.715	18:12:50.643
18	5:15.086	+14.108	18:18:05.729
19	5:15.632	+14.654	18:23:21.361
20	5:15.178	+14.200	18:28:36.539
21	5:22.587	+21.609	18:33:59.126

(29) DUQUENNE valentin VANSTECHELMAN Nicolas


Lap	Lap Tm	Diff	Time of Day
1			16:41:02.632
2	5:35.097	+11.405	16:46:37.729
3	5:23.692		16:52:01.421
4	5:37.704	+14.012	16:57:39.125
5	5:36.611	+12.919	17:03:15.736
6	5:42.644	+18.952	17:08:58.380
7	5:50.244	+26.552	17:14:48.624
8	7:25.320	+2:01.628	17:22:13.944
9	6:39.598	+1:15.906	17:28:53.542
10	6:15.223	+51.531	17:35:08.765
11	6:08.346	+44.654	17:41:17.111
12	6:02.782	+39.090	17:47:19.893
13	6:10.182	+46.490	17:53:30.075
14	6:17.205	+53.513	17:59:47.280
15	6:20.896	+57.204	18:06:08.176
16	6:22.476	+58.784	18:12:30.652
17	6:43.305	+1:19.613	18:19:13.957
18	5:39.729	+16.037	18:24:53.686
19	5:44.287	+20.595	18:30:37.973
20	5:38.635	+14.943	18:36:16.608

(7) DE BARBA Nicolas MARCHAND Celestin

Lap	Lap Tm	Diff	Time of Day
1			16:40:50.033
2	5:41.804	+2.685	16:46:31.837
3	5:43.219	+4.100	16:52:15.056
4	6:38.760	+59.641	16:58:53.816
5	5:44.399	+5.280	17:04:38.215
6	5:50.997	+11.878	17:10:29.212
7	5:47.019	+7.900	17:16:16.231
8	5:42.824	+3.705	17:21:59.055
9	11:20.321	+5:41.202	17:33:19.376
10	5:42.524	+3.405	17:39:01.900
11	5:48.426	+9.307	17:44:50.326
12	6:36.151	+57.032	17:51:26.477
13	5:49.894	+10.775	17:57:16.371
14	5:45.152	+6.033	18:03:01.523
15	5:41.655	+2.536	18:08:43.178
16	5:42.815	+3.696	18:14:25.993
17	5:39.119		18:20:05.112
18	5:43.249	+4.130	18:25:48.361
19	5:54.087	+14.968	18:31:42.448
20	5:39.866	+0.747	18:37:22.314

(99) MOURA Miguel FOX Arthur

Lap	Lap Tm	Diff	Time of Day
1			16:40:53.266
2	5:57.118	+19.728	16:46:50.384
3	5:51.464	+14.074	16:52:41.848
4	5:41.892	+4.502	16:58:23.740
5	6:19.530	+42.140	17:04:43.270
6	5:48.935	+11.545	17:10:32.205
7	7:07.259	+1:29.869	17:17:39.464
8	5:37.390		17:23:16.854



Lap	Lap Tm	Diff	Time of Day
9	5:47.168	+9.778	17:29:04.022
10	6:10.363	+32.973	17:35:14.385
11	7:30.974	+1:53.584	17:42:45.359
12	5:43.805	+6.415	17:48:29.164
13	6:45.170	+1:07.780	17:55:14.334
14	6:15.349	+37.959	18:01:29.683
15	5:56.049	+18.659	18:07:25.732
16	5:55.573	+18.183	18:13:21.305
17	6:54.400	+1:17.010	18:20:15.705
18	5:49.246	+11.856	18:26:04.951
19	5:56.149	+18.759	18:32:01.100
20	6:01.130	+23.740	18:38:02.230

(68) TOMBINI ALEXIS BRISME KRIS

Lap	Lap Tm	Diff	Time of Day
1			16:41:10.916
2	5:24.924		16:46:35.840
3	5:27.409	+2.485	16:52:03.249
4	5:28.167	+3.243	16:57:31.416
5	5:46.790	+21.866	17:03:18.206
6	5:36.004	+11.080	17:08:54.210
7	7:04.384	+1:39.460	17:15:58.594
8	6:07.083	+42.159	17:22:05.677
9	6:09.275	+44.351	17:28:14.952
10	6:49.417	+1:24.493	17:35:04.369
11	6:05.434	+40.510	17:41:09.803
12	7:28.863	+2:03.939	17:48:38.666
13	6:59.359	+1:34.435	17:55:38.025
14	5:57.823	+32.899	18:01:35.848
15	5:57.486	+32.562	18:07:33.334
16	5:59.405	+34.481	18:13:32.739
17	7:01.666	+1:36.742	18:20:34.405
18	5:55.212	+30.288	18:26:29.617
19	5:54.888	+29.964	18:32:24.505
20	5:55.506	+30.582	18:38:20.011

(91) THERMOL Tristan DESTERCK Jessy

Lap	Lap Tm	Diff	Time of Day
1			16:40:57.983
2	5:38.589	+3.702	16:46:36.572
3	5:48.090	+13.203	16:52:24.662
4	5:43.919	+9.032	16:58:08.581
5	6:10.145	+35.258	17:04:18.726
6	6:26.666	+51.779	17:10:45.392
7	5:46.752	+11.865	17:16:32.144
8	5:45.800	+10.913	17:22:17.944
9	5:45.608	+10.721	17:28:03.552
10	5:46.216	+11.329	17:33:49.768
11	5:34.887		17:39:24.655
12	7:11.168	+1:36.281	17:46:35.823
13	5:58.951	+24.064	17:52:34.774
14	6:55.678	+1:20.791	17:59:30.452
15	6:16.359	+41.472	18:05:46.811
16	6:40.880	+1:05.993	18:12:27.691
17	6:37.378	+1:02.491	18:19:05.069
18	6:06.030	+31.143	18:25:11.099
19	6:46.408	+1:11.521	18:31:57.507
20	6:25.214	+50.327	18:38:22.721

(2) LEGROS Justin JOUAY Lionnel

Lap	Lap Tm	Diff	Time of Day
1			16:48:33.642
2	5:56.554	+42.620	16:54:30.196
3	5:57.721	+43.787	17:00:27.917

Lap	Lap Tm	Diff	Time of Day
4	5:59.015	+45.081	17:06:26.932
5	6:15.913	+1:01.979	17:12:42.845
6	6:41.309	+1:27.375	17:19:24.154
7	6:25.208	+1:11.274	17:25:49.362
8	6:27.098	+1:13.164	17:32:16.460
9	6:21.409	+1:07.475	17:38:37.869
10	5:36.609	+22.675	17:44:14.478
11	5:26.685	+12.751	17:49:41.163
12	5:22.565	+8.631	17:55:03.728
13	5:25.902	+11.968	18:00:29.630
14	5:21.725	+7.791	18:05:51.355
15	5:14.408	+0.474	18:11:05.763
16	5:13.934		18:16:19.697
17	5:33.618	+19.684	18:21:53.315
18	5:14.113	+0.179	18:27:07.428
19	5:33.364	+19.430	18:32:40.792
20	5:47.028	+33.094	18:38:27.820

(77) LANIS Mathieu

Lap	Lap Tm	Diff	Time of Day
1			16:40:42.292
2	5:04.244		16:45:46.536
3	5:08.247	+4.003	16:50:54.783
4	5:29.127	+24.883	16:56:23.910
5	6:20.684	+1:16.440	17:02:44.594
6	6:32.706	+1:28.462	17:09:17.300
7	5:43.664	+39.420	17:15:00.964
8	5:23.241	+18.997	17:20:24.205
9	6:15.261	+1:11.017	17:26:39.466
10	5:38.368	+34.124	17:32:17.834
11	15:31.370	+10:27.126	17:47:49.204
12	5:32.803	+28.559	17:53:22.007
13	5:36.906	+32.662	17:58:58.913
14	5:44.711	+40.467	18:04:43.624
15	5:39.142	+34.898	18:10:22.766
16	5:53.746	+49.502	18:16:16.512
17	6:08.865	+1:04.621	18:22:25.377
18	6:27.755	+1:23.511	18:28:53.132
19	5:46.691	+42.447	18:34:39.823
20	5:51.375	+47.131	18:40:31.198

(10) ORANGE Cyril VERSTAEN Anthony

Lap	Lap Tm	Diff	Time of Day
1			16:41:35.746
2	5:55.078		16:47:30.824
3	6:09.097	+14.019	16:53:39.921
4	6:03.501	+8.423	16:59:43.422
5	6:06.815	+11.737	17:05:50.237
6	7:15.218	+1:20.140	17:13:05.455
7	6:02.608	+7.530	17:19:08.063
8	6:02.677	+7.599	17:25:10.740
9	6:01.560	+6.482	17:31:12.300
10	6:17.701	+22.623	17:37:30.001
11	6:09.581	+14.503	17:43:39.582
12	7:05.598	+1:10.520	17:50:45.180
13	6:11.574	+16.496	17:56:56.754
14	6:03.227	+8.149	18:02:59.981
15	6:07.581	+12.503	18:09:07.562
16	7:24.924	+1:29.846	18:16:32.486
17	6:10.225	+15.147	18:22:42.711
18	6:08.967	+13.889	18:28:51.678
19	6:33.976	+38.898	18:35:25.654
20	6:13.223	+18.145	18:41:38.877


Lap	Lap Tm	Diff	Time of Day
(61) VERDONCK Pierre BLOMMAERT Tony			
1			16:41:26.448
2	6:22.729	+32.134	16:47:49.177
3	5:54.314	+3.719	16:53:43.491
4	6:49.985	+59.390	17:00:33.476
5	6:21.957	+31.362	17:06:55.433
6	5:58.587	+7.992	17:12:54.020
7	5:50.595		17:18:44.615
8	6:12.344	+21.749	17:24:56.959
9	7:13.687	+1:23.092	17:32:10.646
10	6:37.291	+46.696	17:38:47.937
11	7:53.106	+2:02.511	17:46:41.043
12	6:24.574	+33.979	17:53:05.617
13	6:30.895	+40.300	17:59:36.512
14	6:21.773	+31.178	18:05:58.285
15	6:29.668	+39.073	18:12:27.953
16	6:10.598	+20.003	18:18:38.551
17	6:07.879	+17.284	18:24:46.430
18	5:57.144	+6.549	18:30:43.574
19	6:04.251	+13.656	18:36:47.825

(82) DENIS tom BENONIT Baptiste

Lap	Lap Tm	Diff	Time of Day
1			16:41:20.230
2	5:40.615	+1.420	16:47:00.845
3	5:39.195		16:52:40.040
4	6:50.125	+10.930	16:58:30.165
5	5:39.834	+0.639	17:04:09.999
6	5:42.142	+2.947	17:09:52.141
7	5:56.932	+17.737	17:15:49.073
8	8:05.650	+2:26.455	17:23:54.723
9	6:52.116	+1:12.921	17:30:46.839
10	6:57.033	+1:17.838	17:37:43.872
11	6:50.120	+1:10.925	17:44:33.992
12	6:55.148	+1:15.953	17:51:29.140
13	6:49.353	+1:10.158	17:58:18.493
14	7:19.565	+1:40.370	18:05:38.058
15	6:24.123	+44.928	18:12:02.181
16	6:16.360	+37.165	18:18:18.541
17	6:08.099	+28.904	18:24:26.640
18	6:19.416	+40.221	18:30:46.056
19	6:13.246	+34.051	18:36:59.302

(4) YERNAUX Corentin YERNAUX Natanael

Lap	Lap Tm	Diff	Time of Day
1			16:41:41.952
2	6:14.181	+9.634	16:47:56.133
3	6:26.071	+21.524	16:54:22.204
4	6:18.008	+13.461	17:00:40.212
5	6:30.239	+25.692	17:07:10.451
6	7:52.507	+1:47.960	17:15:02.958
7	6:04.547		17:21:07.505
8	6:09.270	+4.723	17:27:16.775
9	6:14.887	+10.340	17:33:31.662
10	7:28.462	+1:23.915	17:41:00.124
11	6:12.455	+7.908	17:47:12.579
12	6:10.938	+6.391	17:53:23.517
13	6:20.648	+16.101	17:59:44.165
14	6:16.086	+11.539	18:06:00.251
15	7:19.071	+1:14.524	18:13:19.322
16	6:17.832	+13.285	18:19:37.154
17	6:16.028	+11.481	18:25:53.182



Lap	Lap Tm	Diff	Time of Day
18	6:21.300	+16.753	18:32:14.482
19	6:17.989	+13.442	18:38:32.471

(39) NAMUR Batiste NAMUR Patric

1			16:42:28.857
2	7:13.184	+1:57.433	16:49:42.041
3	7:09.289	+1:53.538	16:56:51.330
4	9:04.034	+3:48.283	17:05:55.364
5	7:51.610	+2:35.859	17:13:46.974
6	5:24.325	+8.574	17:19:11.299
7	5:46.306	+30.555	17:24:57.605
8	5:26.624	+10.873	17:30:24.229
9	5:15.751		17:35:39.980
10	8:48.548	+3:32.797	17:44:28.528
11	7:24.745	+2:08.994	17:51:53.273
12	7:10.010	+1:54.259	17:59:03.283
13	7:04.885	+1:49.134	18:06:08.168
14	5:34.061	+18.310	18:11:42.229
15	5:29.107	+13.356	18:17:11.336
16	5:24.345	+8.594	18:22:35.681
17	5:39.233	+23.482	18:28:14.914
18	5:34.341	+18.590	18:33:49.255
19	5:26.269	+10.518	18:39:15.524

(11) NOPERE Christophe NOTTEBAERT Jean-François

1			16:41:48.390
2	6:05.773	+9.017	16:47:54.163
3	6:11.365	+14.609	16:54:05.528
4	5:56.756		17:00:02.284
5	7:51.309	+1:54.553	17:07:53.593
6	6:13.251	+16.495	17:14:06.844
7	6:18.576	+21.820	17:20:25.420
8	6:10.240	+13.484	17:26:35.660
9	8:34.960	+2:38.204	17:35:10.620
10	6:10.267	+13.511	17:41:20.887
11	6:12.910	+16.154	17:47:33.797
12	8:24.764	+2:28.008	17:55:58.561
13	6:08.111	+11.355	18:02:06.672
14	6:04.692	+7.936	18:08:11.364
15	5:59.797	+3.041	18:14:11.161
16	6:13.333	+16.577	18:20:24.494
17	6:10.517	+13.761	18:26:35.011
18	7:49.839	+1:53.083	18:34:24.850
19	6:17.509	+20.753	18:40:42.359

(84) DEVOS Kevin DEVOS Jerome

1			16:42:16.955
2	6:20.490	+35.711	16:48:37.445
3	6:09.550	+24.771	16:54:46.995
4	7:35.432	+1:50.653	17:02:22.427
5	6:03.092	+18.313	17:08:25.519
6	6:34.749	+49.970	17:15:00.268
7	8:54.243	+3:09.464	17:23:54.511
8	6:08.888	+24.109	17:30:03.399
9	6:00.935	+16.156	17:36:04.334
10	7:17.881	+1:33.102	17:43:22.215
11	5:44.779		17:49:06.994
12	5:46.782	+2.003	17:54:53.776
13	7:51.675	+2:06.896	18:02:45.451
14	6:07.635	+22.856	18:08:53.086
15	6:11.068	+26.289	18:15:04.154

Lap	Lap Tm	Diff	Time of Day
16	6:14.810	+30.031	18:21:18.964
17	8:06.501	+2:21.722	18:29:25.465
18	5:47.318	+2.539	18:35:12.783
19	5:52.637	+7.858	18:41:05.420

(16) GILLARD Thomas GILLARD Kylian

1			16:42:05.109
2	6:20.586	+43.563	16:48:25.695
3	6:42.275	+1:05.252	16:55:07.970
4	7:01.068	+1:24.045	17:02:09.038
5	8:05.444	+2:28.421	17:10:14.482
6	7:06.085	+1:29.062	17:17:20.567
7	5:41.163	+4.140	17:23:01.730
8	5:37.023		17:28:38.753
9	5:40.327	+3.304	17:34:19.080
10	5:53.411	+16.388	17:40:12.491
11	6:08.516	+31.493	17:46:21.007
12	9:07.760	+3:30.737	17:55:28.767
13	7:32.980	+1:55.957	18:03:01.747
14	7:09.089	+1:32.066	18:10:10.836
15	7:03.898	+1:26.875	18:17:14.734
16	7:51.234	+2:14.211	18:25:05.968
17	6:25.247	+48.224	18:31:31.215
18	6:08.920	+31.897	18:37:40.135

(14) MOMI Lucas BROHEZ Antoine

1			16:41:54.713
2	6:37.914	+9.614	16:48:32.627
3	6:53.986	+25.686	16:55:26.613
4	6:42.061	+13.761	17:02:08.674
5	6:43.400	+15.100	17:08:52.074
6	7:43.470	+1:15.170	17:16:35.544
7	6:28.300		17:23:03.844
8	6:54.757	+26.457	17:29:58.601
9	6:28.935	+0.635	17:36:27.536
10	6:47.394	+19.094	17:43:14.930
11	8:25.779	+1:57.479	17:51:40.709
12	6:56.470	+28.170	17:58:37.179
13	6:41.109	+12.809	18:05:18.288
14	6:43.149	+14.849	18:12:01.437
15	7:28.977	+1:00.677	18:19:30.414
16	6:32.108	+3.808	18:26:02.522
17	6:45.031	+16.731	18:32:47.553
18	6:57.745	+29.445	18:39:45.298

(13) TITART Alexis DELCROIX Timéo

1			16:41:41.026
2	6:12.382	+8.109	16:47:53.408
3	6:16.863	+12.590	16:54:10.271
4	6:27.300	+23.027	17:00:37.571
5	6:28.360	+24.087	17:07:05.931
6	9:42.340	+3:38.067	17:16:48.271
7	8:41.511	+2:37.238	17:25:29.782
8	6:35.248	+30.975	17:32:05.030
9	6:44.872	+40.599	17:38:49.902
10	7:27.655	+1:23.382	17:46:17.557
11	6:24.798	+20.525	17:52:42.355
12	6:20.256	+15.983	17:59:02.611
13	6:04.273		18:05:06.884
14	8:47.736	+2:43.463	18:13:54.620
15	7:00.929	+56.656	18:20:55.549

Lap	Lap Tm	Diff	Time of Day
16	7:00.686	+56.413	18:27:56.235
17	6:10.015	+5.742	18:34:06.250
18	6:18.081	+13.808	18:40:24.331

(5) LEVEQUE Joshua RENAUT GEOFFREY

1			16:42:22.888
2	7:02.317	+1:22.038	16:49:25.205
3	7:25.851	+1:45.572	16:56:51.056
4	7:12.740	+1:32.461	17:04:03.796
5	6:57.499	+1:17.220	17:11:01.295
6	8:55.590	+3:15.311	17:19:56.885
7	7:21.586	+1:41.307	17:27:18.471
8	8:27.168	+2:46.889	17:35:45.639
9	5:40.279		17:41:25.918
10	6:12.191	+31.912	17:47:38.109
11	5:53.500	+13.221	17:53:31.609
12	5:54.351	+14.072	17:59:25.960
13	9:35.067	+3:54.788	18:09:01.027
14	7:29.539	+1:49.260	18:16:30.566
15	7:27.064	+1:46.785	18:23:57.630
16	7:22.289	+1:42.010	18:31:19.919
17	7:31.348	+1:51.069	18:38:51.267

(12) da veiga luciano dubois rudy

1			16:41:58.426
2	6:42.905	+6.064	16:48:41.331
3	6:56.751	+19.910	16:55:38.082
4	7:51.663	+1:14.822	17:03:29.745
5	6:45.888	+9.047	17:10:15.633
6	6:36.841		17:16:52.474
7	7:57.334	+1:20.493	17:24:49.808
8	6:44.414	+7.573	17:31:34.222
9	6:53.855	+17.014	17:38:28.077
10	7:35.321	+58.480	17:46:03.398
11	7:46.929	+1:10.088	17:53:50.327
12	6:57.153	+20.312	18:00:47.480
13	7:06.270	+29.429	18:07:53.750
14	9:47.062	+3:10.221	18:17:40.812
15	7:30.642	+53.801	18:25:11.454
16	8:36.818	+1:59.977	18:33:48.272
17	7:03.640	+26.799	18:40:51.912

(34) MINET Gilles COLLART Loic

1			16:42:44.692
2	7:23.255	+1:03.582	16:50:07.947
3	7:52.376	+1:32.703	16:58:00.323
4	8:03.970	+1:44.297	17:06:04.293
5	7:05.344	+45.671	17:13:09.637
6	6:30.513	+10.840	17:19:40.150
7	6:25.835	+6.162	17:26:05.985
8	6:19.673		17:32:25.658
9	6:26.071	+6.398	17:38:51.729
10	10:50.844	+4:31.171	17:49:42.573
11	16:00.999	+9:41.326	18:05:43.572
12	6:49.074	+29.401	18:12:32.646
13	6:27.308	+7.635	18:18:59.954
14	6:29.768	+10.095	18:25:29.722
15	6:50.840	+31.167	18:32:20.562
16	6:33.147	+13.474	18:38:53.709

(62) BEELEN Valentin VYNCKIER Vanille

Lap	Lap Tm	Diff	Time of Day	Lap	Lap Tm	Diff	Time of Day	Lap	Lap Tm	Diff	Time of Day
1			16:42:29.530								
2	7:03.580		16:49:33.110								
3	7:05.460	+1.880	16:56:38.570								
4	7:38.615	+35.035	17:04:17.185								
5	9:11.554	+2:07.974	17:13:28.739								
6	7:47.938	+44.358	17:21:16.677								
7	8:04.606	+1:01.026	17:29:21.283								
8	8:27.043	+1:23.463	17:37:48.326								
9	8:07.388	+1:03.808	17:45:55.714								
10	7:20.723	+17.143	17:53:16.437								
11	7:33.656	+30.076	18:00:50.093								
12	7:27.564	+23.984	18:08:17.657								
13	10:09.908	+3:06.328	18:18:27.565								
14	10:11.123	+3:07.543	18:28:38.688								
15	10:04.641	+3:01.061	18:38:43.329								
(21) FONTAINE Sebastien FONTAINE Gabriel											
1			16:42:04.603								
2	6:43.052		16:48:47.655								
3	11:47.878	+5:04.826	17:00:35.533								
4	8:28.215	+1:45.163	17:09:03.748								
5	10:38.801	+3:55.749	17:19:42.549								
6	7:17.706	+34.654	17:27:00.255								
7	6:57.976	+14.924	17:33:58.231								
8	11:53.764	+5:10.712	17:45:51.995								
9	9:23.323	+2:40.271	17:55:15.318								
10	7:49.429	+1:06.377	18:03:04.747								
11	10:08.935	+3:25.883	18:13:13.682								
12	7:09.848	+26.796	18:20:23.530								
13	7:08.932	+25.880	18:27:32.462								
14	7:03.694	+20.642	18:34:36.156								
15	6:54.230	+11.178	18:41:30.386								
(89) PERRONE Hugo DE BIE David											
1			16:43:43.148								
2	7:22.655	+59.123	16:51:05.803								
3	1:04:15.255	+57:51.723	17:55:21.058								
4	6:40.410	+16.878	18:02:01.468								
5	16:18.023	+9:54.491	18:18:19.491								
6	6:40.627	+17.095	18:25:00.118								
7	6:55.937	+32.405	18:31:56.055								
8	6:23.532		18:38:19.587								
(9) LEDECQ Alexandre VLASSENBOECK Romain											
1			16:40:53.624								
2	5:09.975	+2.267	16:46:03.599								
3	5:07.708		16:51:11.307								
4	5:12.491	+4.783	16:56:23.798								
5	5:11.509	+3.801	17:01:35.307								
6	11:26.863	+6:19.155	17:13:02.170								
(83) PEREAUX Corentin MAS Lucas											
1			16:43:41.962								